

# Measurement of prompt and nonprompt $J/\psi$ production in pp and pPb collisions at $\sqrt{s_{NN}} = 5.02$ TeV

CMS Collaboration\*

CERN, 1211 Geneva 23, Switzerland

Received: 5 February 2017 / Accepted: 13 April 2017

© CERN for the benefit of the CMS collaboration 2017. This article is an open access publication

**Abstract** This paper reports the measurement of  $J/\psi$  meson production in proton–proton (pp) and proton–lead (pPb) collisions at a center-of-mass energy per nucleon pair of 5.02 TeV by the CMS experiment at the LHC. The data samples used in the analysis correspond to integrated luminosities of  $28 \text{ pb}^{-1}$  and  $35 \text{ nb}^{-1}$  for pp and pPb collisions, respectively. Prompt and nonprompt  $J/\psi$  mesons, the latter produced in the decay of B hadrons, are measured in their dimuon decay channels. Differential cross sections are measured in the transverse momentum range of  $2 < p_T < 30 \text{ GeV}/c$ , and center-of-mass rapidity ranges of  $|y_{CM}| < 2.4$  (pp) and  $-2.87 < y_{CM} < 1.93$  (pPb). The nuclear modification factor,  $R_{pPb}$ , is measured as a function of both  $p_T$  and  $y_{CM}$ . Small modifications to the  $J/\psi$  cross sections are observed in pPb relative to pp collisions. The ratio of  $J/\psi$  production cross sections in p-going and Pb-going directions,  $R_{FB}$ , studied as functions of  $p_T$  and  $y_{CM}$ , shows a significant decrease for increasing transverse energy deposited at large pseudorapidities. These results, which cover a wide kinematic range, provide new insight on the role of cold nuclear matter effects on prompt and nonprompt  $J/\psi$  production.

## 1 Introduction

It was suggested 3 decades ago that quark-gluon plasma (QGP) formation would suppress the yield of  $J/\psi$  mesons in high-energy heavy ion collisions, relative to that in proton–proton (pp) collisions, as a consequence of Debye screening of the heavy-quark potential at finite temperature [1]. This QGP signature triggered intense research activity, both experimental and theoretical, on the topic of heavy quarkonium production in nuclear collisions. Experiments at SPS [2,3], RHIC [4,5], and the CERN LHC [6,7] have reported a significant  $J/\psi$  suppression in heavy ion collisions compared to the expectation based on pp data. This suppression is found to be larger for more central collisions over

a wide range in rapidity ( $y$ ) and transverse momentum ( $p_T$ ). In addition, a suppression of different bottomonium states [ $\Upsilon(1S)$ ,  $\Upsilon(2S)$ ,  $\Upsilon(3S)$ ] has been observed at the LHC in lead–lead (PbPb) collisions at a center-of-mass energy per nucleon pair of  $\sqrt{s_{NN}} = 2.76 \text{ TeV}$  [8–10], which appears to be consistent with the suggested picture of quarkonium suppression in the QGP [11,12].

In order to interpret these results unambiguously, it is necessary to constrain the so-called cold nuclear matter effects on quarkonium production, through, e.g., baseline measurements in pPb collisions. Among these effects, parton distribution functions in nuclei (nPDF) are known to differ from those in a free proton and thus influence the quarkonium yields in nuclear collisions. The expected depletion of nuclear gluon density at small values of the momentum fraction ( $x$ ), an effect known as shadowing, would suppress  $J/\psi$  production at forward  $y$ , corresponding to the p-going direction in pPb collisions [13,14]. It has been also suggested that gluon radiation induced by parton multiple scattering in the nucleus can lead to  $p_T$  broadening and coherent energy loss, resulting in a significant forward  $J/\psi$  suppression in pPb collisions at all available energies [15,16]. These phenomena can be quantified by the nuclear modification factor,  $R_{pPb}$ , defined as the ratio of  $J/\psi$  cross sections in pPb collisions over those in pp collisions scaled by the number of nucleons in the Pb ion ( $A = 208$ ), and by the  $R_{FB}$  ratio of  $J/\psi$  cross sections at forward (p-going direction) over those at backward (Pb-going direction) rapidities.

In addition to prompt  $J/\psi$  mesons, directly produced in the primary interaction or from the decay of heavier charmonium states such as  $\psi(2S)$  and  $\chi_c$ , the production of  $J/\psi$  mesons includes a nonprompt contribution coming from the later decay of B hadrons, whose production rates are also expected to be affected by cold nuclear matter effects [17,18]. However, neither high- $p_T$  B mesons nor b quark jets show clear evidence of their cross sections being modified in pPb collisions [19,20]. In this respect, the nonprompt component of  $J/\psi$  production can shed light on the nature of nuclear effects (if any) on bottom-quark production at low  $p_T$ .

\* e-mail: [cms-publication-committee-chair@cern.ch](mailto:cms-publication-committee-chair@cern.ch)

At the LHC,  $J/\psi$  meson production in pPb collisions at  $\sqrt{s_{NN}} = 5.02$  TeV has been measured by the ALICE [21, 22], ATLAS [23], and LHCb [24] collaborations. The  $R_{FB}$  ratio has been determined as functions of rapidity in the center-of-mass frame,  $y_{CM}$ , and  $p_T$ . Using an interpolation of the pp production cross sections at the same collision energy,  $R_{pPb}$  has also been estimated in Refs. [21, 22, 24] as functions of  $y_{CM}$  and  $p_T$ . A significant suppression of the prompt  $J/\psi$  production in pPb collisions has been observed at forward  $y_{CM}$  and low  $p_T$ , while no strong nuclear effects are observed at backward  $y_{CM}$ .

This paper reports an analysis of  $J/\psi$  production in pp and pPb collisions at  $\sqrt{s_{NN}} = 5.02$  TeV, using data collected with the CMS detector in 2013 (pPb) and in 2015 (pp). The  $J/\psi$  mesons with  $2 < p_T < 30$  GeV/c are measured via their dimuon decay channels in ranges of  $|y_{CM}| < 2.4$  in pp and  $-2.87 < y_{CM} < 1.93$  in pPb collisions. The corresponding values of  $x$  range from  $10^{-4}$ , at forward  $y_{CM}$  and low  $p_T$ , to  $10^{-2}$ , at backward  $y_{CM}$  and higher  $p_T$ . Both  $R_{pPb}$  and  $R_{FB}$  are measured as functions of  $y_{CM}$  and  $p_T$ . The latter ratio is also studied as a function of the event activity in pPb collisions, as characterized by the transverse energy deposited in the CMS detector at large pseudorapidities.

## 2 Experimental setup and event selection

The main feature of the CMS detector is a superconducting solenoid with an internal diameter of 6 m, providing a magnetic field of 3.8 T. Within the field volume are the silicon pixel and strip tracker, the crystal electromagnetic calorimeter, and the brass and scintillator hadronic calorimeter. The silicon pixel and strip tracker measures charged particle trajectories in the pseudorapidity range of  $|\eta| < 2.5$ . It consists of 66 M pixel and 10 M strip sensor elements. Muons are detected in the range of  $|\eta| < 2.4$ , with detection planes based on three technologies: drift tubes, cathode strip chambers, and resistive plate chambers. The CMS apparatus also has extensive forward calorimetry, including two steel and quartz-fiber Cherenkov hadron forward (HF) calorimeters, which cover  $2.9 < |\eta| < 5.2$ . These detectors are used for online event selection and the impact parameter characterization of the events in pPb collisions, where the term impact parameter refers to the transverse distance between the two centers of the colliding hadrons. A more detailed description of the CMS detector, together with a definition of the coordinate system used and the relevant kinematic variables, can be found in Ref. [25].

The pPb data set used in this analysis corresponds to an integrated luminosity of  $34.6 \text{ nb}^{-1}$ . The beam energies are 4 TeV for p, and 1.58 TeV per nucleon for the Pb nuclei, resulting in  $\sqrt{s_{NN}} = 5.02$  TeV. The direction of the higher-energy p beam was initially set up to be clockwise, and was

reversed after  $20.7 \text{ nb}^{-1}$ . As a result of the beam energy difference, the nucleon–nucleon center-of-mass in pPb collisions is not at rest with respect to the laboratory frame. Massless particles emitted at  $|\eta_{CM}| = 0$  in the nucleon–nucleon center-of-mass frame are detected at  $\eta_{lab} = -0.465$  for the first run period (clockwise p beam) and  $+0.465$  for the second run period (counterclockwise p beam) in the laboratory frame; the region  $-2.87 < y_{CM} < 1.93$  is thus probed by flipping the  $\eta$  of one data set so that the p-going direction is always toward positive  $y_{CM}$ . The pp data set is also collected at the same collision energy with an integrated luminosity of  $28.0 \text{ pb}^{-1}$ . In this sample,  $J/\psi$  mesons are measured over  $|y_{CM}| < 2.4$ .

In order to remove beam-related background such as beam-gas interactions, inelastic hadronic collisions are selected by requiring a coincidence of at least one of the HF calorimeter towers with more than 3 GeV of total energy on each side of the interaction point. This requirement is not present in pp collisions which suffer less from photon-induced interactions compared to pPb collisions. The pp and pPb events are further selected to have at least one reconstructed primary vertex composed of two or more associated tracks, excluding the two muons from the  $J/\psi$  candidates, within 25 cm from the nominal interaction point along the beam axis and within 2 cm in its transverse plane. To reject beam-scraping events, the fraction of good-quality tracks associated with the primary vertex is required to be larger than 25% when there are more than 10 tracks per event.

**Table 1** Rapidity intervals and associated minimum  $p_T$  values for the  $J/\psi$  cross section measurements in pp and pPb collisions

$y_{CM}$	Minimum $p_T$ (GeV/c)	
	pp	pPb
$1.93 < y_{CM} < 2.4$	2	N/A
$1.5 < y_{CM} < 1.93$	4	2
$0.9 < y_{CM} < 1.5$	6.5	4
$0 < y_{CM} < 0.9$	6.5	6.5
$-0.9 < y_{CM} < 0$	6.5	6.5
$-1.5 < y_{CM} < -0.9$	6.5	6.5
$-1.93 < y_{CM} < -1.5$	4	5
$-2.4 < y_{CM} < -1.93$	2	4
$-2.87 < y_{CM} < -2.4$	N/A	2

**Table 2** Ranges of forward transverse energy,  $E_T^{\text{HF}|\eta|>4}$ , their mean values, and associated fractions of pPb events that fall into each category

$E_T^{\text{HF} \eta >4}$ (GeV)	$\langle E_T^{\text{HF} \eta >4} \rangle$	Fraction (%)
0–20	9.4	73
20–30	24.3	18
>30	37.2	9

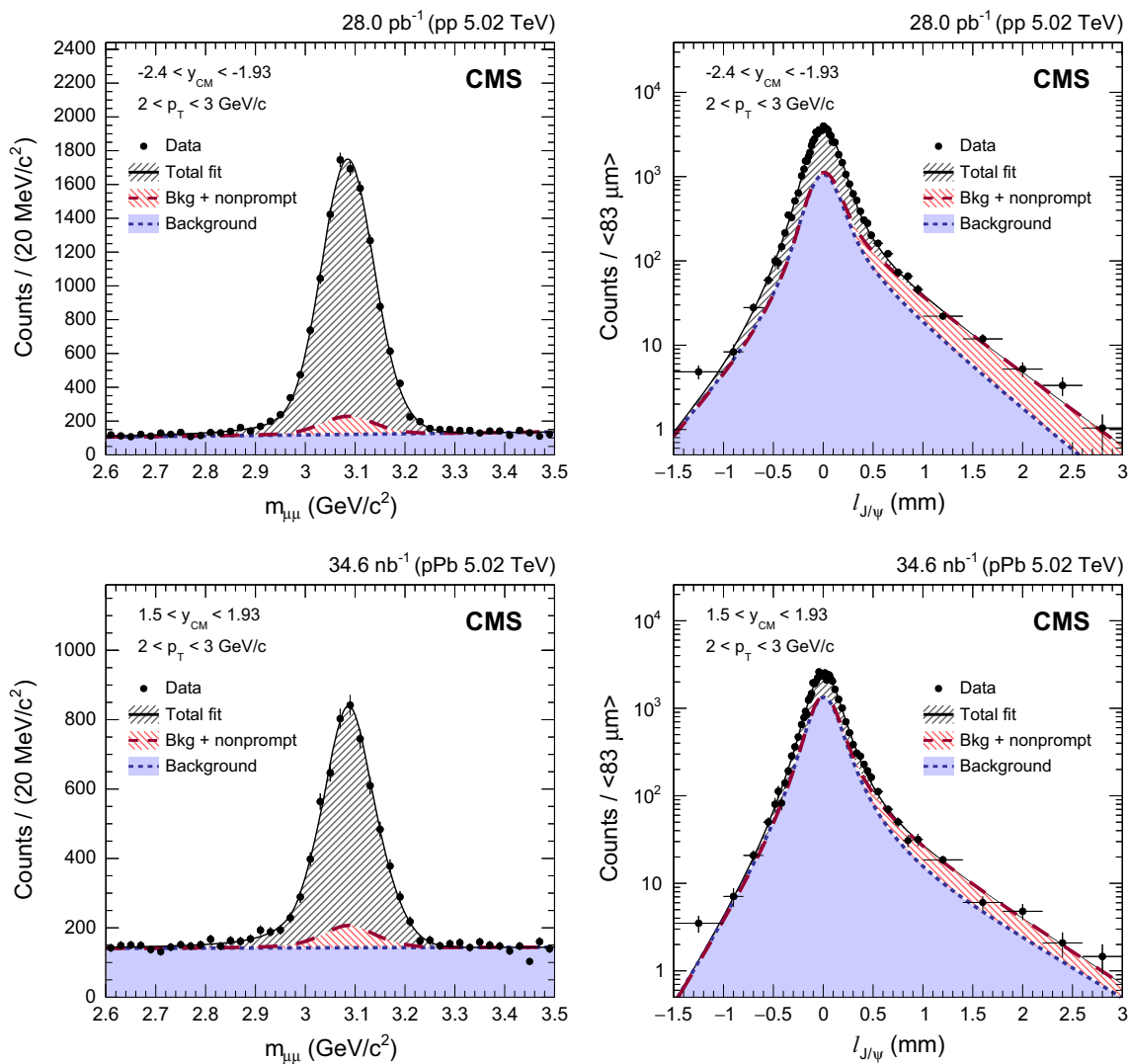
In pPb collisions, an additional filter [26] is applied to remove events containing multiple interactions per bunch crossing (pileup). After the selection, the residual fraction of pileup events is reduced from 3% to less than 0.2%. This pileup rejection results in a 4.1% signal loss, which is corrected for in the cross section measurements. Since pileup only affects the event activity dependence in pPb results, no filter is applied in pp results.

Dimuon events are selected by the level-1 trigger, a hardware-based trigger system requiring two muon candidates in the muon detectors with no explicit limitations in  $p_T$  or  $y$ . In the offline analysis, muons are required to be within the following kinematic regions, which ensure single-muon reconstruction efficiencies above 10%:

$$\begin{aligned}
 p_T^\mu &> 3.3 \text{ GeV}/c && \text{for } |\eta_{\text{lab}}^\mu| < 1.2, \\
 p_T^\mu &> (4.0 - 1.1|\eta_{\text{lab}}^\mu|) \text{ GeV}/c && \text{for } 1.2 \leq |\eta_{\text{lab}}^\mu| < 2.1, \\
 p_T^\mu &> 1.3 \text{ GeV}/c && \text{for } 2.1 \leq |\eta_{\text{lab}}^\mu| < 2.4.
 \end{aligned}
 \tag{1}$$

The muon pairs are further selected to be of opposite charge, to originate from a common vertex with a  $\chi^2$  probability greater than 1%, and to match standard identification criteria [27].

Simulated events are used to obtain the correction factors for acceptance and efficiency. The Monte Carlo (MC) samples of  $J/\psi$  mesons are generated using PYTHIA 8.209 [28] for pp and PYTHIA 6.424 [29] for pPb collisions. Generated



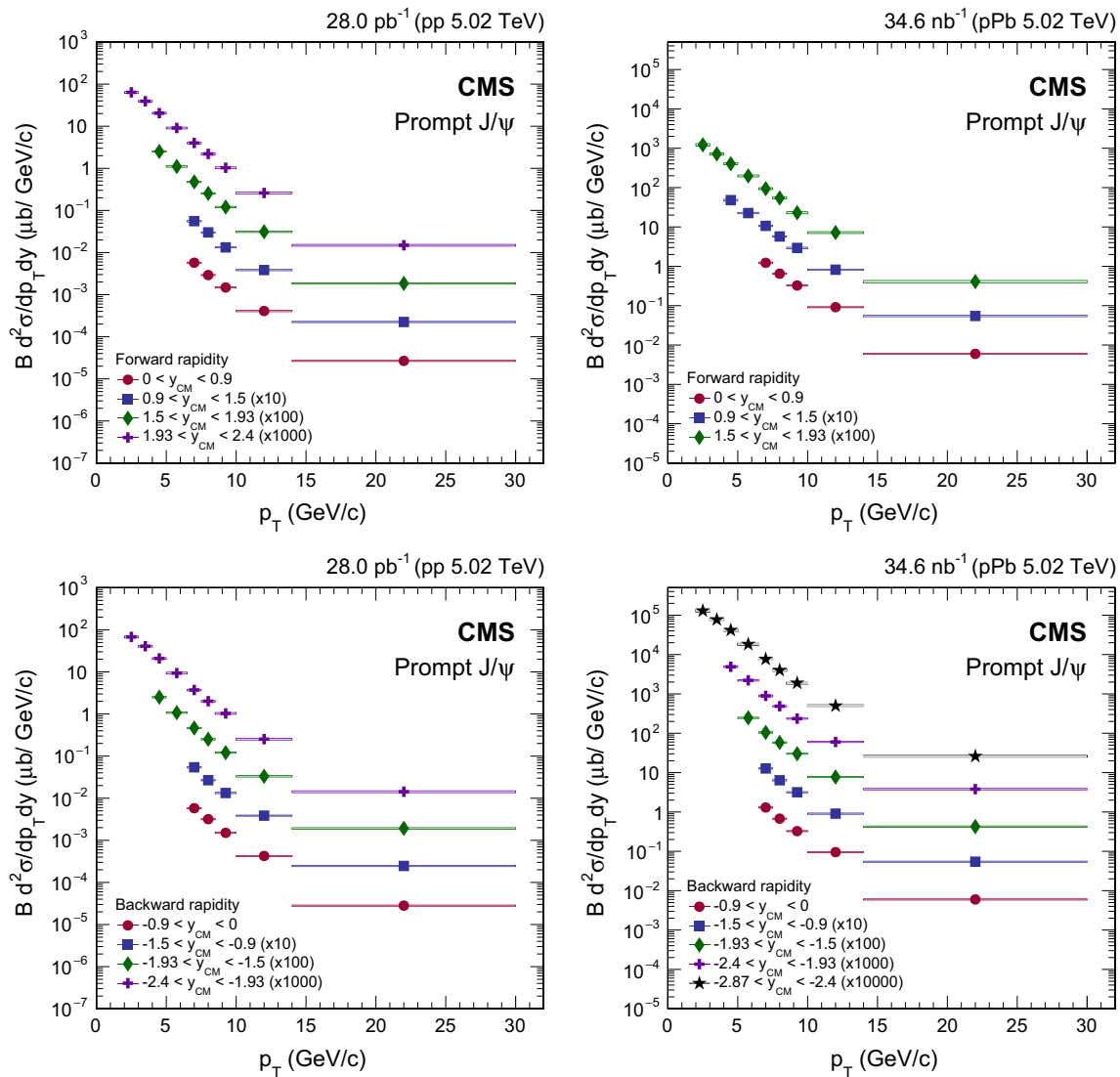
**Fig. 1** Examples of the invariant mass (*left*) and pseudo-proper decay length (*right*) distributions of  $\mu^+\mu^-$  pairs for pp (*upper*) and pPb (*lower*) collisions. The bin widths of  $\ell_{J/\psi}$  distributions vary from 15 to 500  $\mu\text{m}$ , with the averaged value of 83  $\mu\text{m}$ . The projections of the 2D fit

function onto the respective axes are overlaid as *solid lines*. The *long-dashed lines* show the fitted contribution of nonprompt  $J/\psi$  mesons. The fitted background contributions are shown by *short-dashed lines*

**Table 3** Summary of the relative systematic uncertainties for the cross section measurements, given in percentages, for prompt and nonprompt  $J/\psi$  mesons in pp and pPb collisions

	Prompt $J/\psi$		Nonprompt $J/\psi$	
	pp	pPb	pp	pPb
Signal extraction	0.8–3.2	0.7–5.0	2.0–36.3	1.1–29.5
Efficiency	2.4–4.4	2.4–6.1	2.4–4.3	2.4–6.1
Acceptance	0.0–2.3	0.0–1.2	0.0–1.3	0.0–1.3
Integrated luminosity	2.3	3.5	2.3	3.5
Total	2.7–5.3	2.8–7.1	3.4–36.5	3.3–30.1

particles in the pPb simulation are boosted by  $\Delta y = \pm 0.465$  to account for the asymmetry of p and Pb beams in the laboratory frame. Samples for prompt and nonprompt  $J/\psi$  mesons are independently produced using the D6T [30] and Z2 [31] tunes, respectively. In the absence of experimental information on quarkonium polarization in pp and pPb collisions at  $\sqrt{s} = 5.02$  TeV, it is assumed that prompt  $J/\psi$  mesons are produced unpolarized, as observed in pp collisions at  $\sqrt{s} = 7$  TeV [32–34]. The nonprompt  $J/\psi$  sample includes the polarization ( $\lambda_\theta \approx -0.4$ ) determined from a measurement of the exclusive B hadron decays ( $B^+$ ,  $B^0$ , and  $B_s^0$ ) as implemented in EVTGEN 9.1 [35]. The pPb measurements might be affected by physics processes with strong kine-



**Fig. 2** Differential cross section (multiplied by the dimuon branching fraction) of prompt  $J/\psi$  mesons in pp (left) and pPb (right) collisions at forward (upper) and backward (lower)  $y_{CM}$ . The vertical bars (smaller than the symbols in most cases) represent the statistical uncertainties and

the shaded boxes show the systematic uncertainties. The fully correlated global uncertainty from the integrated luminosity determination, 2.3% for pp and 3.5% for pPb collisions, is not included in the point-by-point uncertainties

matic dependence within an analysis bin, e.g., polarization or energy loss. Such possible physics effects on the final cross sections are not included in the systematic uncertainties, as was done in the previous analyses [8,9]. The QED final-state radiation from muons is simulated with PHOTOS 215.5 [36]. Finally, the CMS detector response is simulated using GEANT4 [37].

### 3 Analysis procedure

#### 3.1 Differential cross section, $R_{pPb}$ , and $R_{FB}$

In this paper, three observables analyzed in  $J/\psi$  meson decays to muon pairs are reported. First, the cross sections are determined based on

$$\mathcal{B}(J/\psi \rightarrow \mu^+\mu^-) \frac{d^2\sigma}{dp_T dy_{CM}} = \frac{N_{Fit}^{J/\psi} / (\text{Acc } \epsilon)}{\mathcal{L}_{int} \Delta p_T \Delta y_{CM}}, \quad (2)$$

where  $\mathcal{B}(J/\psi \rightarrow \mu^+\mu^-)$  is the branching fraction to the  $\mu^+\mu^-$  channel [38],  $N_{Fit}^{J/\psi}$  is the extracted raw yield of  $J/\psi$  mesons in a given  $(p_T, y_{CM})$  bin,  $(\text{Acc } \epsilon)$  represents the dimuon acceptance times efficiency described in Sect. 3.3, and  $\mathcal{L}_{int}$  is the integrated luminosity with the values of  $(28.0 \pm 0.6) \text{ pb}^{-1}$  for pp [39] and  $(34.6 \pm 1.2) \text{ nb}^{-1}$  for pPb [40] collisions.

The cross sections are measured in up to nine bins in  $p_T$  ([2,3], [3,4] [4,5], [5,6.5], [6.5,7.5], [7.5,8.5], [8.5,10], [10,14], [14,30] GeV/c), with the minimum  $p_T$  values varying with  $y_{CM}$  ranges as shown in Table 1.

The second observable considered is the nuclear modification factor, calculated as

$$R_{pPb}(p_T, y_{CM}) = \frac{(d^2\sigma/dp_T dy_{CM})_{pPb}}{A(d^2\sigma/dp_T dy_{CM})_{pp}}, \quad (3)$$

where  $A = 208$  is the number of nucleons in the Pb nucleus.

The third measurement is the forward-to-backward production ratio for pPb collisions, defined for positive  $y_{CM}$  by

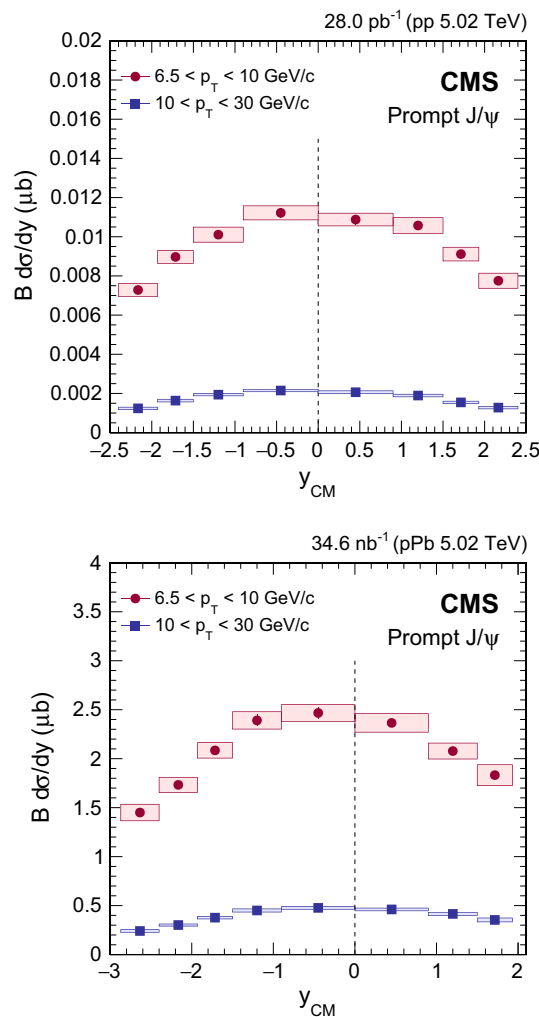
$$R_{FB}(p_T, y_{CM} > 0) = \frac{d^2\sigma(p_T, y_{CM})/dp_T dy_{CM}}{d^2\sigma(p_T, -y_{CM})/dp_T dy_{CM}}. \quad (4)$$

This variable is a sensitive probe of the dynamics of  $J/\psi$  production by comparing nuclear effects in the forward and the backward  $y_{CM}$  hemispheres, since  $R_{FB}(p_T, y_{CM})$  is equivalent to  $R_{pPb}(p_T, y_{CM})/R_{pPb}(p_T, -y_{CM})$ . In addition, several uncertainties cancel in the  $R_{FB}$  ratio, such as those from the integrated luminosity determination. The minimum  $p_T$  values for the  $R_{FB}$  measurement are 5 GeV/c for  $1.5 < |y_{CM}| < 1.93$ , and 6.5 GeV/c for  $|y_{CM}| < 1.5$ . The ratio  $R_{FB}$  is also analyzed as a function of  $E_T^{\text{HF}|\eta|>4}$ , the transverse energy deposited on both sides of the collisions in the

HF calorimeters within the  $4 < |\eta| < 5.2$  range. This energy is related to the impact parameter of the collision. In Table 2, the mean value of  $E_T^{\text{HF}|\eta|>4}$  and the fraction of events for each bin used in the analysis are computed from minimum bias pPb events.

#### 3.2 Signal extraction

The signal extraction procedure is similar to that in previous CMS analyses of pp [41,42] and PbPb [6] collisions. The prompt  $J/\psi$  mesons are separated from those coming from



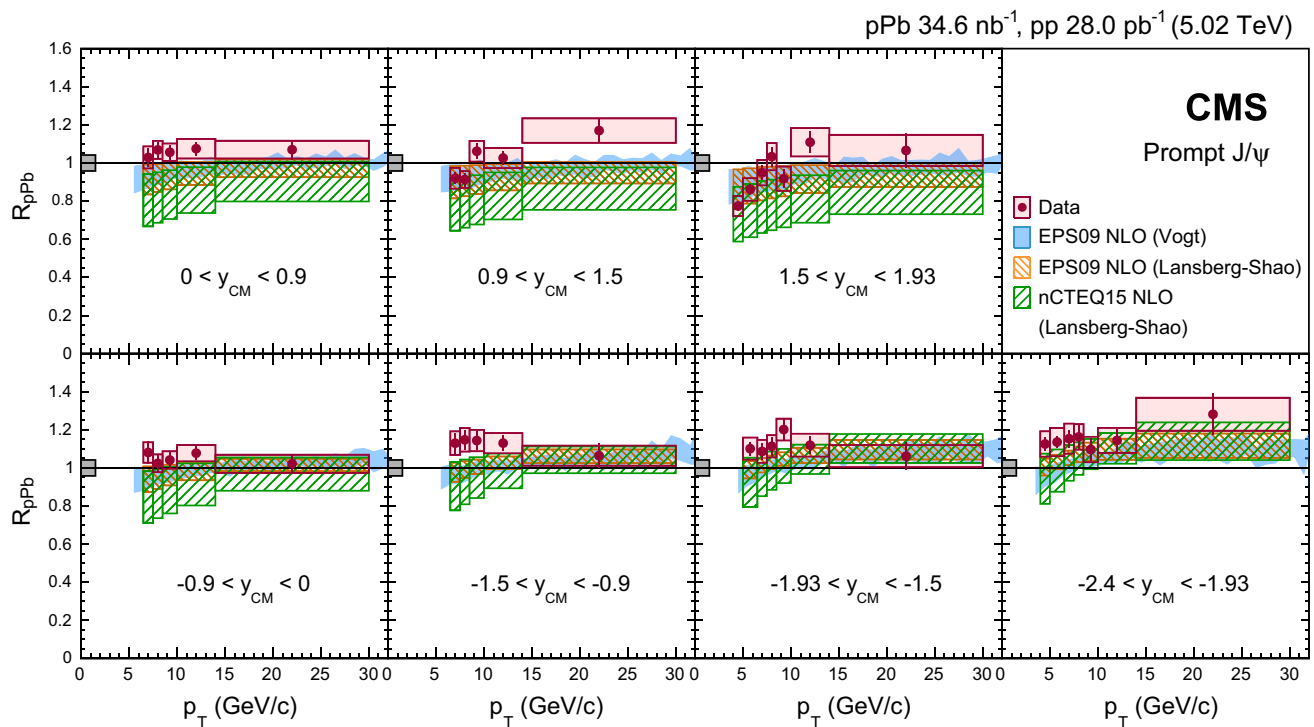
**Fig. 3** Rapidity dependence of the cross section (multiplied by the dimuon branching fraction) for prompt  $J/\psi$  mesons in the  $p_T$  intervals of  $6.5 < p_T < 10 \text{ GeV}/c$  (circles) and  $10 < p_T < 30 \text{ GeV}/c$  (squares) in pp (upper) and pPb (lower) collisions. The vertical dashed line indicates  $y_{CM} = 0$ . The vertical bars (smaller than the symbols in most cases) represent the statistical uncertainties and the shaded boxes show the systematic uncertainties. The fully correlated global uncertainty from the integrated luminosity determination, 2.3% for pp and 3.5% for pPb collisions, is not included in the point-by-point uncertainties

B hadron decays by virtue of the pseudo-proper decay length,  $\ell_{J/\psi} = L_{xy} m_{J/\psi} / p_T$ , where  $L_{xy}$  is the transverse distance between the primary and secondary dimuon vertices in the laboratory frame,  $m_{J/\psi}$  is the mass of the  $J/\psi$  meson, and  $p_T$  is the dimuon transverse momentum. For each  $p_T$ ,  $y_{CM}$ , and event activity bin, the fraction of nonprompt  $J/\psi$  mesons (*b fraction*) is evaluated through an extended unbinned maximum likelihood fit to the invariant mass spectrum and  $\ell_{J/\psi}$  distributions of  $\mu^+\mu^-$  pairs, sequentially. The invariant mass spectrum is fitted first, and some parameters are initialized and/or fixed. Then, the  $\ell_{J/\psi}$  distribution is fitted.

For the dimuon invariant mass distributions, the shape of the  $J/\psi$  signal is modeled by the sum of a Gaussian function and a Crystal Ball (CB) function [43], with common mean values and independent widths, in order to accommodate the rapidity-dependent mass resolution. The CB function combines a Gaussian core with a power-law tail using two parameters  $n_{CB}$  and  $\alpha_{CB}$ , to describe final-state QED radiation of muons. Because the two parameters are strongly correlated, the value of  $n_{CB}$  is fixed at 2.1, while the  $\alpha_{CB}$  is a free parameter of the fit. This configuration gives the highest fit probability for data, in every  $(p_T, y_{CM})$  bin, when various settings of  $\alpha_{CB}$  and  $n_{CB}$  are tested. The invariant mass distribution of the underlying continuum background is represented by an exponential function.

For the  $\ell_{J/\psi}$  distributions, the prompt signal component is represented by a resolution function, which depends on the per-event uncertainty in the  $\ell_{J/\psi}$  provided by the reconstruction algorithm of primary and secondary vertices. The resolution function is composed of the sum of two Gaussian functions. A Gaussian with a narrower width ( $\sigma_{\text{narrow}}$ ) describes the core of the signal component, while another with a greater width ( $\sigma_{\text{wide}}$ ) accounts for the effect of uncertainties in the primary vertex determination and has a fixed value based on MC simulations. The  $\ell_{J/\psi}$  distribution of the nonprompt component is modeled by an exponential decay function convolved with a resolution function. The continuum background component is modeled by the sum of three exponential decay functions, a normal one on one side  $\ell_{J/\psi} > 0$ , a flipped one on the other side  $\ell_{J/\psi} < 0$ , and a double-sided one, which are also convolved with a resolution function. The parameters describing the  $\ell_{J/\psi}$  distributions of the background are determined from sidebands in the invariant mass distribution  $2.6 < m_{\mu\mu} < 2.9 \text{ GeV}/c^2$  and  $3.3 < m_{\mu\mu} < 3.5 \text{ GeV}/c^2$ . The results are insensitive to the selection of sideband ranges.

For pPb analysis, two data sets corresponding to each beam direction are merged and fitted together, after it is determined that the results are compatible with those from a separate analysis, performed over each data set. Figure 1



**Fig. 4** Transverse momentum dependence of  $R_{pPb}$  for prompt  $J/\psi$  mesons in seven  $y_{CM}$  ranges. The vertical bars represent the statistical uncertainties and the shaded boxes show the systematic uncertainties. The fully correlated global uncertainty of 4.2% is displayed as a gray

box at  $R_{pPb} = 1$  next to the left axis. The predictions of shadowing models based on the parameterizations EPS09 and nCTEQ15 [14, 46–48] are also shown

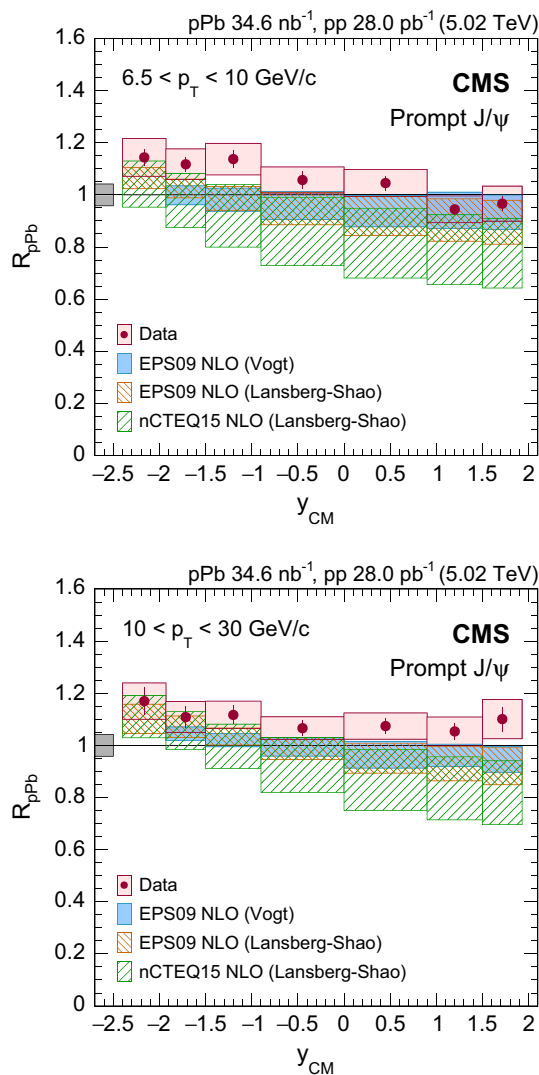
shows examples of fit projections onto the mass (left) and  $\ell_{J/\psi}$  (right) axes for muon pairs with  $2 < p_T < 3 \text{ GeV}/c$  in  $-2.4 < y_{CM} < -1.93$  from pp (upper), and in  $1.5 < y_{CM} < 1.93$  from pPb (lower) collisions.

### 3.3 Corrections

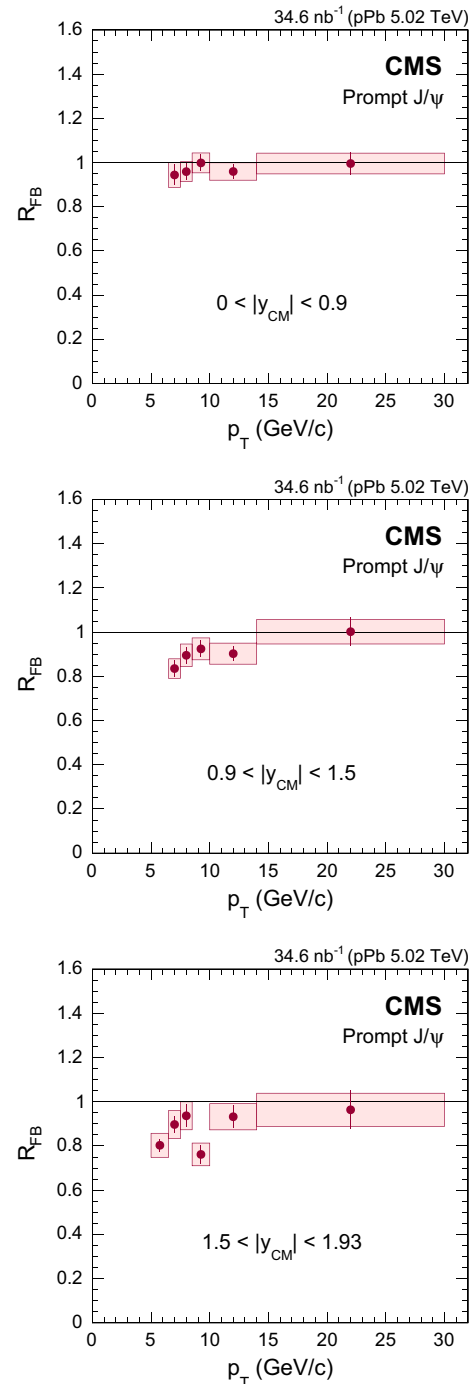
The acceptance and reconstruction, identification, and trigger efficiency corrections are evaluated from the MC simulation described in Sect. 2. The acceptance is estimated by the fraction of generated  $J/\psi$  mesons in each  $(p_T, y_{CM})$  bin, decay-

ing into two muons, each within the fiducial phase space defined in Eq. (1).

In order to compensate for imperfections in the simulation-based efficiencies, an additional scaling factor is applied, calculated with a *tag-and-probe* (T&P) method [44]. The tag muons require tight identification, and the probe muons are



**Fig. 5** Rapidity dependence of  $R_{pPb}$  for prompt  $J/\psi$  mesons in two  $p_T$  ranges:  $6.5 < p_T < 10 \text{ GeV}/c$  (upper) and  $10 < p_T < 30 \text{ GeV}/c$  (lower). The vertical bars represent the statistical uncertainties and the shaded boxes show the systematic uncertainties. The fully correlated global uncertainty of 4.2% is displayed as a gray box at  $R_{pPb} = 1$  next to the left axis. The predictions of shadowing models based on the parameterizations EPS09 and nCTEQ15 [14, 46–48] are also shown



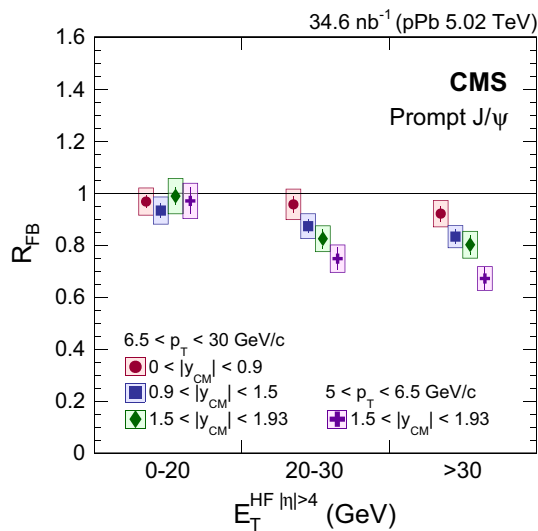
**Fig. 6** Transverse momentum dependence of  $R_{FB}$  for prompt  $J/\psi$  mesons in three  $y_{CM}$  regions. The vertical bars represent the statistical uncertainties and the shaded boxes show the systematic uncertainties

selected with and without satisfying the selection criteria relevant to the efficiency being measured. Then, invariant mass distributions of tag and probe pairs in the  $J/\psi$  mass range are fitted to count the number of signals in the two groups. The single-muon efficiencies are deduced from the ratio of  $J/\psi$  mesons in the passing-probe over all-probe group. The data-to-simulation ratios of single-muon efficiencies are used to correct the dimuon efficiencies, taking the kinematic distributions of decayed muons into account. The dimuon efficiency weights evaluated by the T&P method are similar for pp and pPb events and range from 0.98 to 1.90, with the largest one coming from the lowest  $p_T$  bin. The efficiencies are independent of the event activity, as verified by pPb data and in a PYTHIA sample embedded in simulated pPb events generated by HIJING 1.383 [45].

In addition, the shape of the uncorrected distributions of  $J/\psi$  yield versus  $p_T$  in data and MC samples are observed to be different. To resolve the possible bias in acceptance and efficiency corrections, the data-to-simulation ratios are fitted by empirical functions and used to reweight the  $p_T$  spectra in MC samples for each  $y_{CM}$  bin. The effect of reweighting on the acceptance and efficiency is detailed in the next Section.

### 3.4 Systematic uncertainties

The following sources of systematic uncertainties are considered: fitting procedure, acceptance and efficiency corrections, and integrated luminosities.



**Fig. 7** Dependence of  $R_{FB}$  for prompt  $J/\psi$  mesons on the hadronic activity in the event, given by the transverse energy deposited in the CMS detector at large pseudorapidities  $E_T^{HF|\eta|>4}$ . Data points are slightly shifted horizontally so that they do not overlap. The vertical bars represent the statistical uncertainties and the shaded boxes show the systematic uncertainties

To estimate the systematic uncertainty due to the fitting procedure, variations of the parameters or alternative fit functions have been considered for the invariant mass and  $\ell_{J/\psi}$  distributions. For the signal shape in the invariant mass distributions, three alternative parameter settings are tested: (1)  $\alpha_{CB}$  is set to 1.7, averaged from the default fit, and  $n_{CB}$  free, (2) both  $\alpha_{CB}$  and  $n_{CB}$  are left free, and (3) both are obtained from a MC template and then fixed when fit to the data. The maximum deviation of yields among these three variations is quoted as the uncertainty. For the background fit of the invariant mass distributions, a first-order polynomial is used as an alternative. For the shape of  $\ell_{J/\psi}$  distribution of prompt  $J/\psi$  mesons, two alternatives are studied: (1) both  $\sigma_{wide}$  and  $\sigma_{narrow}$  are left free, and (2) both parameters are fixed to the MC templates. The maximum deviation of yields is taken as the uncertainty. Finally, for the  $\ell_{J/\psi}$  distribution shape of nonprompt  $J/\psi$  mesons, the template shape is directly taken from reconstructed MC events. The uncertainties from the previously mentioned methods are 0.7–5.0% for prompt and 1.1–36.3% for nonprompt  $J/\psi$  mesons. They are larger for the shape variations in the  $\ell_{J/\psi}$  than in the invariant mass distributions, especially for nonprompt  $J/\psi$  mesons.

For the uncertainties from acceptance and efficiency correction factors, the effect of reweighting the  $p_T$  spectrum of events generated by PYTHIA generator as described in Sect. 3.3 is considered. The deviation of the correction factors obtained from the default PYTHIA spectra and those from data-based weighted spectra is less than 2.9% across all kinematic ranges. The full deviation values are quoted as the systematic uncertainties. The determination of uncertainties for T&P corrections is performed by propagating the uncertainties in single-muon efficiencies to the dimuon efficiency values. The systematic uncertainties are evaluated by varying the fit conditions in the T&P procedure, and the statistical uncertainties are estimated using a fast parametric simulation. The total uncertainty from T&P corrections is obtained by the quadratic sum of two sources. Uncertainties from the efficiency correction, including the T&P uncertainties, range from 2.4 to 6.1%, and tend to be larger for lower  $p_T$ . The uncertainty in the integrated luminosities (2.3% for pp [39] and 3.5% for pPb [40]) is correlated across all data points and affects only the production cross sections and  $R_{pPb}$ , while it cancels out in the  $R_{FB}$  measurements.

Table 3 summarizes systematic uncertainties considered in this analysis. The range refers to different ( $p_T$ ,  $y_{CM}$ ) bins; the uncertainties tend to be lower at high  $p_T$  and midrapidity, and higher at low  $p_T$  and forward or backward  $y_{CM}$ . The larger uncertainties of the nonprompt  $J/\psi$  yields come from the signal extraction in their lowest  $p_T$  bin, 2–3 GeV/c. In the case of the  $R_{pPb}$  measurements with a  $p_T$  limit of 4 GeV/c, maximum uncertainties for nonprompt  $J/\psi$  mesons are 12.7% for



pp and 12.8% for pPb collisions. The total systematic uncertainty is evaluated as the quadratic sum of the uncertainties from all sources in each kinematic bin, except for those from the integrated luminosity determination.

### 4 Results

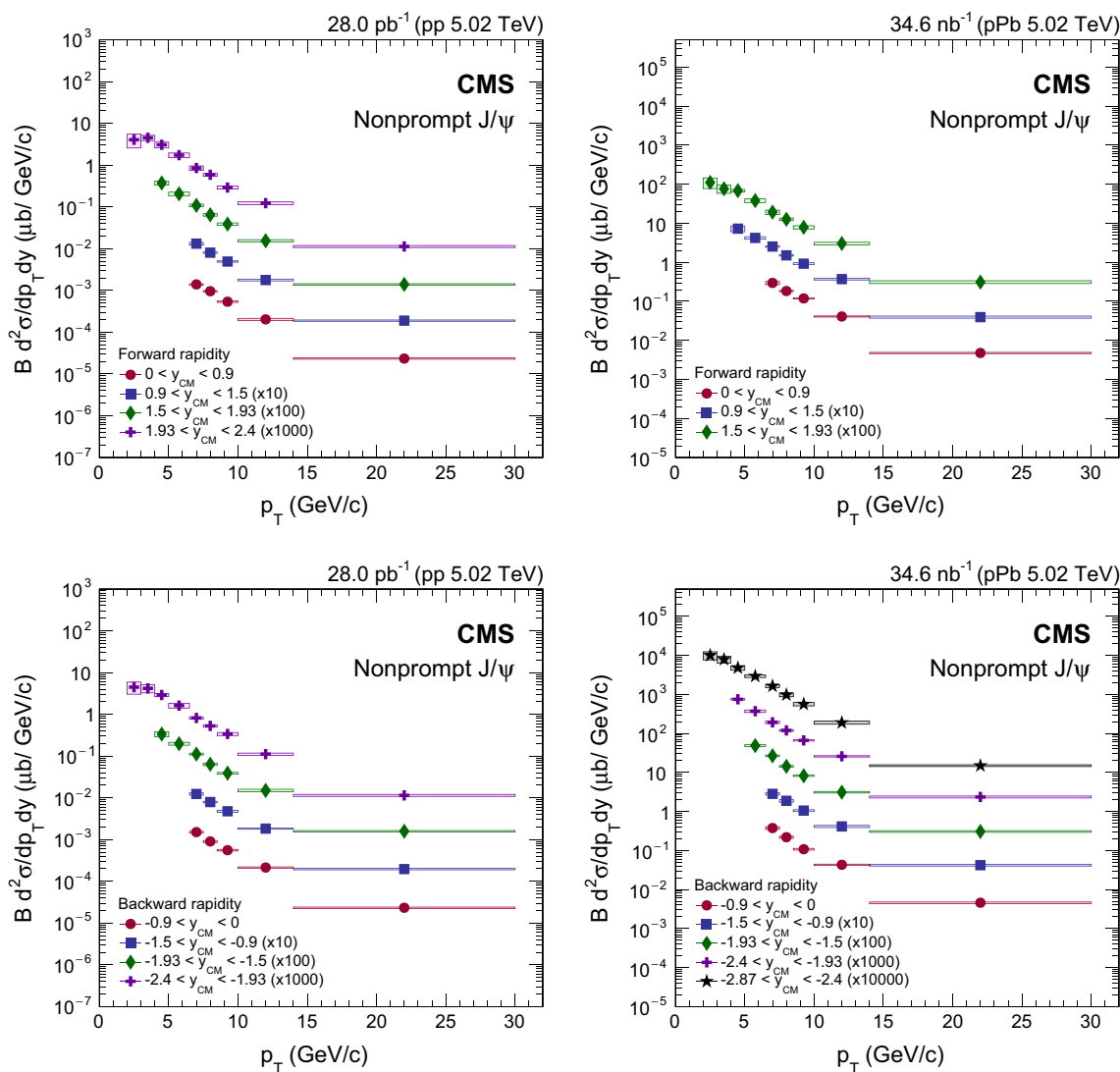
#### 4.1 Prompt J/ψ mesons

Figure 2 shows the double-differential prompt J/ψ production cross sections multiplied by the dimuon branching fraction in pp (left) and pPb (right) collisions, with data points plotted at the center of each bin. Statistical uncertainties

are displayed as vertical bars, while boxes that span the  $p_T$  bin width represent systematic uncertainties. Not shown is a global normalization uncertainty of 2.3% in pp and 3.5% in pPb collisions arising from the integrated luminosity determination.

Prompt J/ψ  $y_{CM}$  distributions are shown in Fig. 3 in pp (upper) and pPb (lower) collisions. The measurements are integrated over two  $p_T$  intervals,  $6.5 < p_T < 10$  GeV/c (low  $p_T$ ) and  $10 < p_T < 30$  GeV/c (high  $p_T$ ).

The  $p_T$  dependence of prompt J/ψ  $R_{pPb}$  is shown in Fig. 4, in seven  $y_{CM}$  ranges for which pp and pPb measurements overlap. Around midrapidity ( $|y_{CM}| < 0.9$ ) and in the three backward  $y_{CM}$  bins (lower panels),  $R_{pPb}$  is slightly above unity without a clear dependence on  $p_T$ . In



**Fig. 8** Differential cross section (multiplied by the dimuon branching fraction) of nonprompt J/ψ mesons in pp (left) and pPb (right) collisions at forward (upper) and backward (lower)  $y_{CM}$ . The vertical bars (smaller than the symbols in most cases) represent the statistical

uncertainties and the shaded boxes show the systematic uncertainties. The fully correlated global uncertainty from the integrated luminosity determination, 2.3% for pp and 3.5% for pPb collisions, is not included in the point-by-point uncertainties

the most forward bin ( $1.5 < y_{CM} < 1.93$ ), suppression at low  $p_T$  ( $\lesssim 7.5 \text{ GeV}/c$ ) is observed, followed by a weak increase of  $R_{pPb}$  at higher  $p_T$ . The results are compared to three model calculations. One is based on the next-to-leading order (NLO) Color Evaporation Model [14] using the EPS09 [46] nPDF set. The other two are calculated from the nPDF sets of EPS09 and nCTEQ15 [47], respectively, with the parameterization of  $2 \rightarrow 2$  partonic scattering process based on data, as described in Ref. [48]. All three  $R_{pPb}$  calculations are marginally lower than the measured values across all  $y_{CM}$  bins. The calculations based on coherent energy loss are not yet available to describe quarkonium production at large  $p_T$  ( $\gtrsim m_{J/\psi}$ ); therefore, no comparison of the present data with the model [15] is performed.

It is worth noting that the  $R_{pPb}$  values measured in the most forward ( $1.5 < y_{CM} < 1.93$ ) and backward ( $-2.4 < y_{CM} < -1.93$ ) regions are consistent, in the overlapping  $p_T$  intervals ( $4 < p_T < 8 \text{ GeV}/c$ ), with the inclusive  $J/\psi$  results of the ALICE collaboration [21, 22] over  $2.03 < y_{CM} < 3.53$  and  $-4.46 < y_{CM} < -2.96$ , obtained using an interpolated pp cross section reference. Although the ALICE results are for inclusive  $J/\psi$  mesons, the nonprompt contribution is expected to be relatively small ( $< 20\%$ ) in the domain  $p_T < 8 \text{ GeV}/c$ .

Figure 5 displays the  $y_{CM}$  dependence of prompt  $J/\psi$   $R_{pPb}$  in the low- $p_T$  (upper) and the high- $p_T$  (lower) regions corresponding to the same  $p_T$  bins used in Fig. 3. In the high- $p_T$  region,  $R_{pPb}$  is above unity over the whole  $y_{CM}$  range. In the lower- $p_T$  region, a decrease of  $R_{pPb}$  for increasing  $y_{CM}$  is suggested. The same theoretical predictions shown in Fig. 4 are overlaid. In contrast to the measurement of  $J/\psi$  mesons in PbPb collisions [6], no significant deviation from unity is observed in the  $p_T$  and  $y_{CM}$  ranges studied here. This suggests that the strong suppression of  $J/\psi$  production in PbPb collisions is an effect of QGP formation.

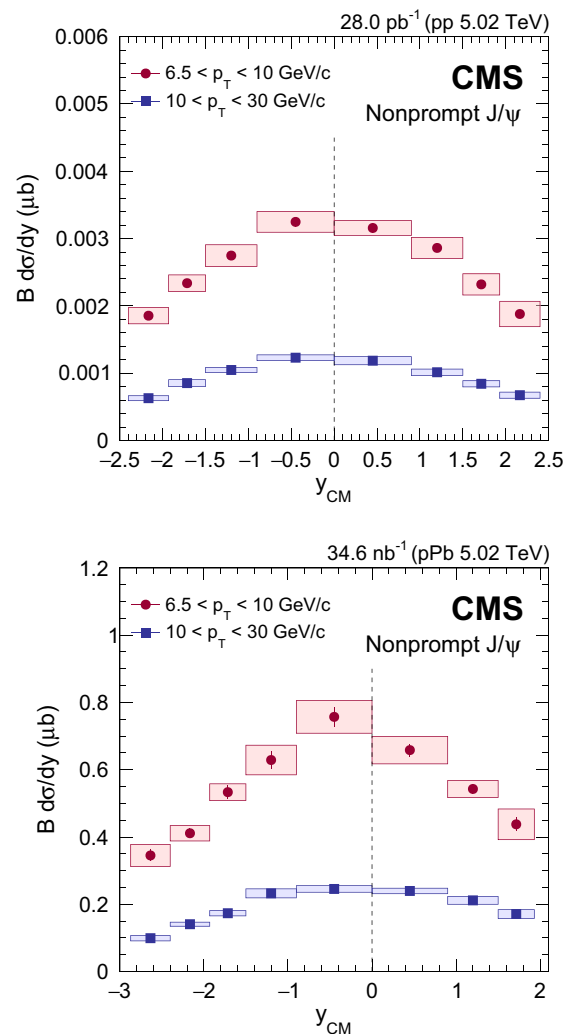
The forward-to-backward ratio of pPb cross sections,  $R_{FB}$ , in three  $y_{CM}$  ranges is displayed as a function of  $p_T$  for prompt  $J/\psi$  mesons in Fig. 6. The  $R_{FB}$  tends to be below unity at low  $p_T \lesssim 7.5 \text{ GeV}/c$  and forward  $|y_{CM}| > 0.9$ . In the  $6.5 < p_T < 10 \text{ GeV}/c$  bin, an indication of decrease of  $R_{FB}$  with increasing  $y_{CM}$  is observed. The results are in agreement with the measurements from the ATLAS [23], ALICE [21, 22], and LHCb [24] collaborations.

Figure 7 shows  $R_{FB}$  as a function of  $E_T^{HF|\eta|>4}$  for prompt  $J/\psi$  mesons in three  $y_{CM}$  ranges. The data are integrated over  $6.5 < p_T < 30 \text{ GeV}/c$ ; a lower- $p_T$  bin,  $5 < p_T < 6.5 \text{ GeV}/c$ , is shown in addition for the most forward-backward interval,  $1.5 < |y_{CM}| < 1.93$ . The value of  $R_{FB}$  decreases as a function of  $E_T^{HF|\eta|>4}$ , suggesting that the effects that cause the asymmetry between the forward-to-backward production are larger in events with more hadronic activity.

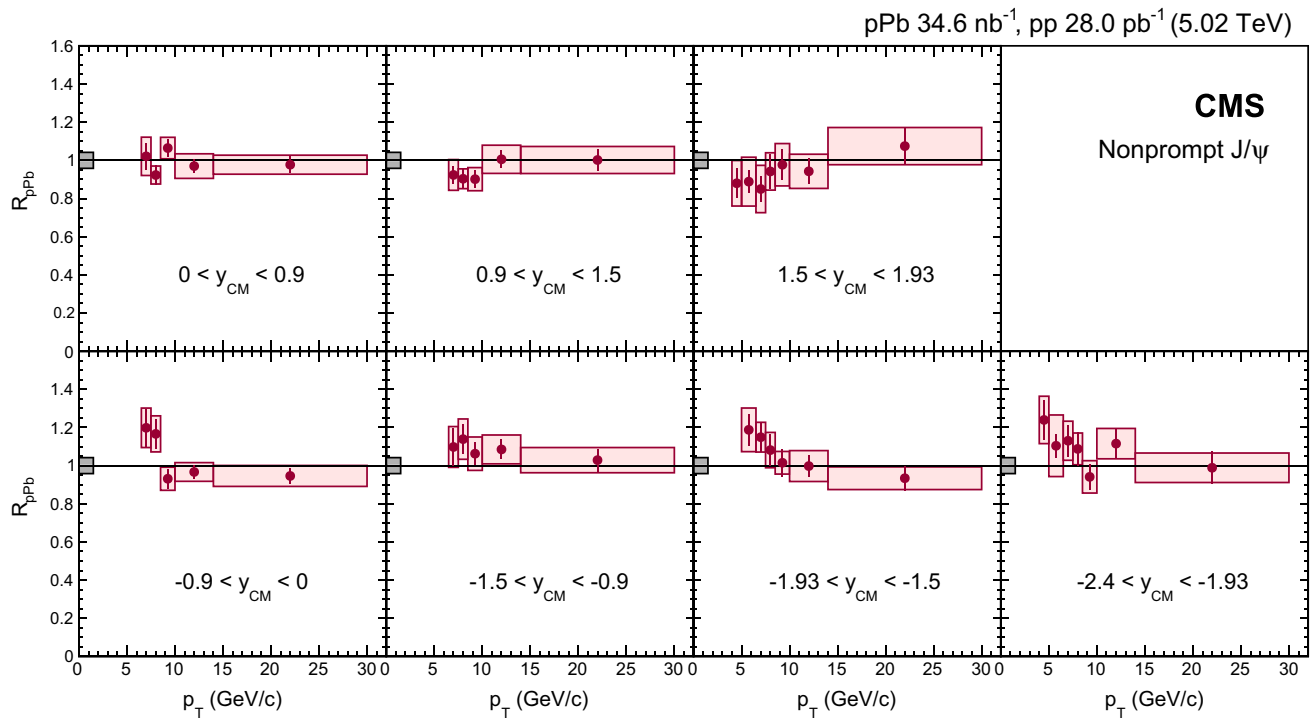
### 4.2 Nonprompt $J/\psi$ mesons

The same distributions and observables discussed in Sect. 4.1 have been investigated for the nonprompt  $J/\psi$  meson samples. Differential cross sections are plotted as functions of  $p_T$  and  $y_{CM}$  in Figs. 8 and 9, respectively, using the same binning as for prompt  $J/\psi$  mesons.

The measurement of  $R_{pPb}$  for nonprompt  $J/\psi$  mesons shown in Fig. 10 as a function of  $p_T$  is compatible with unity in all  $y_{CM}$  bins. The somewhat larger uncertainties, however, make it difficult to draw firm conclusions for the



**Fig. 9** Rapidity dependence of the cross section (multiplied by the dimuon branching fraction) for nonprompt  $J/\psi$  mesons in the  $p_T$  intervals of  $6.5 < p_T < 10 \text{ GeV}/c$  (circles) and  $10 < p_T < 30 \text{ GeV}/c$  (squares) in pp (upper) and pPb (lower) collisions. The vertical dashed line indicates  $y_{CM} = 0$ . The vertical bars (smaller than the symbols in most cases) represent the statistical uncertainties and the shaded boxes show the systematic uncertainties. The fully correlated global uncertainty from the integrated luminosity determination, 2.3% for pp and 3.5% for pPb collisions, is not included in the point-by-point uncertainties



**Fig. 10** Transverse momentum dependence of  $R_{pPb}$  for nonprompt  $J/\psi$  mesons in seven  $y_{CM}$  ranges. The vertical bars represent the statistical uncertainties and the shaded boxes show the systematic uncertainties.

The fully correlated global uncertainty of 4.2% is displayed as a gray box at  $R_{pPb} = 1$  next to the left axis

nonprompt  $J/\psi$  production. The  $y_{CM}$  dependence of nonprompt  $J/\psi$   $R_{pPb}$  integrated in the low- and high- $p_T$  regions is shown in Fig. 11. In all  $y_{CM}$  bins,  $R_{pPb}$  is consistent with unity although the data hint at a rapidity dependence for  $R_{pPb}$  in the low  $p_T$  region, as found in the prompt  $J/\psi$  meson production (Fig. 5).

Figures 12 and 13 show the  $p_T$  and  $E_T^{HF|\eta|>4}$  dependence of nonprompt  $J/\psi$   $R_{FB}$ , respectively. The  $R_{FB}$  ratios seem to increase slightly with  $p_T$  from  $\sim 0.8 \pm 0.1$  to  $\sim 1.0 \pm 0.1$  in all  $y_{CM}$  bins. The results are consistent with those from the ATLAS [23] and LHCb [24] collaborations within uncertainties. As seen for prompt  $J/\psi$  meson production,  $R_{FB}$  for nonprompt  $J/\psi$  meson production decreases with  $E_T^{HF|\eta|>4}$ , indicating the presence of different nuclear effects at forward than at backward  $y_{CM}$  in the regions with the greatest event activity.

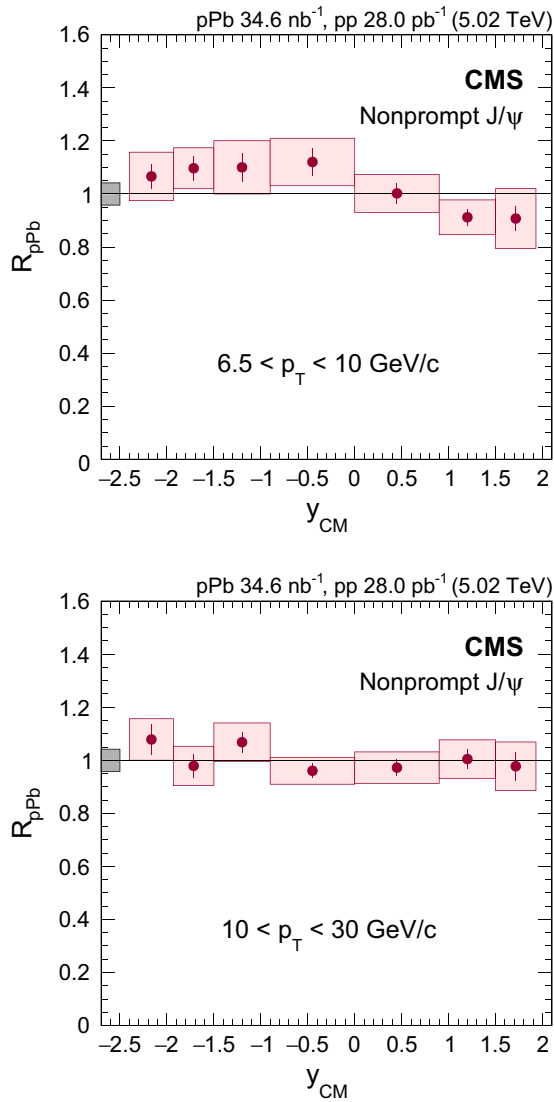
### 5 Summary

Proton–proton (pp) and proton–lead (pPb) data at  $\sqrt{s_{NN}} = 5.02$  TeV collected with the CMS detector are used to investigate the production of prompt and nonprompt  $J/\psi$  mesons and its possible modification due to cold nuclear matter effects. Double-differential cross sections, as well as the

nuclear modification factor  $R_{pPb}$  and forward-to-backward production ratio  $R_{FB}$ , are reported as functions of the  $J/\psi$   $p_T$  and  $y_{CM}$ .

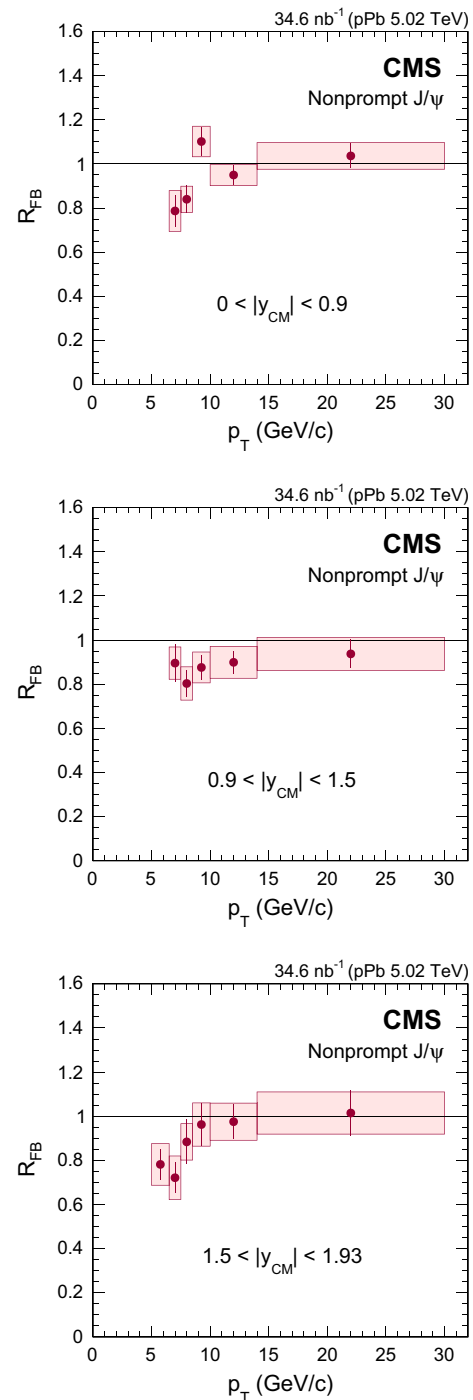
The  $R_{pPb}$  values for prompt  $J/\psi$  mesons are above unity in mid- and backward  $y_{CM}$  intervals analyzed ( $-2.4 < y_{CM} < 0.9$ ), with a possible depletion in the most forward bin at low  $p_T \lesssim 7.5$  GeV/c. In the case of nonprompt  $J/\psi$  meson production,  $R_{pPb}$  is compatible with unity in all  $y_{CM}$  bins. The prompt  $J/\psi$   $R_{FB}$  is below unity for  $p_T \lesssim 7.5$  GeV/c and forward  $|y_{CM}| > 0.9$ , but is consistent with unity for  $p_T \gtrsim 10$  GeV/c. For nonprompt  $J/\psi$  mesons,  $R_{FB}$  tends to be below unity at  $p_T \lesssim 7.5$  GeV/c and increases for higher  $p_T$ , but with slightly larger uncertainties. The dependence of  $R_{FB}$  on the hadronic activity in pPb events has been studied through the variable  $E_T^{HF|\eta|>4}$ , characterizing the transverse energy deposited in the CMS detector at large pseudorapidities  $4 < |\eta| < 5.2$ . The  $R_{FB}$  ratio is observed to decrease with increasing event activity for both prompt and nonprompt  $J/\psi$  mesons, indicating enhanced nuclear matter effects for increasingly central pPb collisions.

A depletion of prompt  $J/\psi$  mesons in pPb collisions (as compared to pp collisions) is expected in the forward  $y_{CM}$  region because of the shadowing of nuclear parton distributions and/or coherent energy loss effects. Such a suppression is observed in the measurements presented in this paper at



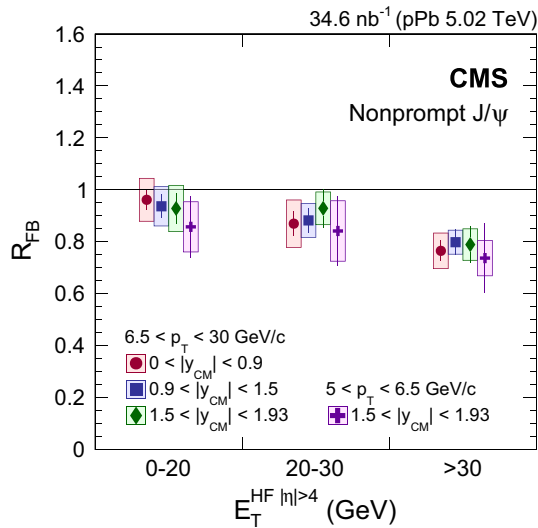
**Fig. 11** Rapidity dependence of  $R_{pPb}$  for nonprompt  $J/\psi$  mesons in two  $p_T$  ranges:  $6.5 < p_T < 10 \text{ GeV}/c$  (upper) and  $10 < p_T < 30 \text{ GeV}/c$  (lower). The vertical bars represent the statistical uncertainties and the shaded boxes show the systematic uncertainties. The fully correlated global uncertainty of 4.2% is displayed as a gray box at  $R_{pPb} = 1$  next to the left axis

$y_{CM} > 1.5$  and  $p_T \lesssim 7.5 \text{ GeV}/c$ , but not at larger  $p_T$ , consistent with the expected reduced impact of nuclear parton distributions and coherent energy loss effects for increasing  $J/\psi$   $p_T$ . At negative  $y_{CM}$ , both shadowing and energy loss effects are known to lead to small nuclear modifications, as confirmed by the present measurements. Such processes are also expected to affect the nuclear dependence of B hadron production and thereby, through its decays, nonprompt  $J/\psi$  production. The measurements presented here provide



**Fig. 12** Transverse momentum dependence of  $R_{FB}$  for nonprompt  $J/\psi$  mesons in three  $y_{CM}$  regions. The vertical bars represent the statistical uncertainties and the shaded boxes show the systematic uncertainties

new constraints on cold nuclear matter effects on prompt and nonprompt  $J/\psi$  production over a wide kinematic range.



**Fig. 13** Dependence of  $R_{FB}$  for nonprompt  $J/\psi$  mesons on the hadronic activity in the event, given by the transverse energy deposited in the CMS detector at large pseudorapidities  $E_T^{HF|\eta|>4}$ . Data points are slightly shifted horizontally so that they do not overlap. The vertical bars represent the statistical uncertainties and the shaded boxes show the systematic uncertainties

**Acknowledgements** We congratulate our colleagues in the CERN accelerator departments for the excellent performance of the LHC and thank the technical and administrative staffs at CERN and at other CMS institutes for their contributions to the success of the CMS effort. In addition, we gratefully acknowledge the computing centers and personnel of the Worldwide LHC Computing Grid for delivering so effectively the computing infrastructure essential to our analyses. Finally, we acknowledge the enduring support for the construction and operation of the LHC and the CMS detector provided by the following funding agencies: BMFWF and FWF (Austria); FNRS and FWO (Belgium); CNPq, CAPES, FAPERJ, and FAPESP (Brazil); MES (Bulgaria); CERN; CAS, MoST, and NSFC (China); COLCIENCIAS (Colombia); MSES and CSF (Croatia); RPF (Cyprus); SENESCYT (Ecuador); MoER, ERC IUT, and ERDF (Estonia); Academy of Finland, MEC, and HIP (Finland); CEA and CNRS/IN2P3 (France); BMBF, DFG, and HGF (Germany); GSRT (Greece); OTKA and NIH (Hungary); DAE and DST (India); IPM (Iran); SFI (Ireland); INFN (Italy); MSIP and NRF (Republic of Korea); LAS (Lithuania); MOE and UM (Malaysia); BUAP, CINVESTAV, CONACYT, LNS, SEP, and UASLP-FAI (Mexico); MBIE (New Zealand); PAEC (Pakistan); MSHE and NSC (Poland); FCT (Portugal); JINR (Dubna); MON, RosAtom, RAS, RFBR and RAEP (Russia); MESTD (Serbia); SEIDI, CPAN, PCTI and FEDER (Spain); Swiss Funding Agencies (Switzerland); MST (Taipei); ThEPCenter, IPST, STAR, and NSTDA (Thailand); TUBITAK and TAEK (Turkey); NASU and SFR (Ukraine); STFC (United Kingdom); DOE and NSF (USA). Individuals have received support from the Marie-Curie program and the European Research Council and EPLANET (European Union); the Leventis Foundation; the A. P. Sloan Foundation; the Alexander von Humboldt Foundation; the Belgian Federal Science Policy Office; the Fonds pour la Formation à la Recherche dans l'Industrie et dans l'Agriculture (FRIA-Belgium); the Agentschap voor Innovatie door Wetenschap en Technologie (IWT-Belgium); the Ministry of Education, Youth and Sports (MEYS) of the Czech Republic; the Council of Science and Industrial Research, India; the HOMING PLUS program of the Foundation for Polish Science, cofinanced from European Union, Regional Development Fund, the Mobility Plus program of the Ministry of Sci-

ence and Higher Education, the National Science Center (Poland), contracts Harmonia 2014/14/M/ST2/00428, Opus 2014/13/B/ST2/02543, 2014/15/B/ST2/03998, and 2015/19/B/ST2/02861, Sonata-bis 2012/07/E/ST2/01406; the National Priorities Research Program by Qatar National Research Fund; the Programa Clarín-COFUND del Principado de Asturias; the Thalís and Aristeia programs cofinanced by EU-ESF and the Greek NSRF; the Rachadapisek Sompot Fund for Post-doctoral Fellowship, Chulalongkorn University and the Chulalongkorn Academic into Its 2nd Century Project Advancement Project (Thailand); and the Welch Foundation, contract C-1845.

**Open Access** This article is distributed under the terms of the Creative Commons Attribution 4.0 International License (<http://creativecommons.org/licenses/by/4.0/>), which permits unrestricted use, distribution, and reproduction in any medium, provided you give appropriate credit to the original author(s) and the source, provide a link to the Creative Commons license, and indicate if changes were made. Funded by SCOAP<sup>3</sup>.

## References

1. T. Matsui, H. Satz,  $J/\psi$  suppression by quark-gluon plasma formation. Phys. Lett. B **178**, 416 (1986). doi:10.1016/0370-2693(86)91404-8
2. NA50 Collaboration, Evidence for deconfinement of quarks and gluons from the  $J/\psi$  suppression pattern measured in Pb–Pb collisions at the CERN-SPS. Phys. Lett. B **477**, 28 (2000). doi:10.1016/S0370-2693(00)00237-9
3. NA60 Collaboration,  $J/\psi$  production in indium–indium collisions at 158 GeV/nucleon. Phys. Rev. Lett. **99**, 132302 (2007). doi:10.1103/PhysRevLett.99.132302. arXiv:0706.4361
4. PHENIX Collaboration,  $J/\psi$  production vs. centrality, transverse momentum, and rapidity in Au + Au collisions at  $\sqrt{s_{NN}} = 200$  GeV. Phys. Rev. Lett. **98**, 232301 (2007). doi:10.1103/PhysRevLett.98.232301. arXiv:nucl-ex/0611020
5. STAR Collaboration,  $J/\psi$  production at low  $p_T$  in Au + Au and Cu + Cu collisions at  $\sqrt{s_{NN}} = 200$  GeV with the STAR detector. Phys. Rev. C **90**, 024906 (2014). doi:10.1103/PhysRevC.90.024906. arXiv:1310.3563
6. CMS Collaboration, Suppression and azimuthal anisotropy of prompt and nonprompt  $J/\psi$  production in PbPb collisions at  $\sqrt{s_{NN}} = 2.76$  TeV (2016). arXiv:1610.00613 (Submitted to Eur. Phys. J. C)
7. ALICE Collaboration, Centrality, rapidity and transverse momentum dependence of  $J/\psi$  suppression in Pb–Pb collisions at  $\sqrt{s_{NN}} = 2.76$  TeV. Phys. Lett. B **734**, 314 (2014). doi:10.1016/j.physletb.2014.05.064. arXiv:1311.0214
8. CMS Collaboration, Observation of sequential  $\Upsilon$  suppression in PbPb collisions. Phys. Rev. Lett. **109**, 222301 (2012). doi:10.1103/PhysRevLett.109.222301. arXiv:1208.2826
9. CMS Collaboration, Suppression of  $\Upsilon(1S)$ ,  $\Upsilon(2S)$  and  $\Upsilon(3S)$  production in PbPb collisions at  $\sqrt{s_{NN}} = 2.76$  TeV (2016). arXiv:1611.01510 (Submitted to Phys. Lett. B)
10. ALICE Collaboration, Suppression of  $\Upsilon(1S)$  at forward rapidity in Pb–Pb collisions at  $\sqrt{s_{NN}} = 2.76$  TeV. Phys. Lett. B **738**, 361 (2014). doi:10.1016/j.physletb.2014.10.001. arXiv:1405.4493
11. A. Emerick, X. Zhao, R. Rapp, Bottomonia in the quark-gluon plasma and their production at RHIC and LHC. Eur. Phys. J. A **48**, 72 (2012). doi:10.1140/epja/i2012-12072-y. arXiv:1111.6537
12. M. Strickland, D. Bazow, Thermal bottomonium suppression at RHIC and LHC. Nucl. Phys. A **879**, 25 (2012). doi:10.1016/j.nuclphysa.2012.02.003. arXiv:1112.2761
13. E.G. Ferreiro, F. Fleuret, J.P. Lansberg, A. Rakotozafindrabe, Impact of the nuclear modification of the gluon densities on

- $J/\psi$  production in  $p$ Pb collisions at  $\sqrt{s_{NN}} = 5$  TeV. Phys. Rev. C **88**, 047901 (2013). doi:10.1103/PhysRevC.88.047901. arXiv:1305.4569
14. R. Vogt, Shadowing effects on  $J/\psi$  and  $\Upsilon$  production at energies available at the CERN Large Hadron Collider. Phys. Rev. C **92**, 034909 (2015). doi:10.1103/PhysRevC.92.034909. arXiv:1507.04418
  15. F. Arleo, S. Peigné,  $J/\psi$  suppression in  $p$ -A collisions from parton energy loss in cold QCD matter. Phys. Rev. Lett. **109**, 122301 (2012). doi:10.1103/PhysRevLett.109.122301. arXiv:1204.4609
  16. F. Arleo, R. Kolevator, S. Peigné, M. Rustamova, Centrality and  $p_{\perp}$  dependence of  $J/\psi$  suppression in proton-nucleus collisions from parton energy loss. JHEP **05**, 155 (2013). doi:10.1007/JHEP05(2013)155. arXiv:1304.0901
  17. Z.-B. Kang et al., Multiple scattering effects on heavy meson production in  $p + A$  collisions at backward rapidity. Phys. Lett. B **740**, 23 (2015). doi:10.1016/j.physletb.2014.11.024. arXiv:1409.2494
  18. A.M. Sickles, Possible evidence for radial flow of heavy mesons in  $d + Au$  collisions. Phys. Lett. B **731**, 51 (2014). doi:10.1016/j.physletb.2014.02.013. arXiv:1309.6924
  19. CMS Collaboration, Study of  $B$  meson production in  $p + Pb$  collisions at  $\sqrt{s_{NN}} = 5.02$  TeV using exclusive hadronic decays. Phys. Rev. Lett. **116**, 032301 (2016). doi:10.1103/PhysRevLett.116.032301. arXiv:1508.06678
  20. CMS Collaboration, Transverse momentum spectra of inclusive  $b$  jets in  $p$ Pb collisions at  $\sqrt{s_{NN}} = 5.02$  TeV. Phys. Lett. B **754**, 59 (2016). doi:10.1016/j.physletb.2016.01.010. arXiv:1510.03373
  21. ALICE Collaboration,  $J/\psi$  production and nuclear effects in  $p$ -Pb collisions at  $\sqrt{s_{NN}} = 5.02$  TeV. JHEP **02**, 073 (2014). doi:10.1007/JHEP02(2014)073. arXiv:1308.6726
  22. ALICE Collaboration, Rapidity and transverse-momentum dependence of the inclusive  $J/\psi$  nuclear modification factor in  $p$ -Pb collisions at  $\sqrt{s_{NN}} = 5.02$  TeV. JHEP **06**, 055 (2015). doi:10.1007/JHEP06(2015)055. arXiv:1503.07179
  23. ATLAS Collaboration, Measurement of differential  $J/\psi$  production cross sections and forward-backward ratios in  $p + Pb$  collisions with the ATLAS detectors. Phys. Rev. C **92**, 034904 (2015). doi:10.1103/PhysRevC.92.034904. arXiv:1505.08141
  24. LHCb Collaboration, Study of  $J/\psi$  production and cold nuclear matter effects in  $p$ Pb collisions at  $\sqrt{s_{NN}} = 5$  TeV. JHEP **02**, 072 (2014). doi:10.1007/JHEP02(2014)072. arXiv:1308.6729
  25. CMS Collaboration, The CMS experiment at the CERN LHC. JINST **3**, S08004 (2008). doi:10.1088/1748-0221/3/08/S08004
  26. CMS Collaboration, Multiplicity and transverse momentum dependence of two- and four-particle correlations in  $p$ Pb and PbPb collisions. Phys. Lett. B **724**, 213 (2013). doi:10.1016/j.physletb.2013.06.028. arXiv:1305.0609
  27. CMS Collaboration, Performance of CMS muon reconstruction in  $pp$  collision events at  $\sqrt{s} = 7$  TeV. JINST **7**, P10002 (2012). doi:10.1088/1748-0221/7/10/P10002. arXiv:1206.4071
  28. T. Sjöstrand et al., An introduction to PYTHIA 8.2. Comput. Phys. Commun. **191**, 159 (2015). doi:10.1016/j.cpc.2015.01.024. arXiv:1410.3012
  29. T. Sjöstrand, S. Mrenna, P. Skands, PYTHIA 6.4 physics and manual. JHEP **05**, 026 (2006). doi:10.1088/1126-6708/2006/05/026. arXiv:hep-ph/0603175
  30. P. Bartalini, L. Fano (eds.), *Proceedings, 1st International Workshop on Multiple Partonic Interactions at the LHC (MPI08)* (2010). arXiv:1003.4220
  31. R. Field, Early LHC underlying event data—findings and surprises, in *Hadron collider physics. Proceedings, 22nd Conference, HCP 2010, Toronto, Canada, August 23–27* (2010). arXiv:1010.3558
  32. CMS Collaboration, Measurement of the prompt  $J/\psi$  and  $\psi(2S)$  polarizations in  $pp$  collisions at  $\sqrt{s} = 7$  TeV. Phys. Lett. B **727**, 381 (2013). doi:10.1016/j.physletb.2013.10.055. arXiv:1307.6070
  33. LHCb Collaboration, Measurement of  $J/\psi$  polarization in  $pp$  collisions at  $\sqrt{s} = 7$  TeV. Eur. Phys. J. C **73**, 2631 (2013). doi:10.1140/epjc/s10052-013-2631-3. arXiv:1307.6379
  34. ALICE Collaboration,  $J/\Psi$  polarization in  $pp$  collisions at  $\sqrt{s} = 7$  TeV. Phys. Rev. Lett. **108**, 082001 (2012). doi:10.1103/PhysRevLett.108.082001. arXiv:1111.1630
  35. D.J. Lange, The EvtGen particle decay simulation package. Nucl. Instrum. Methods A **462**, 152 (2001). doi:10.1016/S0168-9002(01)00089-4
  36. E. Barberio, Z. Was, PHOTOS—a universal Monte Carlo for QED radiative corrections: version 2.0. Comput. Phys. Commun. **79**, 291 (1994). doi:10.1016/0010-4655(94)90074-4
  37. GEANT Collaboration, GEANT4—a simulation toolkit. Nucl. Instrum. Methods A **506**, 250 (2003). doi:10.1016/S0168-9002(03)01368-8
  38. Particle Data Group, C. Patrignani et al., Review of particle physics. Chin. Phys. C **40**, 100001 (2016). doi:10.1088/1674-1137/40/10/100001
  39. CMS Collaboration, CMS luminosity calibration for the  $pp$  reference run at  $\sqrt{s} = 5.02$  TeV. CMS Physics Analysis Summary CMS-PAS-LUM-16-001 (2016)
  40. CMS Collaboration, Luminosity calibration for the 2013 proton-lead and proton-proton data taking. CMS Physics Analysis Summary CMS-PAS-LUM-13-002 (2014)
  41. CMS Collaboration,  $J/\psi$  and  $\psi(2S)$  production in  $pp$  collisions at  $\sqrt{s} = 7$  TeV. JHEP **02**, 011 (2012). doi:10.1007/JHEP02(2012)011. arXiv:1111.1557
  42. CMS Collaboration, Measurement of  $J/\psi$  and  $\psi(2S)$  prompt double-differential cross sections in  $pp$  collisions at  $\sqrt{s} = 7$  TeV. Phys. Rev. Lett. **114**, 191802 (2015). doi:10.1103/PhysRevLett.114.191802. arXiv:1502.04155
  43. M.J. Oreglia, A study of the reactions  $\psi' \rightarrow \gamma\gamma\psi$ . PhD thesis, Stanford University, 1980. SLAC Report SLAC-R-236
  44. CMS Collaboration, Measurements of inclusive  $W$  and  $Z$  cross sections in  $pp$  collisions at  $\sqrt{s} = 7$  TeV. JHEP **01**, 080 (2011). doi:10.1007/JHEP01(2011)080. arXiv:1012.2466
  45. X.-N. Wang, M. Gyulassy, HIJING: a Monte Carlo model for multiple jet production in  $pp$ ,  $pA$  and  $AA$  collisions. Phys. Rev. D **44**, 3501 (1991). doi:10.1103/PhysRevD.44.3501
  46. K.J. Eskola, H. Paukkunen, C.A. Salgado, EPS09: a new generation of NLO and LO nuclear parton distribution functions. JHEP **04**, 065 (2009). doi:10.1088/1126-6708/2009/04/065. arXiv:0902.4154
  47. K. Kovarik et al., nCTEQ15: global analysis of nuclear parton distributions with uncertainties in the CTEQ framework. Phys. Rev. D **93**, 085037 (2016). doi:10.1103/PhysRevD.93.085037. arXiv:1509.00792
  48. J.-P. Lansberg, H.-S. Shao, Towards an automated tool to evaluate the impact of the nuclear modification of the gluon density on quarkonium,  $D$  and  $B$  meson production in proton-nucleus collisions. Eur. Phys. J. C **77**, 1 (2017). doi:10.1140/epjc/s10052-016-4575-x. arXiv:1610.05382

**CMS Collaboration****Yerevan Physics Institute, Yerevan, Armenia**

A. M. Sirunyan, A. Tumasyan

**Institut für Hochenergiephysik, Vienna, Austria**

W. Adam, E. Asilar, T. Bergauer, J. Brandstetter, E. Brondolin, M. Dragicevic, J. Erö, M. Flechl, M. Friedl, R. Frühwirth<sup>1</sup>, V. M. Ghete, C. Hartl, N. Hörmann, J. Hrubec, M. Jeitler<sup>1</sup>, A. König, I. Krätschmer, D. Liko, T. Matsushita, I. Mikulec, D. Rabady, N. Rad, B. Rahbaran, H. Rohringer, J. Schieck<sup>1</sup>, J. Strauss, W. Waltenberger, C.-E. Wulz<sup>1</sup>

**Institute for Nuclear Problems, Minsk, Belarus**

O. Dvornikov, V. Makarenko, V. Mossolov, J. Suarez Gonzalez, V. Zykunov

**National Centre for Particle and High Energy Physics, Minsk, Belarus**

N. Shumeiko

**Universiteit Antwerpen, Antwerpen, Belgium**

S. Alderweireldt, E. A. De Wolf, X. Janssen, J. Lauwers, M. Van De Klundert, H. Van Haevermaet, P. Van Mechelen, N. Van Remortel, A. Van Spilbeeck

**Vrije Universiteit Brussel, Brussel, Belgium**

S. Abu Zeid, F. Blekman, J. D'Hondt, N. Daci, I. De Bruyn, K. Deroover, S. Lowette, S. Moortgat, L. Moreels, A. Olbrechts, Q. Python, K. Skovpen, S. Tavernier, W. Van Doninck, P. Van Mulders, I. Van Parijs

**Université Libre de Bruxelles, Bruxelles, Belgium**

H. Brun, B. Clerbaux, G. De Lentdecker, H. Delannoy, G. Fasanella, L. Favart, R. Goldouzian, A. Grebenyuk, G. Karapostoli, T. Lenzi, A. Léonard, J. Luetic, T. Maerschalk, A. Marinov, A. Randle-conde, T. Seva, C. Vander Velde, P. Vanlaer, D. Vannerom, R. Yonamine, F. Zenoni, F. Zhang<sup>2</sup>

**Ghent University, Ghent, Belgium**

A. Cimmino, T. Cornelis, D. Dobur, A. Fagot, M. Gul, I. Khvastunov, D. Poyraz, S. Salva, R. Schöfbeck, M. Tytgat, W. Van Driessche, E. Yazgan, N. Zaganidis

**Université Catholique de Louvain, Louvain-la-Neuve, Belgium**

H. Bakhshiansohi, C. Beluffi<sup>3</sup>, O. Bondu, S. Brochet, G. Bruno, A. Caudron, S. De Visscher, C. Delaere, M. Delcourt, B. Francois, A. Giammanco, A. Jafari, M. Komm, G. Krintiras, V. Lemaitre, A. Magitteri, A. Mertens, M. Musich, K. Piotrkowski, L. Quertenmont, M. Selvaggi, M. Vidal Marono, S. Wertz

**Université de Mons, Mons, Belgium**

N. Bely

**Centro Brasileiro de Pesquisas Fisicas, Rio de Janeiro, Brazil**

W. L. Aldá Júnior, F. L. Alves, G. A. Alves, L. Brito, C. Hensel, A. Moraes, M. E. Pol, P. Rebello Teles

**Universidade do Estado do Rio de Janeiro, Rio de Janeiro, Brazil**

E. Belchior Batista Das Chagas, W. Carvalho, J. Chinellato<sup>4</sup>, A. Custódio, E. M. Da Costa, G. G. Da Silveira<sup>5</sup>, D. De Jesus Damiao, C. De Oliveira Martins, S. Fonseca De Souza, L. M. Huertas Guativa, H. Malbouisson, D. Matos Figueiredo, C. Mora Herrera, L. Mundim, H. Nogima, W. L. Prado Da Silva, A. Santoro, A. Sznajder, E. J. Tonelli Manganote<sup>4</sup>, F. Torres Da Silva De Araujo, A. Vilela Pereira

**Universidade Estadual Paulista<sup>a</sup>, Universidade Federal do ABC<sup>b</sup>, São Paulo, Brazil**

S. Ahuja<sup>a</sup>, C. A. Bernardes<sup>a</sup>, S. Dogra<sup>a</sup>, T. R. Fernandez Perez Tomei<sup>a</sup>, E. M. Gregores<sup>b</sup>, P. G. Mercadante<sup>b</sup>, C. S. Moon<sup>a</sup>, S. F. Novaes<sup>a</sup>, Sandra S. Padula<sup>a</sup>, D. Romero Abad<sup>b</sup>, J. C. Ruiz Vargas<sup>a</sup>

**Institute for Nuclear Research and Nuclear Energy, Sofia, Bulgaria**

A. Aleksandrov, R. Hadjiiska, P. Iaydjiev, M. Rodozov, S. Stoykova, G. Sultanov, M. Vutova

**University of Sofia, Sofia, Bulgaria**

A. Dimitrov, I. Glushkov, L. Litov, B. Pavlov, P. Petkov

**Beihang University, Beijing, China**W. Fang<sup>6</sup>**Institute of High Energy Physics, Beijing, China**M. Ahmad, J. G. Bian, G. M. Chen, H. S. Chen, M. Chen, Y. Chen<sup>7</sup>, T. Cheng, C. H. Jiang, D. Leggat, Z. Liu, F. Romeo, M. Ruan, S. M. Shaheen, A. Spiezia, J. Tao, C. Wang, Z. Wang, H. Zhang, J. Zhao**State Key Laboratory of Nuclear Physics and Technology, Peking University, Beijing, China**

Y. Ban, G. Chen, Q. Li, S. Liu, Y. Mao, S. J. Qian, D. Wang, Z. Xu

**Universidad de Los Andes, Bogotá, Colombia**

C. Avila, A. Cabrera, L. F. Chaparro Sierra, C. Florez, J. P. Gomez, C. F. González Hernández, J. D. Ruiz Alvarez, J. C. Sanabria

**Faculty of Electrical Engineering, Mechanical Engineering and Naval Architecture, University of Split, Split, Croatia**

N. Godinovic, D. Lelas, I. Puljak, P. M. Ribeiro Cipriano, T. Sculac

**Faculty of Science, University of Split, Split, Croatia**

Z. Antunovic, M. Kovac

**Institute Rudjer Boskovic, Zagreb, Croatia**

V. Brigljevic, D. Ferencek, K. Kadija, B. Mesic, T. Susa

**University of Cyprus, Nicosia, Cyprus**

A. Attikis, G. Mavromanolakis, J. Mousa, C. Nicolaou, F. Ptochos, P. A. Razis, H. Rykaczewski, D. Tsiakkouri

**Charles University, Prague, Czech Republic**M. Finger<sup>8</sup>, M. Finger Jr.<sup>8</sup>**Universidad San Francisco de Quito, Quito, Ecuador**

E. Carrera Jarrin

**Academy of Scientific Research and Technology of the Arab Republic of Egypt, Egyptian Network of High Energy Physics, Cairo, Egypt**Y. Assran<sup>9,10</sup>, T. Elkafrawy<sup>11</sup>, A. Mahrous<sup>12</sup>**National Institute of Chemical Physics and Biophysics, Tallinn, Estonia**

M. Kadastik, L. Perrini, M. Raidal, A. Tiko, C. Veelken

**Department of Physics, University of Helsinki, Helsinki, Finland**

P. Eerola, J. Pekkanen, M. Voutilainen

**Helsinki Institute of Physics, Helsinki, Finland**

J. Härkönen, T. Järvinen, V. Karimäki, R. Kinnunen, T. Lampén, K. Lassila-Perini, S. Lehti, T. Lindén, P. Luukka, J. Tuominiemi, E. Tuovinen, L. Wendland

**Lappeenranta University of Technology, Lappeenranta, Finland**

J. Talvitie, T. Tuuva

**IRFU, CEA, Université Paris-Saclay, Gif-sur-Yvette, France**

M. Besancon, F. Couderc, M. Dejardin, D. Denegri, B. Fabbro, J. L. Faure, C. Favaro, F. Ferri, S. Ganjour, S. Ghosh, A. Givernaud, P. Gras, G. Hamel de Monchenault, P. Jarry, I. Kucher, E. Locci, M. Machet, J. Malcles, J. Rander, A. Rosowsky, M. Titov

**Laboratoire Leprince-Ringuet, Ecole Polytechnique, IN2P3-CNRS, Palaiseau, France**

A. Abdulsalam, I. Antropov, F. Arleo, S. Baffioni, F. Beaudette, P. Busson, L. Cadamuro, E. Chapon, C. Charlot, O. Davignon, R. Granier de Cassagnac, M. Jo, S. Lisniak, P. Miné, M. Nguyen, C. Ochando, G. Ortona, P. Paganini, P. Pigard, S. Regnard, R. Salerno, Y. Sirois, T. Strebler, Y. Yilmaz, A. Zabi, A. Zghiche

**Institut Pluridisciplinaire Hubert Curien (IPHC), Université de Strasbourg, CNRS-IN2P3, Strasbourg, France**J.-L. Agram<sup>13</sup>, J. Andrea, A. Aubin, D. Bloch, J.-M. Brom, M. Buttignol, E. C. Chabert, N. Chanon, C. Collard, E. Conte<sup>13</sup>, X. Coubez, J.-C. Fontaine<sup>13</sup>, D. Gelé, U. Goerlach, A.-C. Le Bihan, P. Van Hove



**Centre de Calcul de l'Institut National de Physique Nucleaire et de Physique des Particules, CNRS/IN2P3, Villeurbanne, France**

S. Gadrat

**Université de Lyon, Université Claude Bernard Lyon 1, CNRS-IN2P3, Institut de Physique Nucléaire de Lyon, Villeurbanne, France**

S. Beauceron, C. Bernet, G. Boudoul, C. A. Carrillo Montoya, R. Chierici, D. Contardo, B. Courbon, P. Depasse, H. El Mamouni, J. Fay, S. Gascon, M. Gouzevitch, G. Grenier, B. Ille, F. Lagarde, I. B. Laktineh, M. Lethuillier, L. Mirabito, A. L. Pequegnot, S. Perries, A. Popov<sup>14</sup>, D. Sabes, V. Sordini, M. Vander Donckt, P. Verdier, S. Viret

**Georgian Technical University, Tbilisi, Georgia**

A. Khvedelidze<sup>8</sup>

**Tbilisi State University, Tbilisi, Georgia**

Z. Tsamalaidze<sup>8</sup>

**RWTH Aachen University, I. Physikalisches Institut, Aachen, Germany**

C. Autermann, S. Beranek, L. Feld, M. K. Kiesel, K. Klein, M. Lipinski, M. Preuten, C. Schomakers, J. Schulz, T. Verlage

**RWTH Aachen University, III. Physikalisches Institut A, Aachen, Germany**

A. Albert, M. Brodski, E. Dietz-Laursonn, D. Duchardt, M. Endres, M. Erdmann, S. Erdweg, T. Esch, R. Fischer, A. Güth, M. Hamer, T. Hebbeker, C. Heidemann, K. Hoepfner, S. Knutzen, M. Merschmeyer, A. Meyer, P. Millet, S. Mukherjee, M. Olschewski, K. Padeken, T. Pook, M. Radziej, H. Reithler, M. Rieger, F. Scheuch, L. Sonnenschein, D. Teysier, S. Thier

**RWTH Aachen University, III. Physikalisches Institut B, Aachen, Germany**

V. Cherepanov, G. Flügge, B. Kargoll, T. Kress, A. Künsken, J. Lingemann, T. Müller, A. Nehr Korn, A. Nowack, C. Pistone, O. Pooth, A. Stahl<sup>15</sup>

**Deutsches Elektronen-Synchrotron, Hamburg, Germany**

M. Aldaya Martin, T. Arndt, C. Asawatangtrakuldee, K. Beernaert, O. Behnke, U. Behrens, A. A. Bin Anuar, K. Borras<sup>16</sup>, A. Campbell, P. Connor, C. Contreras-Campana, F. Costanza, C. Diez Pardos, G. Dolinska, G. Eckerlin, D. Eckstein, T. Eichhorn, E. Eren, E. Gallo<sup>17</sup>, J. Garay Garcia, A. Geiser, A. Gizhko, J. M. Grados Luyando, A. Grohsjean, P. Gunnellini, A. Harb, J. Hauk, M. Hempel<sup>18</sup>, H. Jung, A. Kalogeropoulos, O. Karacheban<sup>18</sup>, M. Kasemann, J. Keaveney, C. Kleinwort, I. Korol, D. Krücker, W. Lange, A. Lelek, T. Lenz, J. Leonard, K. Lipka, A. Lobanov, W. Lohmann<sup>18</sup>, R. Mankel, I.-A. Melzer-Pellmann, A. B. Meyer, G. Mittag, J. Mnich, A. Mussgiller, D. Pitzl, R. Placakyte, A. Raspereza, B. Roland, M. Ö. Sahin, P. Saxena, T. Schoerner-Sadenius, S. Spannagel, N. Stefaniuk, G. P. Van Onsem, R. Walsh, C. Wissing

**University of Hamburg, Hamburg, Germany**

V. Blobel, M. Centis Vignali, A. R. Draeger, T. Dreyer, E. Garutti, D. Gonzalez, J. Haller, M. Hoffmann, A. Junkes, R. Klanner, R. Kogler, N. Kovalchuk, T. Lapsien, I. Marchesini, D. Marconi, M. Meyer, M. Niedziela, D. Nowatschin, F. Pantaleo<sup>15</sup>, T. Peiffer, A. Perieanu, J. Poehlsen, C. Scharf, P. Schleper, A. Schmidt, S. Schumann, J. Schwandt, H. Stadié, G. Steinbrück, F. M. Stober, M. Stöver, H. Tholen, D. Troendle, E. Usai, L. Vanelderen, A. Vanhoefer, B. Vormwald

**Institut für Experimentelle Kernphysik, Karlsruhe, Germany**

M. Akbiyik, C. Barth, S. Baur, C. Baus, J. Berger, E. Butz, R. Caspart, T. Chwalek, F. Colombo, W. De Boer, A. Dierlamm, S. Fink, B. Freund, R. Friese, M. Giffels, A. Gilbert, P. Goldenzweig, D. Haitz, F. Hartmann<sup>15</sup>, S. M. Heindl, U. Husemann, I. Katkov<sup>14</sup>, S. Kudella, H. Mildner, M. U. Mozer, Th. Müller, M. Plagge, G. Quast, K. Rabbertz, S. Röcker, F. Roscher, M. Schröder, I. Shvetsov, G. Sieber, H. J. Simonis, R. Ulrich, S. Wayand, M. Weber, T. Weiler, S. Williamson, C. Wöhrmann, R. Wolf

**Institute of Nuclear and Particle Physics (INPP), NCSR Demokritos, Aghia Paraskevi, Greece**

G. Anagnostou, G. Daskalakis, T. Geralis, V. A. Giakoumopoulou, A. Kyriakis, D. Loukas, I. Topsis-Giotis

**National and Kapodistrian University of Athens, Athens, Greece**

S. Kesisoglou, A. Panagiotou, N. Saoulidou, E. Tziaferi

**University of Ioánnina, Ioannina, Greece**

I. Evangelou, G. Flouris, C. Foudas, P. Kokkas, N. Loukas, N. Manthos, I. Papadopoulos, E. Paradas

**MTA-ELTE Lendület CMS Particle and Nuclear Physics Group, Eötvös Loránd University, Budapest, Hungary**

N. Filipovic, G. Pasztor

**Wigner Research Centre for Physics, Budapest, Hungary**

G. Bencze, C. Hajdu, D. Horvath<sup>19</sup>, F. Sikler, V. Veszpremi, G. Vesztergombi<sup>20</sup>, A. J. Zsigmond

**Institute of Nuclear Research ATOMKI, Debrecen, Hungary**

N. Beni, S. Czellar, J. Karancsi<sup>21</sup>, A. Makovec, J. Molnar, Z. Szillasi

**Institute of Physics, University of Debrecen, Debrecen, Hungary**

M. Bartók<sup>20</sup>, P. Raics, Z. L. Trocsanyi, B. Ujvari

**Indian Institute of Science (IISc), Bangalore, India**

J. R. Komaragiri

**National Institute of Science Education and Research, Bhubaneswar, India**

S. Bahinipati<sup>22</sup>, S. Bhowmik<sup>23</sup>, S. Choudhury<sup>24</sup>, P. Mal, K. Mandal, A. Nayak<sup>25</sup>, D. K. Sahoo<sup>22</sup>, N. Sahoo, S. K. Swain

**Panjab University, Chandigarh, India**

S. Bansal, S. B. Beri, V. Bhatnagar, R. Chawla, U. Bhawandeep, A. K. Kalsi, A. Kaur, M. Kaur, R. Kumar, P. Kumari, A. Mehta, M. Mittal, J. B. Singh, G. Walia

**University of Delhi, Delhi, India**

Ashok Kumar, A. Bhardwaj, B. C. Choudhary, R. B. Garg, S. Keshri, S. Malhotra, M. Naimuddin, K. Ranjan, R. Sharma, V. Sharma

**Saha Institute of Nuclear Physics, Kolkata, India**

R. Bhattacharya, S. Bhattacharya, K. Chatterjee, S. Dey, S. Dutt, S. Dutta, S. Ghosh, N. Majumdar, A. Modak, K. Mondal, S. Mukhopadhyay, S. Nandan, A. Purohit, A. Roy, D. Roy, S. Roy Chowdhury, S. Sarkar, M. Sharan, S. Thakur

**Indian Institute of Technology Madras, Madras, India**

P. K. Behera

**Bhabha Atomic Research Centre, Mumbai, India**

R. Chudasama, D. Dutta, V. Jha, V. Kumar, A. K. Mohanty<sup>15</sup>, P. K. Netrakanti, L. M. Pant, P. Shukla, A. Topkar

**Tata Institute of Fundamental Research-A, Mumbai, India**

T. Aziz, S. Dugad, G. Kole, B. Mahakud, S. Mitra, G. B. Mohanty, B. Parida, N. Sur, B. Sutar

**Tata Institute of Fundamental Research-B, Mumbai, India**

S. Banerjee, R. K. Dewanjee, S. Ganguly, M. Guchait, Sa. Jain, S. Kumar, M. Maity<sup>23</sup>, G. Majumder, K. Mazumdar, T. Sarkar<sup>23</sup>, N. Wickramage<sup>26</sup>

**Indian Institute of Science Education and Research (IISER), Pune, India**

S. Chauhan, S. Dube, V. Hegde, A. Kapoor, K. Kotheekar, S. Pandey, A. Rane, S. Sharma

**Institute for Research in Fundamental Sciences (IPM), Tehran, Iran**

S. Chenarani<sup>27</sup>, E. Eskandari Tadavani, S. M. Etesami<sup>27</sup>, M. Khakzad, M. Mohammadi Najafabadi, M. Naseri, S. Paktinat Mehdiabadi<sup>28</sup>, F. Rezaei Hosseinabadi, B. Safarzadeh<sup>29</sup>, M. Zeinali

**University College Dublin, Dublin, Ireland**

M. Felcini, M. Grunewald

**INFN Sezione di Bari<sup>a</sup>, Università di Bari<sup>b</sup>, Politecnico di Bari<sup>c</sup>, Bari, Italy**

M. Abbrescia<sup>a,b</sup>, C. Calabria<sup>a,b</sup>, C. Caputo<sup>a,b</sup>, A. Colaleo<sup>a</sup>, D. Creanza<sup>a,c</sup>, L. Cristella<sup>a,b</sup>, N. De Filippis<sup>a,c</sup>, M. De Palma<sup>a,b</sup>, L. Fiore<sup>a</sup>, G. Iaselli<sup>a,c</sup>, G. Maggi<sup>a,c</sup>, M. Maggi<sup>a</sup>, G. Miniello<sup>a,b</sup>, S. My<sup>a,b</sup>, S. Nuzzo<sup>a,b</sup>, A. Pompili<sup>a,b</sup>, G. Pugliese<sup>a,c</sup>, R. Radogna<sup>a,b</sup>, A. Ranieri<sup>a</sup>, G. Selvaggi<sup>a,b</sup>, A. Sharma<sup>a</sup>, L. Silvestris<sup>a,15</sup>, R. Venditti<sup>a,b</sup>, P. Verwilligen<sup>a</sup>

**INFN Sezione di Bologna<sup>a</sup>, Università di Bologna<sup>b</sup>, Bologna, Italy**

G. Abbiendi<sup>a</sup>, C. Battilana, D. Bonacorsi<sup>a,b</sup>, S. Braibant-Giacomelli<sup>a,b</sup>, L. Brigliadori<sup>a,b</sup>, R. Campanini<sup>a,b</sup>, P. Capiluppi<sup>a,b</sup>, A. Castro<sup>a,b</sup>, F. R. Cavallo<sup>a</sup>, S. S. Chhibra<sup>a,b</sup>, G. Codispoti<sup>a,b</sup>, M. Cuffiani<sup>a,b</sup>, G. M. Dallavalle<sup>a</sup>, F. Fabbri<sup>a</sup>, A. Fanfani<sup>a,b</sup>, D. Fasanella<sup>a,b</sup>, P. Giacomelli<sup>a</sup>, C. Grandi<sup>a</sup>, L. Guiducci<sup>a,b</sup>, S. Marcellini<sup>a</sup>, G. Masetti<sup>a</sup>, A. Montanari<sup>a</sup>, F. L. Navarria<sup>a,b</sup>, A. Perrotta<sup>a</sup>, A. M. Rossi<sup>a,b</sup>, T. Rovelli<sup>a,b</sup>, G. P. Siroli<sup>a,b</sup>, N. Tosi<sup>a,b,15</sup>

**INFN Sezione di Catania<sup>a</sup>, Università di Catania<sup>b</sup>, Catania, Italy**

S. Albergo<sup>a,b</sup>, S. Costa<sup>a,b</sup>, A. Di Mattia<sup>a</sup>, F. Giordano<sup>a,b</sup>, R. Potenza<sup>a,b</sup>, A. Tricomi<sup>a,b</sup>, C. Tuve<sup>a,b</sup>

**INFN Sezione di Firenze<sup>a</sup>, Università di Firenze<sup>b</sup>, Florence, Italy**

G. Barbagli<sup>a</sup>, V. Ciulli<sup>a,b</sup>, C. Civinini<sup>a</sup>, R. D'Alessandro<sup>a,b</sup>, E. Focardi<sup>a,b</sup>, P. Lenzi<sup>a,b</sup>, M. Meschini<sup>a</sup>, S. Paoletti<sup>a</sup>, L. Russo<sup>a,30</sup>, G. Sguazzoni<sup>a</sup>, D. Strom<sup>a</sup>, L. Viliani<sup>a,b,15</sup>

**INFN Laboratori Nazionali di Frascati, Frascati, Italy**

L. Benussi, S. Bianco, F. Fabbri, D. Piccolo, F. Primavera<sup>15</sup>

**INFN Sezione di Genova<sup>a</sup>, Università di Genova<sup>b</sup>, Genoa, Italy**

V. Calvelli<sup>a,b</sup>, F. Ferro<sup>a</sup>, M. R. Monge<sup>a,b</sup>, E. Robutti<sup>a</sup>, S. Tosi<sup>a,b</sup>

**INFN Sezione di Milano-Bicocca<sup>a</sup>, Università di Milano-Bicocca<sup>b</sup>, Milan, Italy**

L. Brianza<sup>a,b,15</sup>, F. Brivio<sup>a,b</sup>, V. Ciriolo, M. E. Dinardo<sup>a,b</sup>, S. Fiorendi<sup>a,b,15</sup>, S. Gennai<sup>a</sup>, A. Ghezzi<sup>a,b</sup>, P. Govoni<sup>a,b</sup>, M. Malberti<sup>a,b</sup>, S. Malvezzi<sup>a</sup>, R. A. Manzoni<sup>a,b</sup>, D. Menasce<sup>a</sup>, L. Moroni<sup>a</sup>, M. Paganoni<sup>a,b</sup>, D. Pedrini<sup>a</sup>, S. Pigazzini<sup>a,b</sup>, S. Ragazzi<sup>a,b</sup>, T. Tabarelli de Fatis<sup>a,b</sup>

**INFN Sezione di Napoli<sup>a</sup>, Università di Napoli 'Federico II'<sup>b</sup>, Napoli, Italy, Università della Basilicata<sup>c</sup>, Potenza, Italy, Università G. Marconi<sup>d</sup>, Rome, Italy**

S. Buontempo<sup>a</sup>, N. Cavallo<sup>a,c</sup>, G. De Nardo, S. Di Guida<sup>a,d,15</sup>, M. Esposito<sup>a,b</sup>, F. Fabozzi<sup>a,c</sup>, F. Fienga<sup>a,b</sup>, A. O. M. Iorio<sup>a,b</sup>, G. Lanza<sup>a</sup>, L. Lista<sup>a</sup>, S. Meola<sup>a,d,15</sup>, P. Paolucci<sup>a,15</sup>, C. Sciacca<sup>a,b</sup>, F. Thyssen<sup>a</sup>

**INFN Sezione di Padova<sup>a</sup>, Università di Padova<sup>b</sup>, Padova, Italy, Università di Trento<sup>c</sup>, Trento, Italy**

P. Azzi<sup>a,15</sup>, N. Bacchetta<sup>a</sup>, L. Benato<sup>a,b</sup>, A. Boletti<sup>a,b</sup>, R. Carlin<sup>a,b</sup>, P. Checchia<sup>a</sup>, M. Dall'Osso<sup>a,b</sup>, P. De Castro Manzano<sup>a</sup>, T. Dorigo<sup>a</sup>, U. Dosselli<sup>a</sup>, F. Gasparini<sup>a,b</sup>, U. Gasparini<sup>a,b</sup>, A. Gozzelino<sup>a</sup>, S. Lacaprara<sup>a</sup>, M. Margoni<sup>a,b</sup>, A. T. Meneguzzo<sup>a,b</sup>, J. Pazzini<sup>a,b</sup>, M. Pegoraro<sup>a</sup>, N. Pozzobon<sup>a,b</sup>, P. Ronchese<sup>a,b</sup>, M. Sgaravatto<sup>a</sup>, F. Simonetto<sup>a,b</sup>, E. Torassa<sup>a</sup>, S. Ventura<sup>a</sup>, M. Zanetti<sup>a,b</sup>, P. Zotto<sup>a,b</sup>

**INFN Sezione di Pavia<sup>a</sup>, Università di Pavia<sup>b</sup>, Pavia, Italy**

A. Braghieri<sup>a</sup>, F. Fallavollita<sup>a,b</sup>, A. Magnani<sup>a,b</sup>, P. Montagna<sup>a,b</sup>, S. P. Ratti<sup>a,b</sup>, V. Re<sup>a</sup>, C. Riccardi<sup>a,b</sup>, P. Salvini<sup>a</sup>, I. Vai<sup>a,b</sup>, P. Vitulo<sup>a,b</sup>

**INFN Sezione di Perugia<sup>a</sup>, Università di Perugia<sup>b</sup>, Perugia, Italy**

L. Alunni Solestizi<sup>a,b</sup>, G. M. Bilei<sup>a</sup>, D. Ciangottini<sup>a,b</sup>, L. Fanò<sup>a,b</sup>, P. Lariccia<sup>a,b</sup>, R. Leonardi<sup>a,b</sup>, G. Mantovani<sup>a,b</sup>, M. Menichelli<sup>a</sup>, A. Saha<sup>a</sup>, A. Santocchia<sup>a,b</sup>

**INFN Sezione di Pisa<sup>a</sup>, Università di Pisa<sup>b</sup>, Scuola Normale Superiore di Pisa<sup>c</sup>, Pisa, Italy**

K. Androsov<sup>a,30</sup>, P. Azzurri<sup>a,15</sup>, G. Bagliesi<sup>a</sup>, J. Bernardini<sup>a</sup>, T. Boccali<sup>a</sup>, R. Castaldi<sup>a</sup>, M. A. Ciocci<sup>a,30</sup>, R. Dell'Orso<sup>a</sup>, S. Donato<sup>a,c</sup>, G. Fedi, A. Giassi<sup>a</sup>, M. T. Grippo<sup>a,30</sup>, F. Ligabue<sup>a,c</sup>, T. Lomtadze<sup>a</sup>, L. Martini<sup>a,b</sup>, A. Messineo<sup>a,b</sup>, F. Palla<sup>a</sup>, A. Rizzi<sup>a,b</sup>, A. Savoy-Navarro<sup>a,31</sup>, P. Spagnolo<sup>a</sup>, R. Tenchini<sup>a</sup>, G. Tonelli<sup>a,b</sup>, A. Venturi<sup>a</sup>, P. G. Verdini<sup>a</sup>

**INFN Sezione di Roma<sup>a</sup>, Università di Roma<sup>b</sup>, Rome, Italy**

L. Barone<sup>a,b</sup>, F. Cavallari<sup>a</sup>, M. Cipriani<sup>a,b</sup>, D. Del Re<sup>a,b,15</sup>, M. Diemoz<sup>a</sup>, S. Gelli<sup>a,b</sup>, E. Longo<sup>a,b</sup>, F. Margaroli<sup>a,b</sup>, B. Marzocchi<sup>a,b</sup>, P. Meridiani<sup>a</sup>, G. Organtini<sup>a,b</sup>, R. Paramatti<sup>a</sup>, F. Preiato<sup>a,b</sup>, S. Rahatlou<sup>a,b</sup>, C. Rovelli<sup>a</sup>, F. Santanastasio<sup>a,b</sup>

**INFN Sezione di Torino<sup>a</sup>, Università di Torino<sup>b</sup>, Torino, Italy, Università del Piemonte Orientale<sup>c</sup>, Novara, Italy**

N. Amapane<sup>a,b</sup>, R. Arcidiacono<sup>a,c,15</sup>, S. Argiro<sup>a,b</sup>, M. Arneodo<sup>a,c</sup>, N. Bartosik<sup>a</sup>, R. Bellan<sup>a,b</sup>, C. Biino<sup>a</sup>, N. Cartiglia<sup>a</sup>, F. Cenna<sup>a,b</sup>, M. Costa<sup>a,b</sup>, R. Covarelli<sup>a,b</sup>, A. Degano<sup>a,b</sup>, N. Demaria<sup>a</sup>, L. Finco<sup>a,b</sup>, B. Kiani<sup>a,b</sup>, C. Mariotti<sup>a</sup>, S. Maselli<sup>a</sup>, E. Migliore<sup>a,b</sup>, V. Monaco<sup>a,b</sup>, E. Monteil<sup>a,b</sup>, M. Monteno<sup>a</sup>, M. M. Obertino<sup>a,b</sup>, L. Pacher<sup>a,b</sup>, N. Pastrone<sup>a</sup>, M. Pelliccioni<sup>a</sup>, G. L. Pinna Angioni<sup>a,b</sup>, F. Ravera<sup>a,b</sup>, A. Romero<sup>a,b</sup>, M. Ruspa<sup>a,c</sup>, R. Sacchi<sup>a,b</sup>, K. Shchelina<sup>a,b</sup>, V. Sola<sup>a</sup>, A. Solano<sup>a,b</sup>, A. Staiano<sup>a</sup>, P. Traczyk<sup>a,b</sup>

**INFN Sezione di Trieste<sup>a</sup>, Università di Trieste<sup>b</sup>, Trieste, Italy**

S. Belforte<sup>a</sup>, M. Casarsa<sup>a</sup>, F. Cossutti<sup>a</sup>, G. Della Ricca<sup>a,b</sup>, A. Zanetti<sup>a</sup>

**Kyungpook National University, Taegu, Korea**

D. H. Kim, G. N. Kim, M. S. Kim, S. Lee, S. W. Lee, Y. D. Oh, S. Sekmen, D. C. Son, Y. C. Yang

**Chonbuk National University, Jeonju, Korea**

A. Lee

**Institute for Universe and Elementary Particles, Chonnam National University, Kwangju, Korea**

H. Kim

**Hanyang University, Seoul, Korea**

J. A. Brochero Cifuentes, T. J. Kim

**Korea University, Seoul, Korea**

S. Cho, S. Choi, Y. Go, D. Gyun, S. Ha, B. Hong, Y. Jo, Y. Kim, K. Lee, K. S. Lee, S. Lee, J. Lim, S. K. Park, Y. Roh

**Seoul National University, Seoul, Korea**

J. Almond, J. Kim, H. Lee, S. B. Oh, B. C. Radburn-Smith, S. H. Seo, U. K. Yang, H. D. Yoo, G. B. Yu

**University of Seoul, Seoul, Korea**

M. Choi, H. Kim, J. H. Kim, J. S. H. Lee, I. C. Park, G. Ryu, M. S. Ryu

**Sungkyunkwan University, Suwon, Korea**

Y. Choi, J. Goh, C. Hwang, J. Lee, I. Yu

**Vilnius University, Vilnius, Lithuania**

V. Dudenas, A. Juodagalvis, J. Vaitkus

**National Centre for Particle Physics, Universiti Malaya, Kuala Lumpur, Malaysia**

I. Ahmed, Z. A. Ibrahim, M. A. B. Md Ali<sup>32</sup>, F. Mohamad Idris<sup>33</sup>, W. A. T. Wan Abdullah, M. N. Yusli, Z. Zolkapli

**Centro de Investigacion y de Estudios Avanzados del IPN, Mexico City, Mexico**

H. Castilla-Valdez, E. De La Cruz-Burelo, I. Heredia-De La Cruz<sup>34</sup>, A. Hernandez-Almada, R. Lopez-Fernandez, R. Magaña Villalba, J. Mejia Guisao, A. Sanchez-Hernandez

**Universidad Iberoamericana, Mexico City, Mexico**

S. Carrillo Moreno, C. Oropeza Barrera, F. Vazquez Valencia

**Benemerita Universidad Autonoma de Puebla, Puebla, Mexico**

S. Carpinteyro, I. Pedraza, H. A. Salazar Ibarguen, C. Uribe Estrada

**Universidad Autónoma de San Luis Potosí, San Luis Potosí, Mexico**

A. Morelos Pineda

**University of Auckland, Auckland, New Zealand**

D. Krofcheck

**University of Canterbury, Christchurch, New Zealand**

P. H. Butler

**National Centre for Physics, Quaid-I-Azam University, Islamabad, Pakistan**

A. Ahmad, M. Ahmad, Q. Hassan, H. R. Hoorani, W. A. Khan, A. Saddique, M. A. Shah, M. Shoaib, M. Waqas

**National Centre for Nuclear Research, Swierk, Poland**

H. Bialkowska, M. Bluj, B. Boimska, T. Frueboes, M. Górski, M. Kazana, K. Nawrocki, K. Romanowska-Rybinska, M. Szleper, P. Zalewski

**Institute of Experimental Physics, Faculty of Physics, University of Warsaw, Warsaw, Poland**

K. Bunkowski, A. Byszuk<sup>35</sup>, K. Doroba, A. Kalinowski, M. Konecki, J. Krolikowski, M. Misiura, M. Olszewski, M. Walczak

**Laboratório de Instrumentação e Física Experimental de Partículas, Lisbon, Portugal**

P. Bargassa, C. Beirão Da Cruz E Silva, B. Calpas, A. Di Francesco, P. Faccioli, P. G. Ferreira Parracho, M. Gallinaro, J. Hollar, N. Leonardo, L. Lloret Iglesias, M. V. Nemallapudi, J. Rodrigues Antunes, J. Seixas, O. Toldaiev, D. Vadrucio, J. Varela, P. Vischia

**Joint Institute for Nuclear Research, Dubna, Russia**

S. Afanasiev, P. Bunin, M. Gavrilenko, I. Golutvin, I. Gorbunov, A. Kamenev, V. Karjavin, A. Lanev, A. Malakhov, V. Matveev<sup>36,37</sup>, V. Palichik, V. Perelygin, S. Shmatov, S. Shulha, N. Skatchkov, V. Smirnov, N. Voytishin, A. Zarubin

**Petersburg Nuclear Physics Institute, Gatchina (St. Petersburg), Russia**

L. Chtchipunov, V. Golovtsov, Y. Ivanov, V. Kim<sup>38</sup>, E. Kuznetsova<sup>39</sup>, V. Murzin, V. Oreshkin, V. Sulimov, A. Vorobyev

**Institute for Nuclear Research, Moscow, Russia**

Yu. Andreev, A. Dermenev, S. Gninenko, N. Golubev, A. Karneyeu, M. Kirsanov, N. Krasnikov, A. Pashenkov, D. Tisov, A. Toropin

**Institute for Theoretical and Experimental Physics, Moscow, Russia**

V. Epshteyn, V. Gavrillov, N. Lychkovskaya, V. Popov, I. Pozdnyakov, G. Safronov, A. Spiridonov, M. Toms, E. Vlasov, A. Zhokin

**Moscow Institute of Physics and Technology, Moscow, Russia**

T. Aushev, A. Bylinkin<sup>37</sup>

**National Research Nuclear University ‘Moscow Engineering Physics Institute’ (MEPhI), Moscow, Russia**

M. Chadeeva<sup>40</sup>, R. Chistov<sup>40</sup>, S. Polikarpov

**P.N. Lebedev Physical Institute, Moscow, Russia**

V. Andreev, M. Azarkin<sup>37</sup>, I. Dremin<sup>37</sup>, M. Kirakosyan, A. Leonidov<sup>37</sup>, A. Terkulov

**Skobeltsyn Institute of Nuclear Physics, Lomonosov Moscow State University, Moscow, Russia**

A. Baskakov, A. Belyaev, E. Boos, A. Ershov, A. Gribushin, A. Kaminskiy<sup>41</sup>, O. Kodolova, V. Korotkikh, I. Lokhtin, I. Miagkov, S. Obraztsov, S. Petrushanko, V. Savrin, A. Snigirev, I. Vardanyan

**Novosibirsk State University (NSU), Novosibirsk, Russia**

V. Blinov<sup>42</sup>, Y. Skovpen<sup>42</sup>, D. Shtol<sup>42</sup>

**State Research Center of Russian Federation, Institute for High Energy Physics, Protvino, Russia**

I. Azhgirey, I. Bayshev, S. Bitioukov, D. Elumakhov, V. Kachanov, A. Kalinin, D. Konstantinov, V. Krychkin, V. Petrov, R. Ryutin, A. Sobol, S. Troshin, N. Tyurin, A. Uzunian, A. Volkov

**University of Belgrade, Faculty of Physics and Vinca Institute of Nuclear Sciences, Belgrade, Serbia**

P. Adzic<sup>43</sup>, P. Cirkovic, D. Devetak, M. Dordevic, J. Milosevic, V. Rekoic

**Centro de Investigaciones Energéticas Medioambientales y Tecnológicas (CIEMAT), Madrid, Spain**

J. Alcaraz Maestre, M. Barrio Luna, E. Calvo, M. Cerrada, M. Chamizo Llatas, N. Colino, B. De La Cruz, A. Delgado Peris, A. Escalante Del Valle, C. Fernandez Bedoya, J. P. Fernández Ramos, J. Flix, M. C. Fouz, P. Garcia-Abia, O. Gonzalez Lopez, S. Goy Lopez, J. M. Hernandez, M. I. Josa, E. Navarro De Martino, A. Pérez-Calero Yzquierdo, J. Puerta Pelayo, A. Quintario Olmeda, I. Redondo, L. Romero, M. S. Soares

**Universidad Autónoma de Madrid, Madrid, Spain**

J. F. de Trocóniz, M. Missiroli, D. Moran

**Universidad de Oviedo, Oviedo, Spain**

J. Cuevas, J. Fernandez Menendez, I. Gonzalez Caballero, J. R. González Fernández, E. Palencia Cortezon, S. Sanchez Cruz, I. Suárez Andrés, J. M. Vizán Garcia

**Instituto de Física de Cantabria (IFCA), CSIC-Universidad de Cantabria, Santander, Spain**

I. J. Cabrillo, A. Calderon, E. Curras, M. Fernandez, J. Garcia-Ferrero, G. Gomez, A. Lopez Virto, J. Marco, C. Martinez Rivero, F. Matorras, J. Piedra Gomez, T. Rodrigo, A. Ruiz-Jimeno, L. Scodellaro, N. Trevisani, I. Vila, R. Vilar Cortabitarte

**CERN, European Organization for Nuclear Research, Geneva, Switzerland**

D. Abbaneo, E. Auffray, G. Auzinger, P. Baillon, A. H. Ball, D. Barney, P. Bloch, A. Bocci, C. Botta, T. Camporesi, R. Castello, M. Cepeda, G. Cerminara, Y. Chen, D. d'Enterria, A. Dabrowski, V. Daponte, A. David, M. De Gruttola, A. De Roeck, E. Di Marco<sup>44</sup>, M. Dobson, B. Dorney, T. du Pree, D. Duggan, M. Dünser, N. Dupont, A. Elliott-Peisert, P. Everaerts, S. Fartoukh, G. Franzoni, J. Fulcher, W. Funk, D. Gigi, K. Gill, M. Girone, F. Glege, D. Gulhan, S. Gundacker, M. Guthoff, P. Harris, J. Hegeman, V. Innocente, P. Janot, J. Kieseler, H. Kirschenmann, V. Knünz, A. Kornmayer<sup>15</sup>, M. J. Kortelainen, K. Kousouris, M. Krammer<sup>1</sup>, C. Lange, P. Lecoq, C. Lourenço, M. T. Lucchini, L. Malgeri, M. Mannelli, A. Martelli, F. Meijers, J. A. Merlin, S. Mersi, E. Meschi, P. Milenovic<sup>45</sup>, F. Moortgat, S. Morovic, M. Mulders, H. Neugebauer, S. Orfanelli, L. Orsini, L. Pape, E. Perez, M. Peruzzi, A. Petrilli, G. Petrucciani, A. Pfeiffer, M. Pierini, A. Racz, T. Reis, G. Rolandi<sup>46</sup>, M. Rovere, H. Sakulin, J. B. Sauvan, C. Schäfer, C. Schwick, M. Seidel, A. Sharma, P. Silva, P. Sphicas<sup>47</sup>, J. Steggemann, M. Stoye, Y. Takahashi, M. Tosi, D. Treille, A. Triossi, A. Tsirou, V. Veckalns<sup>48</sup>, G. I. Veres<sup>20</sup>, M. Verweij, N. Wardle, H. K. Wöhri, A. Zagozdinska<sup>35</sup>, W. D. Zeuner

**Paul Scherrer Institut, Villigen, Switzerland**

W. Bertl, K. Deiters, W. Erdmann, R. Horisberger, Q. Ingram, H. C. Kaestli, D. Kotlinski, U. Langenegger, T. Rohe, S. A. Wiederkehr

**Institute for Particle Physics, ETH Zurich, Zurich, Switzerland**

F. Bachmair, L. Bäni, L. Bianchini, B. Casal, G. Dissertori, M. Dittmar, M. Donegà, C. Grab, C. Heidegger, D. Hits, J. Hoss, G. Kasieczka, W. Luster, B. Mangano, M. Marionneau, P. Martinez Ruiz del Arbol, M. Masciovecchio, M. T. Meinhard, D. Meister, F. Micheli, P. Musella, F. Nessi-Tedaldi, F. Pandolfi, J. Pata, F. Pauss, G. Perrin, L. Perrozzini, M. Quittnat, M. Rossini, M. Schönenberger, A. Starodumov<sup>49</sup>, V. R. Tavolaro, K. Theofilatos, R. Wallny

**Universität Zürich, Zurich, Switzerland**

T. K. Aarrestad, C. Amsler<sup>50</sup>, L. Caminada, M. F. Canelli, A. De Cosa, C. Galloni, A. Hinzmann, T. Hreus, B. Kilminster, J. Ngadiuba, D. Pinna, G. Raucó, P. Robmann, D. Salerno, C. Seitz, Y. Yang, A. Zucchetta

**National Central University, Chung-Li, Taiwan**

V. Candelise, T. H. Doan, Sh. Jain, R. Khurana, M. Konyushikhin, C. M. Kuo, W. Lin, A. Pozdnyakov, S. S. Yu

**National Taiwan University (NTU), Taipei, Taiwan**

Arun Kumar, P. Chang, Y. H. Chang, Y. Chao, K. F. Chen, P. H. Chen, F. Fiori, W.-S. Hou, Y. Hsiung, Y. F. Liu, R.-S. Lu, M. Miñano Moya, E. Paganis, A. Psallidas, J. F. Tsai

**Department of Physics, Faculty of Science, Chulalongkorn University, Bangkok, Thailand**

B. Asavapibhop, G. Singh, N. Srimanobhas, N. Suwonjandee

**Physics Department, Science and Art Faculty, Cukurova University, Adana, Turkey**

A. Adiguzel, S. Cerci<sup>51</sup>, S. Damarseckin, Z. S. Demiroglu, C. Dozen, I. Dumanoglu, S. Girgis, G. Gokbulut, Y. Guler, I. Hos<sup>52</sup>, E. E. Kangal<sup>53</sup>, O. Kara, A. Kayis Topaksu, U. Kiminsu, M. Oglakci, G. Onengut<sup>54</sup>, K. Ozdemir<sup>55</sup>, D. Sunar Cerci<sup>51</sup>, H. Topakli<sup>56</sup>, S. Turkcapar, I. S. Zorbakir, C. Zorbilmez

**Physics Department, Middle East Technical University, Ankara, Turkey**

B. Bilin, S. Bilmis, B. Isildak<sup>57</sup>, G. Karapinar<sup>58</sup>, M. Yalvac, M. Zeyrek

**Bogazici University, Istanbul, Turkey**

E. Gülmez, M. Kaya<sup>59</sup>, O. Kaya<sup>60</sup>, E. A. Yetkin<sup>61</sup>, T. Yetkin<sup>62</sup>

**Istanbul Technical University, Istanbul, Turkey**

A. Cakir, K. Cankocak, S. Sen<sup>63</sup>

**Institute for Scintillation Materials of National Academy of Science of Ukraine, Kharkov, Ukraine**

B. Grynyov

**National Scientific Center, Kharkov Institute of Physics and Technology, Kharkov, Ukraine**

L. Levchuk, P. Sorokin

**University of Bristol, Bristol, UK**

R. Aggleton, F. Ball, L. Beck, J. J. Brooke, D. Burns, E. Clement, D. Cussans, H. Flacher, J. Goldstein, M. Grimes, G. P. Heath, H. F. Heath, J. Jacob, L. Kreczko, C. Lucas, D. M. Newbold<sup>64</sup>, S. Paramesvaran, A. Poll, T. Sakuma, S. Seif El Nasr-storey, D. Smith, V. J. Smith

**Rutherford Appleton Laboratory, Didcot, UK**

A. Belyaev<sup>65</sup>, C. Brew, R. M. Brown, L. Calligaris, D. Cieri, D. J. A. Cockerill, J. A. Coughlan, K. Harder, S. Harper, E. Olaiya, D. Petyt, C. H. Shepherd-Themistocleous, A. Thea, I. R. Tomalin, T. Williams

**Imperial College, London, UK**

M. Baber, R. Bainbridge, O. Buchmuller, A. Bundock, D. Burton, S. Casasso, M. Citron, D. Colling, L. Corpe, P. Dauncey, G. Davies, A. De Wit, M. Della Negra, R. Di Maria, P. Dunne, A. Elwood, D. Futyan, Y. Haddad, G. Hall, G. Iles, T. James, R. Lane, C. Laner, R. Lucas<sup>64</sup>, L. Lyons, A.-M. Magnan, S. Malik, L. Mastrolorenzo, J. Nash, A. Nikitenko<sup>49</sup>, J. Pela, B. Penning, M. Pesaresi, D. M. Raymond, A. Richards, A. Rose, E. Scott, C. Seez, S. Summers, A. Tapper, K. Uchida, M. Vazquez Acosta<sup>66</sup>, T. Virdee<sup>15</sup>, J. Wright, S. C. Zenz

**Brunel University, Uxbridge, UK**

J. E. Cole, P. R. Hobson, A. Khan, P. Kyberd, I. D. Reid, P. Symonds, L. Teodorescu, M. Turner

**Baylor University, Waco, USA**

A. Borzou, K. Call, J. Dittmann, K. Hatakeyama, H. Liu, N. Pastika

**Catholic University of America, Washington, D.C., USA**

R. Bartek, A. Dominguez

**The University of Alabama, Tuscaloosa, USA**

A. Buccilli, S. I. Cooper, C. Henderson, P. Rumerio, C. West

**Boston University, Boston, USA**

D. Arcaro, A. Avetisyan, T. Bose, D. Gastler, D. Rankin, C. Richardson, J. Rohlf, L. Sulak, D. Zou

**Brown University, Providence, USA**

G. Benelli, D. Cutts, A. Garabedian, J. Hakala, U. Heintz, J. M. Hogan, O. Jesus, K. H. M. Kwok, E. Laird, G. Landsberg, Z. Mao, M. Narain, S. Piperov, S. Sagir, E. Spencer, R. Syarif

**University of California, Davis, Davis, USA**

R. Breedon, D. Burns, M. Calderon De La Barca Sanchez, S. Chauhan, M. Chertok, J. Conway, R. Conway, P. T. Cox, R. Erbacher, C. Flores, G. Funk, M. Gardner, W. Ko, R. Lander, C. Mclean, M. Mulhearn, D. Pellett, J. Pilot, S. Shalhout, M. Shi, J. Smith, M. Squires, D. Stolp, K. Tos, M. Tripathi

**University of California, Los Angeles, USA**

M. Bachtis, C. Bravo, R. Cousins, A. Dasgupta, A. Florent, J. Hauser, M. Ignatenko, N. Mccoll, D. Saltzberg, C. Schnaible, V. Valuev, M. Weber

**University of California, Riverside, Riverside, USA**

E. Bouvier, K. Burt, R. Clare, J. Ellison, J. W. Gary, S. M. A. Ghiasi Shirazi, G. Hanson, J. Heilman, P. Jandir, E. Kennedy, F. Lacroix, O. R. Long, M. Olmedo Negrete, M. I. Paneva, A. Shrinivas, W. Si, H. Wei, S. Wimpenny, B. R. Yates

**University of California, San Diego, La Jolla, USA**

J. G. Branson, G. B. Cerati, S. Cittolin, M. Derdzinski, R. Gerosa, A. Holzner, D. Klein, V. Krutelyov, J. Letts, I. Macneill, D. Olivito, S. Padhi, M. Pieri, M. Sani, V. Sharma, S. Simon, M. Tadel, A. Vartak, S. Wasserbaech<sup>67</sup>, C. Welke, J. Wood, F. Würthwein, A. Yagil, G. Zevi Della Porta

**Department of Physics, University of California, Santa Barbara, Santa Barbara, USA**

N. Amin, R. Bhandari, J. Bradmiller-Feld, C. Campagnari, A. Dishaw, V. Dutta, M. Franco Sevilla, C. George, F. Golf, L. Gouskos, J. Gran, R. Heller, J. Incandela, S. D. Mullin, A. Ovcharova, H. Qu, J. Richman, D. Stuart, I. Suarez, J. Yoo

**California Institute of Technology, Pasadena, USA**

D. Anderson, J. Bendavid, A. Bornheim, J. Bunn, J. Duarte, J. M. Lawhorn, A. Mott, H. B. Newman, C. Pena, M. Spiropulu, J. R. Vlimant, S. Xie, R. Y. Zhu

**Carnegie Mellon University, Pittsburgh, USA**

M. B. Andrews, T. Ferguson, M. Paulini, J. Russ, M. Sun, H. Vogel, I. Vorobiev, M. Weinberg

**University of Colorado Boulder, Boulder, USA**

J. P. Cumalat, W. T. Ford, F. Jensen, A. Johnson, M. Krohn, S. Leontsinis, T. Mulholland, K. Stenson, S. R. Wagner

**Cornell University, Ithaca, USA**

J. Alexander, J. Chaves, J. Chu, S. Dittmer, K. McDermott, N. Mirman, G. Nicolas Kaufman, J. R. Patterson,

A. Rinkevicius, A. Ryd, L. Skinnari, L. Soffi, S. M. Tan, Z. Tao, J. Thom, J. Tucker, P. Wittich, M. Zientek

**Fairfield University, Fairfield, USA**

D. Winn

**Fermi National Accelerator Laboratory, Batavia, USA**

S. Abdullin, M. Albrow, G. Apollinari, A. Apresyan, S. Banerjee, L. A. T. Bauerdick, A. Beretvas, J. Berryhill, P. C. Bhat, G. Bolla, K. Burkett, J. N. Butler, H. W. K. Cheung, F. Chlebana, S. Cihangir<sup>†</sup>, M. Cremonesi, V. D. Elvira, I. Fisk, J. Freeman, E. Gottschalk, L. Gray, D. Green, S. Grünendahl, O. Gutsche, D. Hare, R. M. Harris, S. Hasegawa, J. Hirschauer, Z. Hu, B. Jayatilaka, S. Jindariani, M. Johnson, U. Joshi, B. Klima, B. Kreis, S. Lammel, J. Linacre, D. Lincoln, R. Lipton, M. Liu, T. Liu, R. Lopes De Sá, J. Lykken, K. Maeshima, N. Magini, J. M. Marraffino, S. Maruyama, D. Mason, P. McBride, P. Merkel, S. Mrenna, S. Nahn, V. O'Dell, K. Pedro, O. Prokofyev, G. Rakness, L. Ristori, E. Sexton-Kennedy, A. Soha, W. J. Spalding, L. Spiegel, S. Stoynev, J. Strait, N. Strobbe, L. Taylor, S. Tkaczyk, N. V. Tran, L. Uplegger, E. W. Vaandering, C. Vernieri, M. Verzocchi, R. Vidal, M. Wang, H. A. Weber, A. Whitbeck, Y. Wu

**University of Florida, Gainesville, USA**

D. Acosta, P. Avery, P. Bortignon, D. Bourilkov, A. Brinkerhoff, A. Carnes, M. Carver, D. Curry, S. Das, R. D. Field, I. K. Furic, J. Konigsberg, A. Korytov, J. F. Low, P. Ma, K. Matchev, H. Mei, G. Mitselmakher, D. Rank, L. Shchutska, D. Sperka, L. Thomas, J. Wang, S. Wang, J. Yelton

**Florida International University, Miami, USA**

S. Linn, P. Markowitz, G. Martinez, J. L. Rodriguez

**Florida State University, Tallahassee, USA**

A. Ackert, T. Adams, A. Askew, S. Bein, S. Hagopian, V. Hagopian, K. F. Johnson, H. Prosper, A. Santra, R. Yohay

**Florida Institute of Technology, Melbourne, USA**

M. M. Baarmand, V. Bhopatkar, S. Colafranceschi, M. Hohmann, D. Noonan, T. Roy, F. Yumiceva

**University of Illinois at Chicago (UIC), Chicago, USA**

M. R. Adams, L. Apanasevich, D. Berry, R. R. Betts, I. Bucinskaite, R. Cavanaugh, O. Evdokimov, L. Gauthier, C. E. Gerber, D. J. Hofman, K. Jung, I. D. Sandoval Gonzalez, N. Varelas, H. Wang, Z. Wu, M. Zakaria, J. Zhang

**The University of Iowa, Iowa City, USA**

B. Bilki<sup>68</sup>, W. Clarida, K. Dilsiz, S. Durgut, R. P. Gandrajula, M. Haytmyradov, V. Khristenko, J.-P. Merlo, H. Mermerkaya<sup>69</sup>, A. Mestvirishvili, A. Moeller, J. Nachtman, H. Ogul, Y. Onel, F. Ozok<sup>70</sup>, A. Penzo, C. Snyder, E. Tiras, J. Wetzel, K. Yi

**Johns Hopkins University, Baltimore, USA**

I. Anderson, B. Blumenfeld, A. Cocoros, N. Eminizer, D. Fehling, L. Feng, A. V. Gritsan, P. Maksimovic, J. Roskes, U. Sarica, M. Swartz, M. Xiao, Y. Xin, C. You

**The University of Kansas, Lawrence, USA**

A. Al-bataineh, P. Baringer, A. Bean, S. Boren, J. Bowen, J. Castle, L. Forthomme, R. P. Kenny III, S. Khalil, A. Kropivnitskaya, D. Majumder, W. Mcbrayer, M. Murray, S. Sanders, R. Stringer, J. D. Tapia Takaki, Q. Wang

**Kansas State University, Manhattan, USA**

A. Ivanov, K. Kaadze, Y. Maravin, A. Mohammadi, L. K. Saini, N. Skhirtladze, S. Toda

**Lawrence Livermore National Laboratory, Livermore, USA**

F. Rebassoo, D. Wright



**University of Maryland, College Park, USA**

C. Anelli, A. Baden, O. Baron, A. Belloni, B. Calvert, S. C. Eno, C. Ferraioli, J. A. Gomez, N. J. Hadley, S. Jabeen, G. Y. Jeng, R. G. Kellogg, T. Kolberg, J. Kunkle, A. C. Mignerey, F. Ricci-Tam, Y. H. Shin, A. Skuja, M. B. Tonjes, S. C. Tonwar

**Massachusetts Institute of Technology, Cambridge, USA**

D. Abercrombie, B. Allen, A. Apyan, V. Azzolini, R. Barbieri, A. Baty, R. Bi, K. Bierwagen, S. Brandt, W. Busza, I. A. Cali, M. D'Alfonso, Z. Demiragli, L. Di Matteo, G. Gomez Ceballos, M. Goncharov, D. Hsu, Y. Iiyama, G. M. Innocenti, M. Klute, D. Kovalskyi, K. Krajczar, Y. S. Lai, Y.-J. Lee, A. Levin, P. D. Luckey, B. Maier, A. C. Marini, C. McGinn, C. Mironov, S. Narayanan, X. Niu, C. Paus, C. Roland, G. Roland, J. Salfeld-Nebgen, G. S. F. Stephans, K. Tatar, M. Varma, D. Velicanu, J. Veverka, J. Wang, T. W. Wang, B. Wyslouch, M. Yang

**University of Minnesota, Minneapolis, USA**

A. C. Benvenuti, R. M. Chatterjee, A. Evans, P. Hansen, S. Kalafut, S. C. Kao, Y. Kubota, Z. Lesko, J. Mans, S. Nourbakhsh, N. Ruckstuhl, R. Rusack, N. Tambe, J. Turkewitz

**University of Mississippi, Oxford, USA**

J. G. Acosta, S. Oliveros

**University of Nebraska-Lincoln, Lincoln, USA**

E. Avdeeva, K. Bloom, D. R. Claes, C. Fangmeier, R. Gonzalez Suarez, R. Kamalieddin, I. Kravchenko, A. Malta Rodrigues, J. Monroy, J. E. Siado, G. R. Snow, B. Stieger

**State University of New York at Buffalo, Buffalo, USA**

M. Alyari, J. Dolen, A. Godshalk, C. Harrington, I. Iashvili, J. Kaisen, D. Nguyen, A. Parker, S. Rappoccio, B. Roozbahani

**Northeastern University, Boston, USA**

G. Alverson, E. Barberis, A. Hortiangtham, A. Massironi, D. M. Morse, D. Nash, T. Orimoto, R. Teixeira De Lima, D. Trocino, R.-J. Wang, D. Wood

**Northwestern University, Evanston, USA**

S. Bhattacharya, O. Charaf, K. A. Hahn, A. Kumar, N. Mucia, N. Odell, B. Pollack, M. H. Schmitt, K. Sung, M. Trovato, M. Velasco

**University of Notre Dame, Notre Dame, USA**

N. Dev, M. Hildreth, K. Hurtado Anampa, C. Jessop, D. J. Karmgard, N. Kellams, K. Lannon, N. Marinelli, F. Meng, C. Mueller, Y. Musienko<sup>36</sup>, M. Planer, A. Reinsvold, R. Ruchti, N. Rupprecht, G. Smith, S. Taroni, M. Wayne, M. Wolf, A. Woodard

**The Ohio State University, Columbus, USA**

J. Alimena, L. Antonelli, B. Bylsma, L. S. Durkin, S. Flowers, B. Francis, A. Hart, C. Hill, R. Hughes, W. Ji, B. Liu, W. Luo, D. Puigh, B. L. Winer, H. W. Wulsin

**Princeton University, Princeton, USA**

S. Cooperstein, O. Driga, P. Elmer, J. Hardenbrook, P. Hebda, D. Lange, J. Luo, D. Marlow, T. Medvedeva, K. Mei, I. Ojalvo, J. Olsen, C. Palmer, P. Piroué, D. Stickland, A. Svyatkovskiy, C. Tully

**University of Puerto Rico, Mayagüez, USA**

S. Malik

**Purdue University, West Lafayette, USA**

A. Barker, V. E. Barnes, S. Folgueras, L. Gutay, M. K. Jha, M. Jones, A. W. Jung, A. Khatiwada, D. H. Miller, N. Neumeister, J. F. Schulte, X. Shi, J. Sun, F. Wang, W. Xie

**Purdue University Calumet, Hammond, USA**

N. Parashar, J. Stupak

**Rice University, Houston, USA**

A. Adair, B. Akgun, Z. Chen, K. M. Ecklund, F. J. M. Geurts, M. Guilbaud, W. Li, B. Michlin, M. Northup, B. P. Padley, J. Roberts, J. Rorie, Z. Tu, J. Zabel

**University of Rochester, Rochester, USA**

B. Betchart, A. Bodek, P. de Barbaro, R. Demina, Y. T. Duh, T. Ferbel, M. Galanti, A. Garcia-Bellido, J. Han, O. Hindrichs, A. Khukhunaishvili, K. H. Lo, P. Tan, M. Verzetti

**Rutgers, The State University of New Jersey, Piscataway, USA**

A. Agapitos, J. P. Chou, Y. Gershtein, T. A. Gómez Espinosa, E. Halkiadakis, M. Heindl, E. Hughes, S. Kaplan, R. Kunnawalkam Elayavalli, S. Kyriacou, A. Lath, K. Nash, M. Osherson, H. Saka, S. Salur, S. Schnetzer, D. Sheffield, S. Somalwar, R. Stone, S. Thomas, P. Thomassen, M. Walker

**University of Tennessee, Knoxville, USA**

A. G. Delannoy, M. Foerster, J. Heideman, G. Riley, K. Rose, S. Spanier, K. Thapa

**Texas A&M University, College Station, USA**

O. Bouhali<sup>71</sup>, A. Celik, M. Dalchenko, M. De Mattia, A. Delgado, S. Dildick, R. Eusebi, J. Gilmore, T. Huang, E. Juska, T. Kamon<sup>72</sup>, R. Mueller, Y. Pakhotin, R. Patel, A. Perloff, L. Perniè, D. Rathjens, A. Safonov, A. Tatarinov, K. A. Ulmer

**Texas Tech University, Lubbock, USA**

N. Akchurin, C. Cowden, J. Damgov, F. De Guio, C. Dragoiu, P. R. Duderø, J. Faulkner, E. Gурpinar, S. Kunori, K. Lamichhane, S. W. Lee, T. Libeiro, T. Peltola, S. Undleeb, I. Volobouev, Z. Wang

**Vanderbilt University, Nashville, USA**

S. Greene, A. Gurrola, R. Janjam, W. Johns, C. Maguire, A. Melo, H. Ni, P. Sheldon, S. Tuo, J. Velkovska, Q. Xu

**University of Virginia, Charlottesville, USA**

M. W. Arenton, P. Barria, B. Cox, J. Goodell, R. Hirosky, A. Ledovskoy, H. Li, C. Neu, T. Sinthuprasith, X. Sun, Y. Wang, E. Wolfe, F. Xia

**Wayne State University, Detroit, USA**

C. Clarke, R. Harr, P. E. Karchin, J. Sturdy

**University of Wisconsin-Madison, Madison, WI, USA**

D. A. Belknap, J. Buchanan, C. Caillol, S. Dasu, L. Dodd, S. Duric, B. Gomber, M. Grothe, M. Herndon, A. Hervé, P. Klabbers, A. Lanaro, A. Levine, K. Long, R. Loveless, T. Perry, G. A. Pierro, G. Polese, T. Ruggles, A. Savin, N. Smith, W. H. Smith, D. Taylor, N. Woods

**† Deceased**

- 1: Also at Vienna University of Technology, Vienna, Austria
- 2: Also at State Key Laboratory of Nuclear Physics and Technology, Peking University, Beijing, China
- 3: Also at Institut Pluridisciplinaire Hubert Curien (IPHC), Université de Strasbourg, CNRS/IN2P3, Strasbourg, France
- 4: Also at Universidade Estadual de Campinas, Campinas, Brazil
- 5: Also at Universidade Federal de Pelotas, Pelotas, Brazil
- 6: Also at Université Libre de Bruxelles, Bruxelles, Belgium
- 7: Also at Deutsches Elektronen-Synchrotron, Hamburg, Germany
- 8: Also at Joint Institute for Nuclear Research, Dubna, Russia
- 9: Also at Suez University, Suez, Egypt
- 10: Now at British University in Egypt, Cairo, Egypt
- 11: Also at Ain Shams University, Cairo, Egypt
- 12: Now at Helwan University, Cairo, Egypt
- 13: Also at Université de Haute Alsace, Mulhouse, France
- 14: Also at Skobeltsyn Institute of Nuclear Physics, Lomonosov Moscow State University, Moscow, Russia
- 15: Also at CERN, European Organization for Nuclear Research, Geneva, Switzerland
- 16: Also at RWTH Aachen University, III. Physikalisches Institut A, Aachen, Germany
- 17: Also at University of Hamburg, Hamburg, Germany
- 18: Also at Brandenburg University of Technology, Cottbus, Germany
- 19: Also at Institute of Nuclear Research ATOMKI, Debrecen, Hungary
- 20: Also at MTA-ELTE Lendület CMS Particle and Nuclear Physics Group, Eötvös Loránd University, Budapest, Hungary
- 21: Also at Institute of Physics, University of Debrecen, Debrecen, Hungary

- 22: Also at Indian Institute of Technology Bhubaneswar, Bhubaneswar, India
- 23: Also at University of Visva-Bharati, Santiniketan, India
- 24: Also at Indian Institute of Science Education and Research, Bhopal, India
- 25: Also at Institute of Physics, Bhubaneswar, India
- 26: Also at University of Ruhuna, Matara, Sri Lanka
- 27: Also at Isfahan University of Technology, Isfahan, Iran
- 28: Also at Yazd University, Yazd, Iran
- 29: Also at Plasma Physics Research Center, Science and Research Branch, Islamic Azad University, Tehran, Iran
- 30: Also at Università degli Studi di Siena, Siena, Italy
- 31: Also at Purdue University, West Lafayette, USA
- 32: Also at International Islamic University of Malaysia, Kuala Lumpur, Malaysia
- 33: Also at Malaysian Nuclear Agency, MOSTI, Kajang, Malaysia
- 34: Also at Consejo Nacional de Ciencia y Tecnología, Mexico City, Mexico
- 35: Also at Warsaw University of Technology, Institute of Electronic Systems, Warsaw, Poland
- 36: Also at Institute for Nuclear Research, Moscow, Russia
- 37: Now at National Research Nuclear University 'Moscow Engineering Physics Institute' (MEPhI), Moscow, Russia
- 38: Also at St. Petersburg State Polytechnical University, St. Petersburg, Russia
- 39: Also at University of Florida, Gainesville, USA
- 40: Also at P.N. Lebedev Physical Institute, Moscow, Russia
- 41: Also at INFN Sezione di Padova; Università di Padova; Università di Trento (Trento), Padova, Italy
- 42: Also at Budker Institute of Nuclear Physics, Novosibirsk, Russia
- 43: Also at Faculty of Physics, University of Belgrade, Belgrade, Serbia
- 44: Also at INFN Sezione di Roma; Università di Roma, Roma, Italy
- 45: Also at University of Belgrade, Faculty of Physics and Vinca Institute of Nuclear Sciences, Belgrade, Serbia
- 46: Also at Scuola Normale e Sezione dell'INFN, Pisa, Italy
- 47: Also at National and Kapodistrian University of Athens, Athens, Greece
- 48: Also at Riga Technical University, Riga, Latvia
- 49: Also at Institute for Theoretical and Experimental Physics, Moscow, Russia
- 50: Also at Albert Einstein Center for Fundamental Physics, Bern, Switzerland
- 51: Also at Adiyaman University, Adiyaman, Turkey
- 52: Also at Istanbul Aydin University, Istanbul, Turkey
- 53: Also at Mersin University, Mersin, Turkey
- 54: Also at Cag University, Mersin, Turkey
- 55: Also at Piri Reis University, Istanbul, Turkey
- 56: Also at Gaziosmanpasa University, Tokat, Turkey
- 57: Also at Ozyegin University, Istanbul, Turkey
- 58: Also at Izmir Institute of Technology, Izmir, Turkey
- 59: Also at Marmara University, Istanbul, Turkey
- 60: Also at Kafkas University, Kars, Turkey
- 61: Also at Istanbul Bilgi University, Istanbul, Turkey
- 62: Also at Yildiz Technical University, Istanbul, Turkey
- 63: Also at Hacettepe University, Ankara, Turkey
- 64: Also at Rutherford Appleton Laboratory, Didcot, UK
- 65: Also at School of Physics and Astronomy, University of Southampton, Southampton, UK
- 66: Also at Instituto de Astrofísica de Canarias, La Laguna, Spain
- 67: Also at Utah Valley University, Orem, USA
- 68: Also at Argonne National Laboratory, Argonne, USA
- 69: Also at Erzincan University, Erzincan, Turkey
- 70: Also at Mimar Sinan University, Istanbul, Istanbul, Turkey
- 71: Also at Texas A&M University at Qatar, Doha, Qatar
- 72: Also at Kyungpook National University, Taegu, Korea