

Jet properties in PbPb and pp collisions at $\sqrt{s_{\text{NN}}} = 5.02 \text{ TeV}$



The CMS collaboration

E-mail: cms-publication-committee-chair@cern.ch

ABSTRACT: Modifications of the properties of jets in PbPb collisions, relative to those in pp collisions, are studied at a nucleon-nucleon center-of-mass energy of $\sqrt{s_{\text{NN}}} = 5.02 \text{ TeV}$ via correlations of charged particles with the jet axis in relative pseudorapidity ($\Delta\eta$), relative azimuth ($\Delta\phi$), and relative angular distance from the jet axis $\Delta r = \sqrt{(\Delta\eta)^2 + (\Delta\phi)^2}$. This analysis uses data collected with the CMS detector at the LHC, corresponding to integrated luminosities of $404 \mu\text{b}^{-1}$ and 27.4 pb^{-1} for PbPb and pp collisions, respectively. Charged particle number densities, jet fragmentation functions, and jet shapes are presented as a function of PbPb collision centrality and charged-particle track transverse momentum, providing a differential description of jet modifications due to interactions with the quark-gluon plasma.

KEYWORDS: Heavy Ion Experiments, Heavy-ion collision, Jet physics, Quark gluon plasma

ARXIV EPRINT: [1803.00042](https://arxiv.org/abs/1803.00042)

Contents

1	Introduction	1
2	The CMS detector	2
3	Event selection and simulated event samples	3
4	Jet and track reconstruction	3
5	Jet-track angular correlations	4
6	Systematic uncertainties	6
7	Results	8
8	Summary	13
	The CMS collaboration	19

1 Introduction

Jets can be used as proxies for partons produced in the initial hard scatterings in heavy ion collisions to probe the properties of the quark-gluon plasma (QGP), a new state of matter characterized by an increase in the color degrees of freedom. One of the well-established properties of the QGP is its high opacity to such penetrating probes, resulting in significant energy loss of partons traversing the hot nuclear matter. Parton energy loss manifests itself in a variety of experimental observables, including suppression of high transverse momentum (p_T) hadrons and jets, as well as modifications of the properties of parton showers. These phenomena, collectively referred to as jet quenching [1], were first observed at the BNL RHIC [2, 3], and subsequently at the CERN LHC [4–7]. The LHC experiments have previously demonstrated that the medium also affects the structure of a jet, as observed from measurements of the jet fragmentation pattern [8, 9] and the distribution of charged-particle transverse momenta (p_T^{trk}) as a function of the relative angular distance Δr from the jet axis [10], where lowercase r is used explicitly to avoid conflict with the jet clustering distance parameter R [11]. The distance Δr is given by $\Delta r = \sqrt{(\Delta\eta)^2 + (\Delta\phi)^2}$, where $\Delta\eta$ and $\Delta\phi$ denote the relative pseudorapidity and azimuthal angle (in radians) with respect to the jet axis, respectively. These modifications extend to large values of $\Delta\eta$ and $\Delta\phi$ [12–14]. Various theoretical models have since attempted to account for these modifications [15–19], and while most models reproduce the modification effects close to the jet axis, the large modifications far from the jet axis ($\Delta r > 0.5$) are not yet understood.

This paper describes modifications to jet structure in PbPb collisions at a nucleon-nucleon center of mass energy $\sqrt{s_{\text{NN}}} = 5.02$ TeV relative to pp collisions at the same energy, extending previous results based on 2.76 TeV data [10, 13]. At the higher collision energy, an increase in the magnitude of jet quenching is expected because of the greater medium density and temperature [20], potentially increasing the size of the modification effects. The data were collected by the CMS detector at the LHC and correspond to integrated luminosities of $404 \mu\text{b}^{-1}$ and 27.4pb^{-1} for PbPb and pp collisions, respectively. The distributions of charged-particle tracks with respect to the jet axis are studied as a function of $\Delta\eta$, $\Delta\phi$, and Δr . The jet shapes $\rho(\Delta r)$, defined as the distribution of particle yields in Δr weighted by $p_{\text{T}}^{\text{trk}}$, are also examined. The results are presented differentially in $p_{\text{T}}^{\text{trk}}$ and as a function of the overlap of the colliding Pb nuclei (centrality), with head-on collisions defined as most central. Compared to the size of the data samples in ref. [13], the present study uses a much larger data set and, hence, has a greater statistical precision. This also allows the measurements to be extended to larger distances with respect to the jet axis.

2 The CMS detector

The central feature of the CMS apparatus is a superconducting solenoid of 6 m internal diameter, providing a magnetic field of 3.8 T. Within the solenoid volume are a silicon pixel and strip tracker, a lead tungstate crystal electromagnetic calorimeter (ECAL), and a brass and scintillator hadron calorimeter (HCAL), each composed of barrel and endcap sections. Two hadronic forward (HF) steel and quartz-fiber calorimeters complement the barrel and endcap detectors, extending the calorimeter from the range $|\eta| < 3.0$ provided by the barrel and endcap out to $|\eta| < 5.2$. The scalar p_{T} sum of calorimeter towers in the HF region ($4.0 < |\eta| < 5.2$) is used to define the event centrality in PbPb events and to divide the event sample into centrality classes, each representing a percentage of the total nucleus-nucleus hadronic interaction cross section. A detailed description of the centrality determination can be found in ref. [6].

Jets are reconstructed within the range $|\eta| < 1.6$. In the region $|\eta| < 1.74$, the HCAL cells have widths of 0.087 in both η and ϕ and thus provide high granularity. Within the central barrel region of $|\eta| < 1.48$, the HCAL cells map onto 5×5 ECAL crystal arrays to form calorimeter towers projecting radially outwards from the nominal interaction point. Within each tower, the energy deposits in ECAL and HCAL cells are summed to define the calorimeter tower energies, which are subsequently clustered to reconstruct the jet energies and directions [21].

The CMS silicon tracker measures charged-particle tracks within $|\eta| < 2.5$. It consists of 1440 silicon pixel and 15 148 silicon strip detector modules. For charged particles with $1 < p_{\text{T}} < 10$ GeV in the barrel region, the track resolutions are typically 1.5% in p_{T} and 25–90 (45–150) μm in the impact parameter direction transverse (longitudinal) to the colliding beams [22]. A detailed description of the CMS detector, together with a definition of the coordinate system used and the relevant kinematic variables, can be found in ref. [23].

3 Event selection and simulated event samples

The pp and PbPb data are selected with a calorimeter-based trigger that uses the anti- k_T jet clustering algorithm with distance parameter of $R = 0.4$ [24]. The trigger requires events to contain at least one jet with $p_T > 80$ GeV. This trigger is fully efficient for events containing jets with reconstructed $p_T > 90$ GeV. For both PbPb and pp collisions, the data selected by this trigger are referred to as “jet-triggered”, and are used to study the jet-related particle yields. While jet-triggered samples are used in pp collisions to correct for the limited jet and track acceptance via an event mixing technique described in section 5, an additional data sample collected with a minimum-bias trigger [25] is used for this correction in PbPb collisions in order to properly capture the long-range correlated particle yields in PbPb data. To reduce contamination from noncollision events, including calorimeter noise and beam-gas collisions, vertex and noise filters are applied to both the pp and PbPb data as described in previous analyses [5, 6]. The filters include the requirements that events contain at least 3 GeV of energy in each of the two HF calorimeters and that a primary vertex with at least two tracks be present within 15 cm of the center of the nominal interaction region along the beam axis ($|v_z| < 15$ cm).

Monte Carlo (MC) simulated event samples are used to evaluate the performance of the event reconstruction, particularly the track reconstruction efficiency and the jet energy response and resolution. The MC samples use the PYTHIA (version 6.424, tune Z2 [26, 27]) event generator to describe the hard scattering, parton showering, and hadronization of the partons. The GEANT4 [28] toolkit is used to simulate the CMS detector response. To account for the soft underlying PbPb event component, the hard PYTHIA interactions are embedded into simulated minimum-bias PbPb events, produced with the HYDJET 1.383 [29] event generator. We refer to this latter sample as PYTHIA+HYDJET.

In PbPb collisions, jets are produced more frequently in central events than in noncentral events because of the large number of binary collisions per nuclear interaction. Since the HYDJET event generator simulates minimum-bias PbPb collisions only, a centrality-based reweighting is applied to the PYTHIA+HYDJET sample in order to match the centrality distribution of the jet-triggered PbPb data. An additional reweighting procedure is performed to match the simulated v_z distributions to data for both the pp and PbPb samples.

4 Jet and track reconstruction

The jet reconstruction in PbPb and pp events is performed with the anti- k_T jet algorithm with a distance parameter of $R = 0.4$, as implemented in the FASTJET framework [11], with individually calibrated calorimeter towers as input. Only calorimeter information is used in order to avoid biases due to an interplay between track reconstruction efficiency and the jet energy scale. In PbPb collisions, the contributions of the underlying event are subtracted using a variant of the iterative “noise/pedestal subtraction” technique described in ref. [30]. Following the subtraction, jets are calibrated such that the calorimeter response is uniform as a function of jet p_T and η . A reweighting procedure based on the number of combined calorimeter towers and associated charged-particle tracks with $p_T > 2$ GeV is then applied

to correct for the variation in detector response with the total number of jet constituents. This latter calibration corrects for a difference in the simulated calorimetric jet energy response between quark and gluon jets and reduces the difference in this response between the two jet flavors, as a function of jet p_T , from 10% to around 3%. After reconstruction and offline jet energy calibration, jets are required to have $p_T > 120$ GeV and $|\eta| < 1.6$. Within this selection, it is possible for multiple jets to be selected from the same event. Roughly 25% of pp events contain multiple jets that satisfy all kinematic selection criteria and no additional selections are made to distinguish between leading and subleading jets in this measurement.

For pp data and simulations, charged-particle tracks are reconstructed using an iterative tracking method [22] that allows the reconstruction of charged-particle tracks within $|\eta| < 2.4$ down to $p_T = 0.1$ GeV. For the PbPb case, an alternative iterative charged-particle reconstruction procedure is employed because of the large track multiplicity in such collisions, as discussed in earlier heavy ion analyses [10, 31]. This reconstruction algorithm is based on hit information from both the pixel and silicon strip subdetectors and is capable of reconstructing charged-particle tracks down to $p_T = 0.4$ GeV. The tracking efficiency in pp collisions ranges from approximately 80% at $p_T = 0.5$ GeV to 90% or higher for $p_T > 10$ GeV. Track reconstruction is more difficult in the heavy ion environment because of the large track multiplicity and so the tracking efficiency ranges from approximately 30% at $p_T = 0.5$ GeV to about 70% at $p_T = 10$ GeV [32]. Corrections for the tracking efficiency and related effects are derived as a function of p_T^{trk} , η , and ϕ using PYTHIA simulations, and, additionally for PbPb events, as a function of centrality using PYTHIA+HYDJET.

5 Jet-track angular correlations

Correlations between reconstructed jets and charged-particle tracks are studied by forming a two-dimensional array of the $\Delta\eta$ and $\Delta\phi$ values of the tracks relative to the jet axis. Events in PbPb collisions are divided into four centrality intervals based on the fraction of the total recorded energy that is collected within the HF calorimeter, given by 0–10% (most central, corresponding to the largest overlap of the colliding nuclei), 10–30%, 30–50%, and 50–100% (most peripheral), and into eight bins of p_T^{trk} bounded by the values 0.7, 1, 2, 3, 4, 8, 16, 20, and 300 GeV. After classification, the jet-track correlation yields are normalized by the number of jets in the sample and corrected for tracking efficiency on a per-track basis. The normalization creates a per-jet averaged $\Delta\eta$ – $\Delta\phi$ distribution of charged particles about the jet axis for each p_T^{trk} and centrality interval. For the jet shape measurements, the two-dimensional correlations are weighted by p_T^{trk} on a per-track basis, producing a per-jet averaged $\Delta\eta$ – $\Delta\phi$ distribution of p_T^{trk} about the jet axis.

Following construction of the two-dimensional correlations described above, the remaining analysis procedure consists of the following three steps: first, an acceptance correction is derived using a mixed-event method, which accounts for the effects of the limited detector acceptance. Second, the backgrounds from tracks unrelated to jets are subtracted using a region in $\Delta\eta$ far from the jet axis. Third, simulation-derived corrections are applied to account for jet reconstruction biases. Each of these steps is described in detail below.

As a consequence of the shape of the jet and track η distributions and the different acceptance requirements for jets ($|\eta| < 1.6$) and tracks ($|\eta| < 2.4$), the jet-track correlation yield decreases with increasing $\Delta\eta$. This decrease is due to a combination of the η -dependence of jet and particle production, as well as the limited detector acceptance. Jet-track pairs, therefore, have a higher probability to be reconstructed at central values of jet and/or track η than in the forward or backward regions. To correct for this pair-acceptance effect, a mixed-event distribution is constructed by creating jet-track pairs using jets from the jet-triggered event sample and tracks from a sample of minimum-bias events, matched in the vertex position along the beam axis (within 1 cm) and collision centrality (within 2.5%). This procedure is analogous to that employed for two-particle correlations in refs. [33–35] and for jet-track correlations in refs. [13, 14, 36]. In the following, N_{jets} denotes the total number of jets satisfying the selection criteria, either from pp or PbPb collisions. The per-jet associated yield is corrected for the acceptance effects via the following relation:

$$\frac{1}{N_{\text{jets}}} \frac{d^2 N}{d\Delta\eta d\Delta\phi} = \frac{ME(0,0)}{ME(\Delta\eta, \Delta\phi)} S(\Delta\eta, \Delta\phi), \quad (5.1)$$

where the signal pair distribution, $S(\Delta\eta, \Delta\phi)$, represents the yield of jet-track pairs from the same event, normalized by N_{jets} ,

$$S(\Delta\eta, \Delta\phi) = \frac{1}{N_{\text{jets}}} \frac{d^2 N^{\text{same}}}{d\Delta\eta d\Delta\phi}, \quad (5.2)$$

and the mixed-event pair distribution $ME(\Delta\eta, \Delta\phi)$ is

$$ME(\Delta\eta, \Delta\phi) = \frac{1}{N_{\text{jets}}} \frac{d^2 N^{\text{mix}}}{d\Delta\eta d\Delta\phi}. \quad (5.3)$$

The ratio $ME(0,0)/ME(\Delta\eta, \Delta\phi)$ is the normalized correction factor; $ME(0,0)$ is the mixed-event yield for jet-track pairs that are approximately collinear. These collinear pairs have the maximum pair acceptance.

The acceptance-corrected distributions resulting from eq. (5.1) exhibit a Gaussian-like peak confined to a fairly narrow $\Delta\eta$, $\Delta\phi$ range on top of a large background from unrelated jet-track pairs and pairs connected through long-range correlations, e.g., azimuthal anisotropies. To model this background, the $\Delta\phi$ distribution averaged over $1.5 < |\Delta\eta| < 2.5$ is used to estimate the $\Delta\phi$ -dependence of the combinatoric contribution to the correlations over the entire $|\Delta\eta| < 5.0$ region and is subtracted from the acceptance-corrected yields of eq. (5.1). The use of a narrow range in $\Delta\eta$ to model the background automatically accounts for the magnitude of the azimuthal anisotropy contribution, without the need for an explicit measurement.

Finally, simulation-based corrections are applied to account for jet position resolution and two biases in the jet reconstruction: a bias toward selecting jets with a harder constituent p_T spectrum (affecting PbPb and pp events similarly), and a bias toward selecting jets that are affected by upward fluctuations in the p_T values of the objects in the soft underlying event (relevant for PbPb events only). Jets with a harder constituent p_T spectrum

are more likely to be successfully reconstructed than jets with a softer constituent p_T spectrum because the calorimeter response does not scale linearly with incident particle energy, resulting in a bias toward the selection of jets with fewer associated tracks. This bias is reduced, but not eliminated, by applying the jet energy corrections mentioned above based on the number of jet constituents. A residual correction for this bias is derived following the method described in refs. [12–14], by comparing per-jet yields of generated particles correlated to reconstructed jets relative to those correlated to generated jets. For pp events, this correction is derived using the PYTHIA simulation. For PbPb events, we consider only generated particles from the embedded PYTHIA hard process, excluding particles from the underlying event.

For PbPb events, there is an additional jet reconstruction bias toward the selection of jets that are produced in the vicinity of upward fluctuations in the underlying event. Since the jet p_T spectrum falls steeply, more jets on upward fluctuations are included in the sample than jets on downward fluctuations are excluded. To estimate and then account for this bias, we follow a similar procedure to that outlined in refs. [13, 14, 37]. We consider correlations in the PYTHIA+HYDJET sample between reconstructed jets and generated particles from only the HYDJET underlying event, excluding particles from the embedded hard process. To avoid propagating low- p_T HYDJET fluctuations to the data, the per-jet excess yields from the HYDJET underlying event are fit with Gaussian functions in both $\Delta\eta$ and $\Delta\phi$ and applied as a correction to the PbPb data.

6 Systematic uncertainties

A number of sources of systematic uncertainty are considered, including effects from the tracking efficiency, acceptance corrections, background subtraction, and jet reconstruction. Where relevant, systematic uncertainties related to tracking and jet reconstruction are determined by comparing properties of reconstructed PYTHIA and PYTHIA+HYDJET events to their generated counterparts. Jet reconstruction related sources of systematic uncertainty include the two biases in jet reconstruction discussed in section 5 and the jet energy scale (JES).

To evaluate the uncertainty related to the jet reconstruction biases and the jet position resolution, three variations of the analysis are performed to gauge differences of the jet energy calorimetric response in data relative to the MC simulation. First, the collision reaction plane dependence of the jet reconstruction performance is tested by determining the corrections independently for in-plane and out-of-plane jets, where the reaction plane is the plane containing the beam axis and the projection onto the transverse plane of the line connecting the centers of the colliding nuclei. The difference in the corrections and hence the resulting uncertainty is found to be negligible. Second, the uncertainties associated with the evaluation of the magnitude of both jet reconstruction biases are obtained by varying the corresponding acceptance correction and background subtraction within their statistical uncertainties. For the jet constituent hardness bias, the resulting uncertainty in the correction factor is found to be negligible. Conversely, for the correction accounting for upward underlying event fluctuations, the uncertainty is found to vary between 1 and 18%

of the total correction, strongly depending on p_T^{trk} and the centrality. Third, the dependence on the relative numbers of quark and gluon jets is studied. By fitting distributions of the quark and gluon jet constituent multiplicities in simulation, we obtain templates that are used in a fit to estimate the fraction of quark and gluon jets in data. We observe that the quark jet fraction in data is centrality dependent, ranging between 49 and 56%, while the quark jet fraction in simulation is constant at approximately 42%. The jet reconstruction bias corrections are reweighted in simulation to correspond to the measured ratio of quark to gluon jets. The reweighting has a negligible impact on the correction accounting for upward fluctuations in the underlying event, but affects the corrections that account for the bias toward jets with a harder constituent p_T spectrum on the order of 10%, resulting in an uncertainty of 2% in the correlated yields. In addition to the uncertainties evaluated from these three variations of the analysis, an uncertainty associated with the Gaussian fitting procedure described at the end of section 5 is given by the uncertainty in this fit, though this uncertainty is negligible compared to the overall reconstruction bias uncertainty.

The JES is subject to three sources of uncertainty, all of roughly equal magnitude. All are related to potential differences between simulation and data. First, differences in the relative fraction of quark and gluon jets can affect the overall energy scale of the jet sample. Second, jet quenching effects in PbPb events are not simulated in HYDJET. Third, residual differences in the calorimeter response exist between data and simulation. All three sources are conservatively accounted for by a 5% variation in the jet energy scale. Template fits are used to estimate the quark and gluon jet fractions in pp data, absent of quenching effects, and are found to be consistent to within 5%. Studies of jet quenching result in an estimate of a 7–10 GeV shift in jet energy, roughly half of which remains in the jet cone. Finally, residual differences in calorimeter response are estimated using gamma-jet correlations [12]. These studies yield observed discrepancies of up to 5% in the calorimeter response between photons and jets. To evaluate the effect of all these uncertainties on the results, we vary the jet p_T threshold of 120 GeV up and down by 6 GeV, corresponding to a shift of 5%. The resulting uncertainty in the correlated yields is found to be around 2%, because the jet multiplicities vary only slowly as a function of jet p_T .

The uncertainty related to the tracking efficiency is estimated from simulation by taking the ratio between the corrected reconstructed yields and the corresponding generated yields. This ratio is referred to as the “closure” and its deviation from unity defines the systematic uncertainty. The systematic uncertainty in the tracking correction is found to be 1% in both PbPb and pp events, noting that the PbPb closure is derived using simple two-dimensional efficiency tables in η and ϕ , while the pp closure uses a multidimensional parameterization of the tracking efficiency. An uncertainty is also evaluated to account for possible differences in track reconstruction between data and simulation, including the erroneous reconstruction of tracks, and is found to be 5% (4%) in PbPb (pp) events.

The uncertainty arising from long-range $\Delta\eta$ -dependent asymmetries of the mixed-event acceptance correction is estimated by considering the sideband asymmetry of the correlated yield after dividing by the mixed-event background. Ideally, the mixed-event acceptance corrected signal is composed of a correlated jet-track yield sitting on top of an uncorrelated background. Far from the jet axis, the uncorrelated background should

Source	PbPb centrality intervals				pp
	0–10%	10–30%	30–50%	50–100%	
Background fluctuation bias	1–15	0–11	0–5	0–2	—
Jet constituent p_T bias	2	2	2	2	2
Residual JES	4	4	4	4	4
Tracking efficiency	1	1	1	1	1
Residual tracking efficiency	5	5	5	5	4
Pair-acceptance corrections	1–4	1–2	1–2	1–2	1–2
Background subtraction	0–4	0–4	0–4	0–3	0–3
Total	7–17	7–14	7–10	7–8	6–7

Table 1. Systematic uncertainties in percentage for the measurements of the jet-track correlations in PbPb and pp events. The PbPb results are given in intervals of centrality. Where an uncertainty range is given, the upper edge of the range corresponds to the bin with the smallest p_T^{trk} values.

dominate the mixed event corrected signal and, thus, the signal is expected to be uniform for $|\Delta\eta| > 1.5$. To probe for discrepancies from this ideal case, each sideband region of the final $\Delta\eta$ distribution ($-2.5 < \Delta\eta < -1.5$ and $1.5 < \Delta\eta < 2.5$) is independently fit with a constant to estimate the nonuniformity of the mixed event correction, with respect to any residual $\Delta\eta$ asymmetry. The difference between these two fits is assigned as a systematic uncertainty, and is found to be about 5% for the lowest p_T^{trk} bin, where such effects are largest.

Uncertainties associated with the background subtraction are evaluated by considering the average point-to-point difference between two sideband regions ($1.5 < |\Delta\eta| < 2.0$ and $2.0 < |\Delta\eta| < 2.5$) following the background subtraction. In central events (0–10%), the background subtraction uncertainty is found to be roughly 4% for the lowest p_T^{trk} bin, where the ratio of signal to background events is lowest, and decreases as a function of centrality and p_T^{trk} .

The systematic uncertainties from all sources are added in quadrature. Table 1 lists the ranges of the estimated contributions from the individual sources.

7 Results

Figures 1 and 2 present the PbPb and pp charged-particle track yields as a function of $\Delta\eta$ and $\Delta\phi$, respectively. The results are shown for the different centrality regions, with stacked histograms to indicate the intervals in p_T^{trk} , and open circles to denote the inclusive summed yields. To illustrate the dependence of the results on the medium, the difference between the PbPb and pp data are shown in the bottom row of each figure. Note the inclusive points shown by the open circles on this row are the sum of both the positive and negative contributions. The distributions exhibit an enhancement of soft particles ($p_T^{\text{trk}} < 3 \text{ GeV}$) in the PbPb data, relative to the pp data, that becomes more pronounced with increasing centrality. This low- p_T^{trk} excess is relatively symmetric in $\Delta\eta$ and $\Delta\phi$ and remains significant even for large $\Delta\eta$ and $\Delta\phi$. The particle yield excess in the PbPb

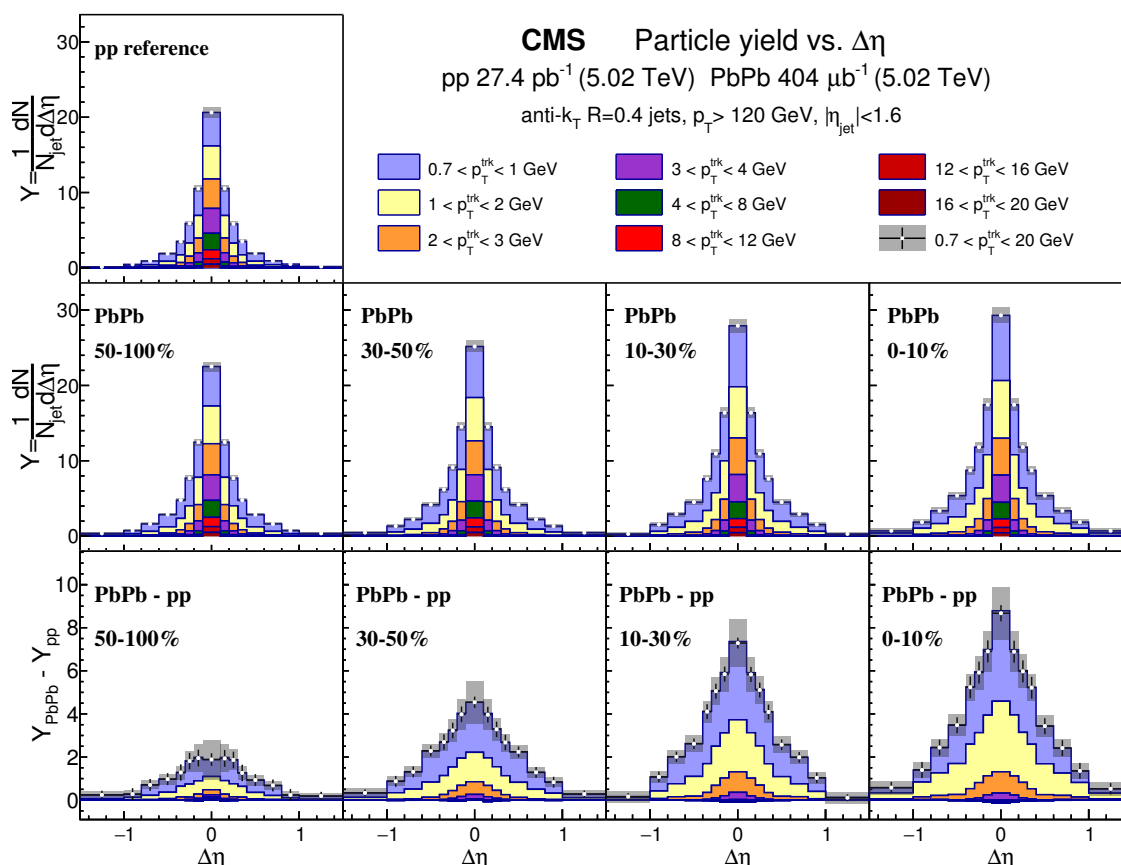


Figure 1. The distribution of jet-correlated charged-particle tracks with $|\Delta\phi| < 1.0$ as a function of $\Delta\eta$ in pp (top left) and PbPb (middle row) collisions. The PbPb results are shown for different centrality regions. The bottom row shows the difference between the PbPb and pp data. The intervals in p_T^{trk} are indicated by the stacked histograms. The inclusive points ($0.7 < p_T^{\text{trk}} < 20$ GeV) are shown by open white circles. The grey bands surrounding these points show the total systematic uncertainties.

data decreases with increasing p_T^{trk} , such that no significant enhancement is observed for $p_T^{\text{trk}} > 3$ GeV.

Figure 3 shows the jet-track correlations as a function of Δr . As for the $\Delta\eta$ and $\Delta\phi$ distributions, an enhancement for $p_T^{\text{trk}} > 3$ GeV is seen in the PbPb data relative to the pp data, which increases with increasing centrality. The change of slope in the figures at $\Delta r = 0.4$ is due to the nature of the anti- k_T algorithm, where low- p_T particles just inside the jet radius parameter are generally clustered within the jet and particles just outside the radius are not.

To further illustrate the p_T^{trk} dependence of the results, figure 4 (top row) shows the charged-particle track yields in PbPb and pp events as a function of p_T^{trk} , integrated over $\Delta\eta$ and $\Delta\phi$. The excess observed in PbPb events is seen to decrease smoothly with increasing p_T^{trk} , in each centrality interval. For $p_T^{\text{trk}} > 3$ GeV, the PbPb results are consistent with those from the pp collisions. Figure 4 also shows a comparison of the results at 5.02 TeV

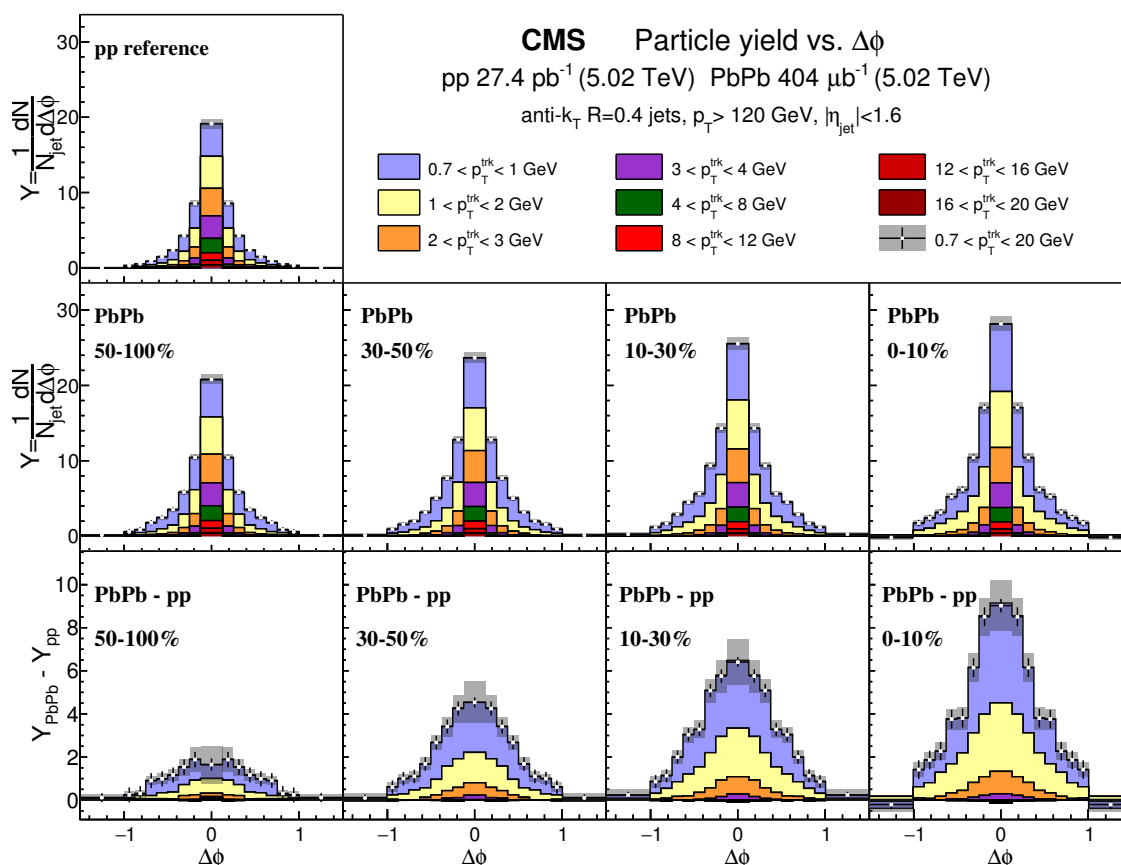


Figure 2. The distribution of jet-correlated charged-particle tracks with $|\Delta\eta| < 1.0$ as a function of $\Delta\phi$ in pp (top left) and PbPb (middle row) collisions. The PbPb results are shown for different centrality regions. The bottom row shows the difference between the PbPb and pp data. The intervals in p_T^{trk} are indicated by the stacked histograms. The inclusive points ($0.7 < p_T^{\text{trk}} < 20$ GeV) are shown by open white circles. The grey bands surrounding these points show the total systematic uncertainties.

with those previously obtained at 2.76 TeV [13] in order to show the dependence of the excess on the center-of-mass energy. The results from the two center-of-mass energies are consistent within one standard deviation.

Measurements of the jet shapes $\rho(\Delta r)$ are obtained by examining the distribution of charged-particle tracks in annular rings of width $\Delta r = 0.05$ around the jet axis, with each particle weighted by its p_T^{trk} value. In contrast to figures 1–4, tracks with $p_T^{\text{trk}} > 20$ GeV are included in these distributions as they make a significant contribution to the jet momentum, even though their rate is small. The resulting transverse momentum profile $P(\Delta r)$ of the jet is defined as:

$$P(\Delta r) = \frac{1}{\delta r} \frac{1}{N_{\text{jets}}} \sum_{\text{jets}} \sum_{\text{tracks} \in (\Delta r_a, \Delta r_b)} p_T^{\text{trk}}, \quad \Delta r < 1, \quad (7.1)$$

where Δr_a and Δr_b define the annular edges of Δr , and $\delta r = \Delta r_b - \Delta r_a$. This profile is

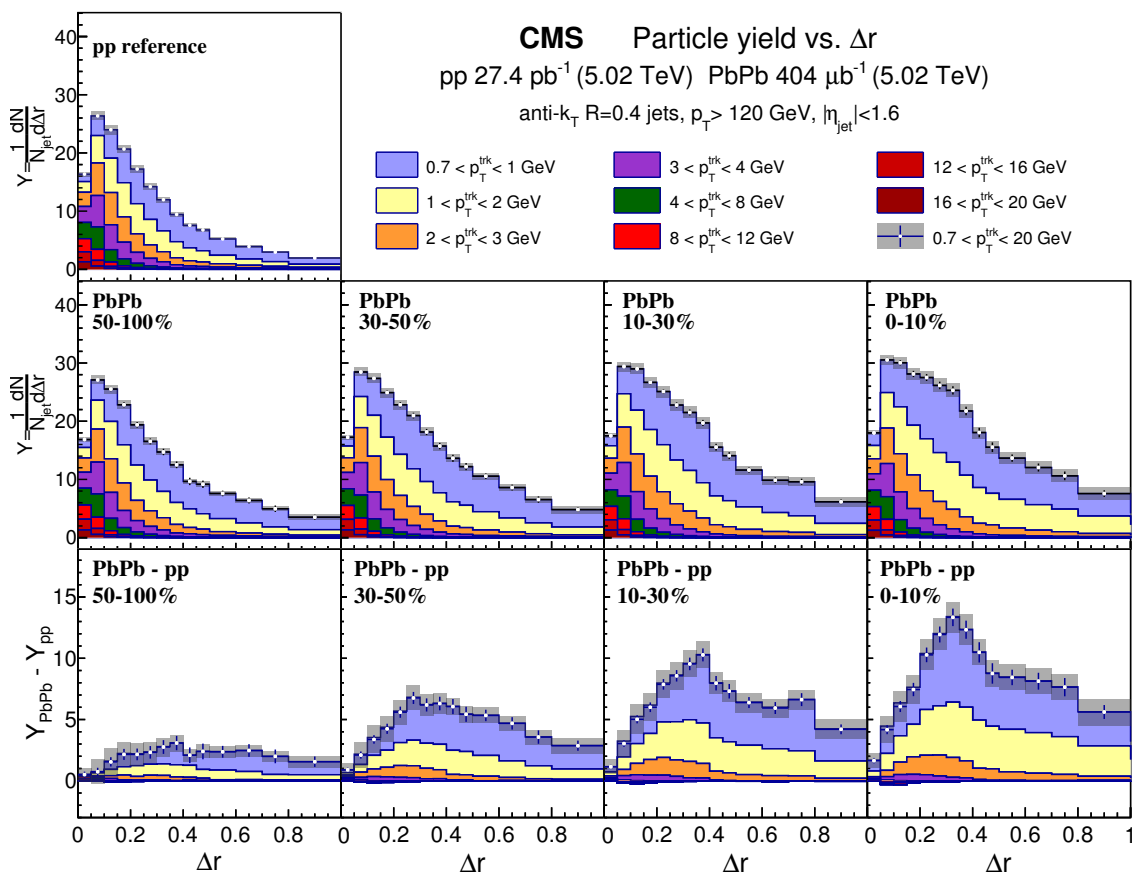


Figure 3. The distribution of jet-correlated charged-particle tracks as a function of Δr in pp (top left) and PbPb (middle row) collisions. The PbPb results are shown for different centrality regions. The bottom row shows the difference between the PbPb and pp data. The intervals in p_T^{trk} are indicated by the stacked histograms. The inclusive points ($0.7 < p_T^{\text{trk}} < 20$ GeV) are shown by open white circles. The grey bands surrounding these points show the total systematic uncertainties.

normalized to unity within $\Delta r = 1$ to produce $\rho(\Delta r)$:

$$\rho(\Delta r) = \frac{P(\Delta r)}{\sum_{\text{jets}} \sum_{\text{tracks}} p_T^{\text{trk}}}. \quad (7.2)$$

The plots in the top left and middle row of figure 5 show the $P(\Delta r)$ distribution for pp and PbPb events, respectively. The bottom row shows the ratio of the PbPb to the pp data for three different ranges in p_T^{trk} , namely $p_T^{\text{trk}} > 0.7$, 2.0, and 4.0 GeV. These results demonstrate a large excess of soft particles in PbPb events relative to pp events at intermediate to large angles from the jet axis, compensated for by a relative depletion at all angles of tracks at high- p_T^{trk} . For charged-particle tracks with $p_T^{\text{trk}} > 0.7$ GeV, the difference between the PbPb and pp data reaches nearly a factor of two for large Δr in central collisions, as seen from the bottom right plot in figure 5. This behavior is possibly due to a combination of jet quenching in the medium and the so called “backreaction” response of the medium to the jet, where the jet induces spallation-type effects in the

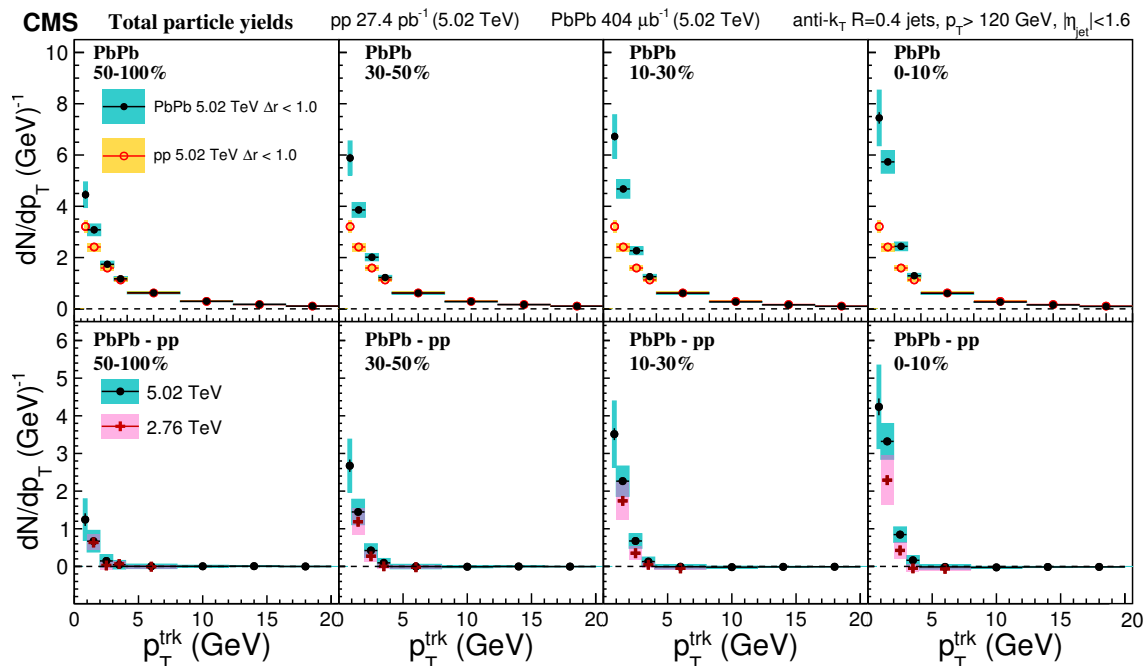


Figure 4. The distribution of jet-correlated charged-particle tracks with $\Delta r < 1$ (top row) as a function of p_T^{trk} in PbPb and pp collisions. The PbPb results are shown for different centrality regions. Statistical uncertainties are shown by the vertical error bars and systematic uncertainties by the shaded boxes. The corresponding results for the difference between the PbPb and pp data are shown in the bottom row, with the analogous difference observed at 2.76 TeV [13].

soft underlying event, increasing low- p_T^{trk} contributions over a wide range in Δr . Out of a number of theoretical models at 2.76 TeV [19, 38–40] only those that include such effects in combination with other processes, like jet quenching and jet broadening, are able to reproduce the large low- p_T^{trk} excesses at very large Δr observed in the momentum profiles.

The analogous results for $\rho(\Delta r)$ are shown in figure 6. The ratios of the PbPb to the pp data, presented in the bottom row of figure 6, are shown for the inclusive range $0.7 < p_T^{\text{trk}} < 300$ GeV. A redistribution of energy from small to large angles relative to the jet axis is evident from these data, as seen (for example) from the dip and then rise in the PbPb/pp ratio distributions as Δr increases. The effect is more pronounced in central events. From figure 6, we conclude that this large enhancement at large Δr is dominated by the contribution from low- p_T^{trk} tracks, has pronounced centrality dependence, and, as shown in figure 4, is slightly larger at higher center-of-mass energy.

Note that for the 2.76 TeV data, shown in figure 2 of ref. [14], the PbPb/pp jet shape ratios for leading jets at large Δr are larger than those shown for inclusive jets from 5.02 GeV in figure 6 of this manuscript. This is mainly because the jet shape in the 2.76 TeV pp reference data falls more steeply as a function of Δr than at 5.02 TeV, resulting in a larger value for the 2.76 TeV ratio even though the magnitude of the modification effects is similar at the two energies. This difference in the shape of the two pp reference samples is also present in the PYTHIA simulation, where the effect is due to differences in the relative fraction of quark and gluon jets at the two energies.

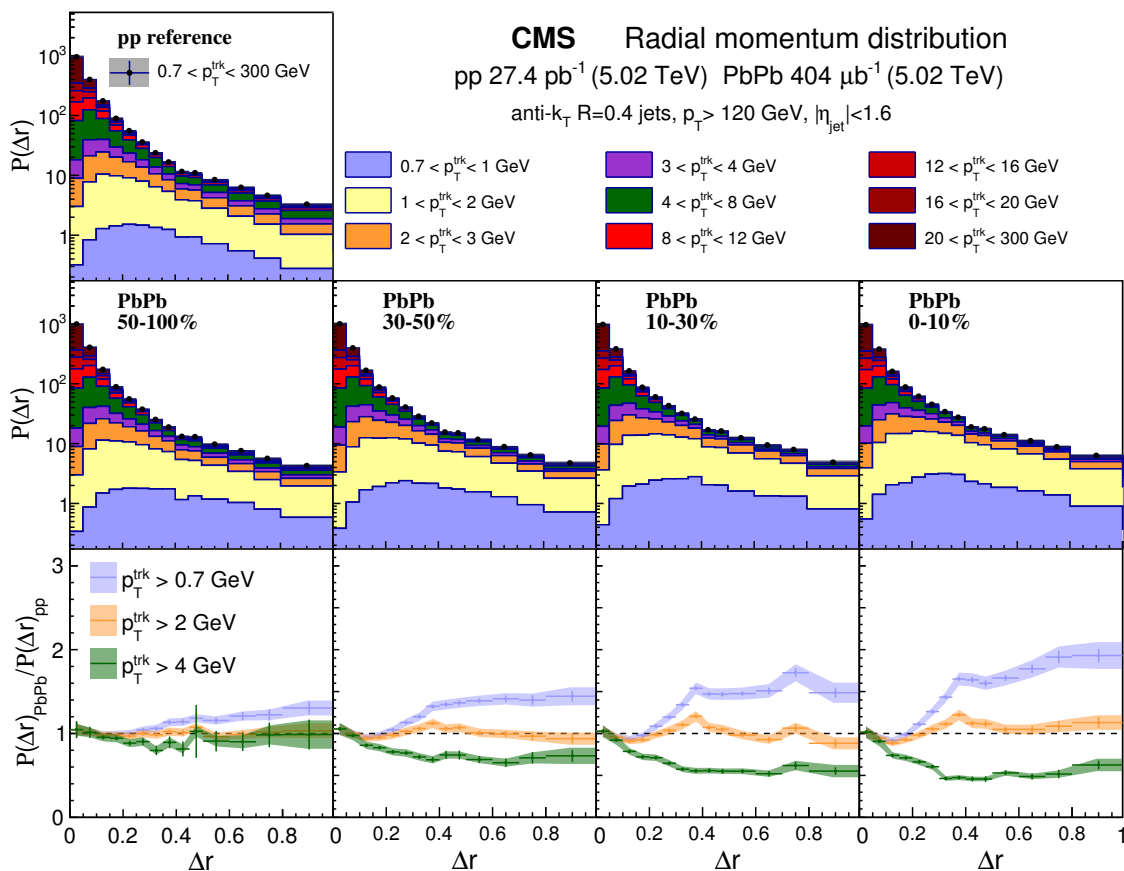


Figure 5. The radial jet momentum distribution $P(\Delta r)$ of jets in pp (top left) and PbPb (middle row) collisions. The PbPb results are shown for different centrality regions. The bottom row shows the ratio between PbPb and pp data for the indicated intervals of p_T^{trk} . The shaded bands show the total systematic uncertainties.

8 Summary

In this paper, measurements are presented of the modifications to charged-particle track yields associated with jets and jet shapes in PbPb collisions with respect to pp collisions using data collected with the CMS detector at the LHC at a nucleon-nucleon center-of-mass energy of $\sqrt{s_{\text{NN}}} = 5.02$ TeV. The correlations of charged particles having transverse momentum $p_T^{\text{trk}} > 0.7$ GeV and pseudorapidity $|\eta| < 2.4$ with the jet axis of jets having $p_T > 120$ GeV and $|\eta| < 1.6$ are studied. Charged particle yields associated with jets are shown as a function of relative angular distance $\Delta r = \sqrt{(\Delta\eta)^2 + (\Delta\phi)^2}$ from the jet axis, as well as individually in $\Delta\eta$ and $\Delta\phi$. In these studies, a strong enhancement of tracks with $p_T^{\text{trk}} < 3$ GeV, extending to large angles, is found in PbPb collisions with respect to pp collisions. This low p_T excess remains correlated with the jet axis, but the distribution is broader in PbPb than that observed in the corresponding p_T bin of pp collisions, which could indicate

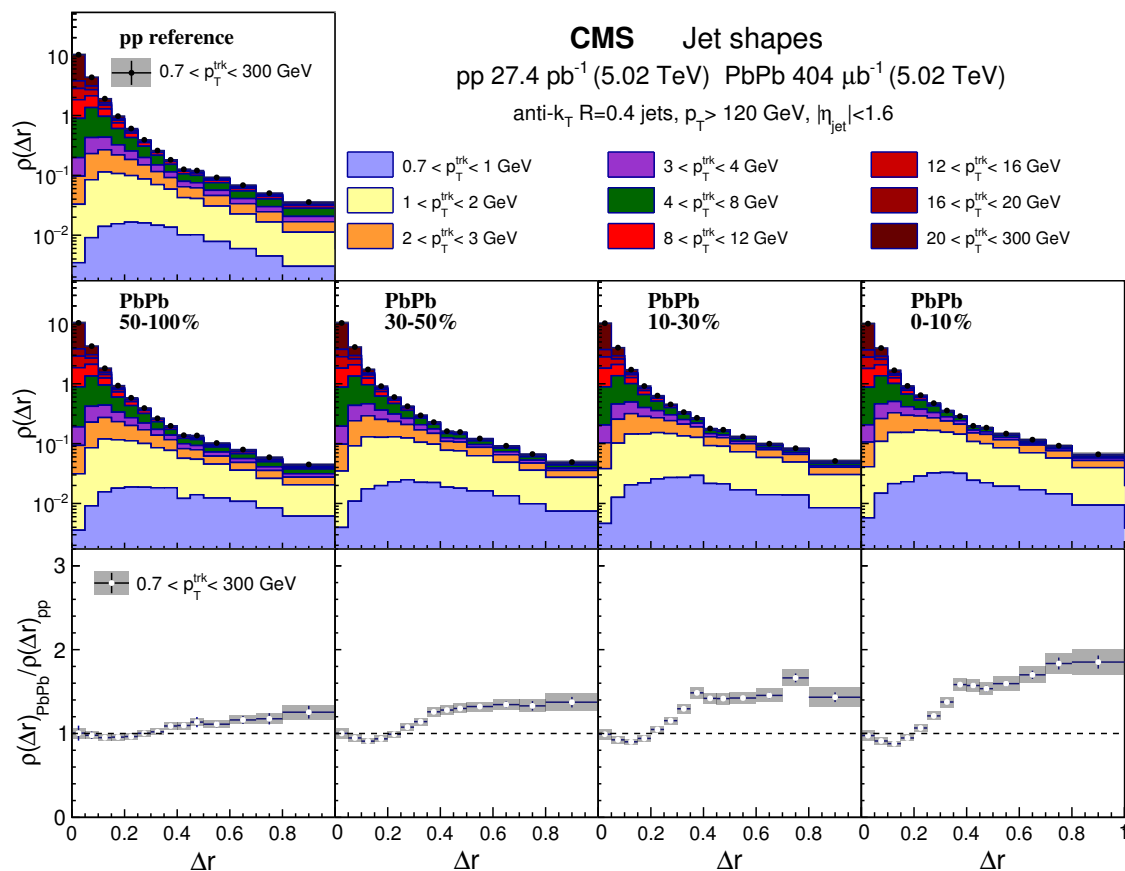


Figure 6. The jet shape $\rho(\Delta r)$ in pp (top left) and PbPb (middle row) collisions. The PbPb results are shown for different centrality regions. The bottom row shows the ratio between the PbPb and pp data for the inclusive range $0.7 < p_T^{\text{trk}} < 300$ GeV. The shaded band in the ratio plots shows the total systematic uncertainty.

additional in-medium gluon radiation and/or a medium backreaction, i.e., a wake-like response of the QGP to the propagating parton. For PbPb events with centrality 0–10%, the correlated yield is increased relative to pp collisions at low p_T by up to a factor of two.

In addition to these charged-particle yields, we examine the jet transverse momentum profile $P(\Delta r)$ and the jet shape $\rho(\Delta r)$ variables, defined using the distribution of charged-particle tracks in annular rings around the jet axis, with each particle weighted by its p_T^{trk} value. A redistribution of energy from small to large angles from the jet axis is observed for PbPb relative to pp events, with the most pronounced effect seen for central collisions. The energy flow within the jet is modified by shifting the momentum away from the jet axis out to large relative angular distances such that in central PbPb collisions, the ratio of the jet shapes in PbPb to pp collisions approaches a value of two. These measurements provide a comprehensive picture of the modifications of the parton shower evolution and the quark-gluon plasma response to the propagating jets in 5 TeV PbPb collisions.

Acknowledgments

We congratulate our colleagues in the CERN accelerator departments for the excellent performance of the LHC and thank the technical and administrative staffs at CERN and at other CMS institutes for their contributions to the success of the CMS effort. In addition, we gratefully acknowledge the computing centres and personnel of the Worldwide LHC Computing Grid for delivering so effectively the computing infrastructure essential to our analyses. Finally, we acknowledge the enduring support for the construction and operation of the LHC and the CMS detector provided by the following funding agencies: BMWFW and FWF (Austria); FNRS and FWO (Belgium); CNPq, CAPES, FAPERJ, and FAPESP (Brazil); MES (Bulgaria); CERN; CAS, MoST, and NSFC (China); COLCIENCIAS (Colombia); MSES and CSF (Croatia); RPF (Cyprus); SENESCYT (Ecuador); MoER, ERC IUT, and ERDF (Estonia); Academy of Finland, MEC, and HIP (Finland); CEA and CNRS/IN2P3 (France); BMBF, DFG, and HGF (Germany); GSRT (Greece); OTKA and NIH (Hungary); DAE and DST (India); IPM (Iran); SFI (Ireland); INFN (Italy); MSIP and NRF (Republic of Korea); LAS (Lithuania); MOE and UM (Malaysia); BUAP, CINVESTAV, CONACYT, LNS, SEP, and UASLP-FAI (Mexico); MBIE (New Zealand); PAEC (Pakistan); MSHE and NSC (Poland); FCT (Portugal); JINR (Dubna); MON, RosAtom, RAS, RFBR and RAEP (Russia); MESTD (Serbia); SEIDI, CPAN, PCTI and FEDER (Spain); Swiss Funding Agencies (Switzerland); MST (Taipei); ThEPCenter, IPST, STAR, and NSTDA (Thailand); TUBITAK and TAEK (Turkey); NASU and SFFR (Ukraine); STFC (United Kingdom); DOE and NSF (USA).

Individuals have received support from the Marie-Curie programme and the European Research Council and Horizon 2020 Grant, contract No. 675440 (European Union); the Leventis Foundation; the A. P. Sloan Foundation; the Alexander von Humboldt Foundation; the Belgian Federal Science Policy Office; the Fonds pour la Formation à la Recherche dans l'Industrie et dans l'Agriculture (FRIA-Belgium); the Agentschap voor Innovatie door Wetenschap en Technologie (IWT-Belgium); the Ministry of Education, Youth and Sports (MEYS) of the Czech Republic; the Council of Science and Industrial Research, India; the HOMING PLUS programme of the Foundation for Polish Science, cofinanced from European Union, Regional Development Fund, the Mobility Plus programme of the Ministry of Science and Higher Education, the National Science Center (Poland), contracts Harmonia 2014/14/M/ST2/00428, Opus 2014/13/B/ST2/02543, 2014/15/B/ST2/03998, and 2015/19/B/ST2/02861, Sonata-bis 2012/07/E/ST2/01406; the National Priorities Research Program by Qatar National Research Fund; the Programa Severo Ochoa del Principado de Asturias; the Thalís and Aristeia programmes cofinanced by EU-ESF and the Greek NSRF; the Rachadapisek Sompot Fund for Postdoctoral Fellowship, Chulalongkorn University and the Chulalongkorn Academic into Its 2nd Century Project Advancement Project (Thailand); the Welch Foundation, contract C-1845; and the Weston Havens Foundation (USA).

Open Access. This article is distributed under the terms of the Creative Commons Attribution License ([CC-BY 4.0](https://creativecommons.org/licenses/by/4.0/)), which permits any use, distribution and reproduction in any medium, provided the original author(s) and source are credited.

References

- [1] J.D. Björken, *Energy loss of energetic partons in QGP: possible extinction of high p_T jets in hadron-hadron collisions*, FERMILAB-PUB-82-059-THY (1982), <http://lss.fnal.gov/archive/preprint/fermilab-pub-82-059-t.shtml>.
- [2] STAR collaboration, J. Adams et al., *Direct observation of dijets in central Au+Au collisions at $\sqrt{s_{NN}} = 200$ GeV*, *Phys. Rev. Lett.* **97** (2006) 162301 [[nucl-ex/0604018](#)] [[INSPIRE](#)].
- [3] PHENIX collaboration, A. Adare et al., *Transverse momentum and centrality dependence of dihadron correlations in Au+Au collisions at $\sqrt{s_{NN}} = 200$ GeV: Jet-quenching and the response of partonic matter*, *Phys. Rev. C* **77** (2008) 011901 [[arXiv:0705.3238](#)] [[INSPIRE](#)].
- [4] ATLAS collaboration, *Observation of a centrality-dependent dijet asymmetry in lead-lead collisions at $\sqrt{s_{NN}} = 2.77$ TeV with the ATLAS detector at the LHC*, *Phys. Rev. Lett.* **105** (2010) 252303 [[arXiv:1011.6182](#)] [[INSPIRE](#)].
- [5] CMS collaboration, *Observation and studies of jet quenching in PbPb collisions at nucleon-nucleon center-of-mass energy = 2.76 TeV*, *Phys. Rev. C* **84** (2011) 024906 [[arXiv:1102.1957](#)] [[INSPIRE](#)].
- [6] CMS collaboration, *Jet momentum dependence of jet quenching in PbPb collisions at $\sqrt{s_{NN}} = 2.76$ TeV*, *Phys. Lett. B* **712** (2012) 176 [[arXiv:1202.5022](#)] [[INSPIRE](#)].
- [7] ALICE collaboration, *Measurement of jet suppression in central Pb-Pb collisions at $\sqrt{s_{NN}} = 2.76$ TeV*, *Phys. Lett. B* **746** (2015) 1 [[arXiv:1502.01689](#)] [[INSPIRE](#)].
- [8] CMS collaboration, *Measurement of jet fragmentation in PbPb and pp collisions at $\sqrt{s_{NN}} = 2.76$ TeV*, *Phys. Rev. C* **90** (2014) 024908 [[arXiv:1406.0932](#)] [[INSPIRE](#)].
- [9] ATLAS collaboration, *Measurement of inclusive jet charged-particle fragmentation functions in Pb+Pb collisions at $\sqrt{s_{NN}} = 2.76$ TeV with the ATLAS detector*, *Phys. Lett. B* **739** (2014) 320 [[arXiv:1406.2979](#)] [[INSPIRE](#)].
- [10] CMS collaboration, *Modification of jet shapes in PbPb collisions at $\sqrt{s_{NN}} = 2.76$ TeV*, *Phys. Lett. B* **730** (2014) 243 [[arXiv:1310.0878](#)] [[INSPIRE](#)].
- [11] M. Cacciari, G.P. Salam and G. Soyez, *FastJet user manual*, *Eur. Phys. J. C* **72** (2012) 1896 [[arXiv:1111.6097](#)] [[INSPIRE](#)].
- [12] CMS collaboration, *Measurement of transverse momentum relative to dijet systems in PbPb and pp collisions at $\sqrt{s_{NN}} = 2.76$ TeV*, *JHEP* **01** (2016) 006 [[arXiv:1509.09029](#)] [[INSPIRE](#)].
- [13] CMS collaboration, *Correlations between jets and charged particles in PbPb and pp collisions at $\sqrt{s_{NN}} = 2.76$ TeV*, *JHEP* **02** (2016) 156 [[arXiv:1601.00079](#)] [[INSPIRE](#)].
- [14] CMS collaboration, *Decomposing transverse momentum balance contributions for quenched jets in PbPb collisions at $\sqrt{s_{NN}} = 2.76$ TeV*, *JHEP* **11** (2016) 055 [[arXiv:1609.02466](#)] [[INSPIRE](#)].
- [15] L. Apolinario, N. Armesto and L. Cunqueiro, *An analysis of the influence of background subtraction and quenching on jet observables in heavy-ion collisions*, *JHEP* **02** (2013) 022 [[arXiv:1211.1161](#)] [[INSPIRE](#)].

- [16] A. Ayala, I. Dominguez, J. Jalilian-Marian and M.E. Tejeda-Yeomans, *Jet asymmetry and momentum imbalance from $2 \rightarrow 2$ and $2 \rightarrow 3$ partonic processes in relativistic heavy-ion collisions*, *Phys. Rev. C* **92** (2015) 044902 [[arXiv:1503.06889](#)] [[INSPIRE](#)].
- [17] J.-P. Blaizot, Y. Mehtar-Tani and M.A.C. Torres, *Angular structure of the in-medium QCD cascade*, *Phys. Rev. Lett.* **114** (2015) 222002 [[arXiv:1407.0326](#)] [[INSPIRE](#)].
- [18] M.A. Escobedo and E. Iancu, *Event-by-event fluctuations in the medium-induced jet evolution*, *JHEP* **05** (2016) 008 [[arXiv:1601.03629](#)] [[INSPIRE](#)].
- [19] J. Casalderrey-Solana, D. Gulhan, G. Milhano, D. Pablos and K. Rajagopal, *Angular Structure of Jet Quenching Within a Hybrid Strong/Weak Coupling Model*, *JHEP* **03** (2017) 135 [[arXiv:1609.05842](#)] [[INSPIRE](#)].
- [20] JET collaboration, K.M. Burke et al., *Extracting the jet transport coefficient from jet quenching in high-energy heavy-ion collisions*, *Phys. Rev. C* **90** (2014) 014909 [[arXiv:1312.5003](#)] [[INSPIRE](#)].
- [21] CMS collaboration, *Determination of jet energy calibration and transverse momentum resolution in CMS*, *2011 JINST* **6** P11002 [[arXiv:1107.4277](#)] [[INSPIRE](#)].
- [22] CMS collaboration, *Description and performance of track and primary-vertex reconstruction with the CMS tracker*, *2014 JINST* **9** P10009 [[arXiv:1405.6569](#)] [[INSPIRE](#)].
- [23] CMS collaboration, *The CMS experiment at the CERN LHC*, *2008 JINST* **3** S08004 [[INSPIRE](#)].
- [24] M. Cacciari, G.P. Salam and G. Soyez, *The anti- k_T jet clustering algorithm*, *JHEP* **04** (2008) 063 [[arXiv:0802.1189](#)] [[INSPIRE](#)].
- [25] CMS collaboration, *Dependence on pseudorapidity and centrality of charged hadron production in PbPb collisions at a nucleon-nucleon centre-of-mass energy of 2.76 TeV*, *JHEP* **08** (2011) 141 [[arXiv:1107.4800](#)] [[INSPIRE](#)].
- [26] T. Sjöstrand, S. Mrenna and P.Z. Skands, *PYTHIA 6.4 physics and manual*, *JHEP* **05** (2006) 026 [[hep-ph/0603175](#)] [[INSPIRE](#)].
- [27] R. Field, *Early LHC underlying event data — findings and surprises*, in *Proceedings of 22nd Hadron collider physics conference, HCP 2010*, Toronto Canada (2010) [[arXiv:1010.3558](#)] [[INSPIRE](#)].
- [28] GEANT4 collaboration, S. Agostinelli et al., *GEANT4: a simulation toolkit*, *Nucl. Instrum. Meth. A* **506** (2003) 250 [[INSPIRE](#)].
- [29] I.P. Lokhtin and A.M. Snigirev, *A model of jet quenching in ultrarelativistic heavy ion collisions and high- p_T hadron spectra at RHIC*, *Eur. Phys. J. C* **45** (2006) 211 [[hep-ph/0506189](#)] [[INSPIRE](#)].
- [30] O. Kodolova, I. Vardanian, A. Nikitenko and A. Oulianov, *The performance of the jet identification and reconstruction in heavy ions collisions with CMS detector*, *Eur. Phys. J. C* **50** (2007) 117 [[INSPIRE](#)].
- [31] CMS collaboration, *Study of high- p_T charged particle suppression in PbPb compared to pp collisions at $\sqrt{s_{NN}} = 2.76$ TeV*, *Eur. Phys. J. C* **72** (2012) 1945 [[arXiv:1202.2554](#)] [[INSPIRE](#)].
- [32] CMS collaboration, *Charged-particle nuclear modification factors in PbPb and pPb collisions at $\sqrt{s_{NN}} = 5.02$ TeV*, *JHEP* **04** (2017) 039 [[arXiv:1611.01664](#)] [[INSPIRE](#)].

- [33] CMS collaboration, *Observation of long-range near-side angular correlations in proton-proton collisions at the LHC*, *JHEP* **09** (2010) 091 [[arXiv:1009.4122](#)] [[INSPIRE](#)].
- [34] CMS collaboration, *Long-range and short-range dihadron angular correlations in central PbPb collisions at a nucleon-nucleon center of mass energy of 2.76 TeV*, *JHEP* **07** (2011) 076 [[arXiv:1105.2438](#)] [[INSPIRE](#)].
- [35] CMS collaboration, *Observation of long-range near-side angular correlations in proton-lead collisions at the LHC*, *Phys. Lett. B* **718** (2013) 795 [[arXiv:1210.5482](#)] [[INSPIRE](#)].
- [36] CMS collaboration, *Multiplicity and transverse momentum dependence of two- and four-particle correlations in pPb and PbPb collisions*, *Phys. Lett. B* **724** (2013) 213 [[arXiv:1305.0609](#)] [[INSPIRE](#)].
- [37] CMS collaboration, *Measurement of jet fragmentation into charged particles in pp and PbPb collisions at $\sqrt{s_{NN}} = 2.76$ TeV*, *JHEP* **10** (2012) 087 [[arXiv:1205.5872](#)] [[INSPIRE](#)].
- [38] Y. Tachibana, N.-B. Chang and G.-Y. Qin, *Full jet in quark-gluon plasma with hydrodynamic medium response*, *Phys. Rev. C* **95** (2017) 044909 [[arXiv:1701.07951](#)] [[INSPIRE](#)].
- [39] I. Vitev, S. Wicks and B.-W. Zhang, *A theory of jet shapes and cross sections: From hadrons to nuclei*, *JHEP* **11** (2008) 093 [[arXiv:0810.2807](#)] [[INSPIRE](#)].
- [40] Y.-T. Chien and I. Vitev, *Towards the understanding of jet shapes and cross sections in heavy ion collisions using soft-collinear effective theory*, *JHEP* **05** (2016) 023 [[arXiv:1509.07257](#)] [[INSPIRE](#)].

The CMS collaboration

Yerevan Physics Institute, Yerevan, Armenia

A.M. Sirunyan, A. Tumasyan

Institut für Hochenergiephysik, Wien, Austria

W. Adam, F. Ambroggi, E. Asilar, T. Bergauer, J. Brandstetter, E. Brondolin, M. Dragicevic, J. Erö, A. Escalante Del Valle, M. Flechl, M. Friedl, R. Frühwirth¹, V.M. Ghete, J. Hrubec, M. Jeitler¹, N. Krammer, I. Krätschmer, D. Liko, T. Madlener, I. Mikulec, N. Rad, H. Rohringer, J. Schieck¹, R. Schöfbeck, M. Spanring, D. Spitzbart, A. Taurok, W. Waltenberger, J. Wittmann, C.-E. Wulz¹, M. Zarucki

Institute for Nuclear Problems, Minsk, Belarus

V. Chekhovsky, V. Mossolov, J. Suarez Gonzalez

Universiteit Antwerpen, Antwerpen, Belgium

E.A. De Wolf, D. Di Croce, X. Janssen, J. Lauwers, M. Pieters, M. Van De Klundert, H. Van Haevermaet, P. Van Mechelen, N. Van Remortel

Vrije Universiteit Brussel, Brussel, Belgium

S. Abu Zeid, F. Blekman, J. D'Hondt, I. De Bruyn, J. De Clercq, K. Deroover, G. Flouris, D. Lontkovskiy, S. Lowette, I. Marchesini, S. Moortgat, L. Moreels, Q. Python, K. Skovpen, S. Tavernier, W. Van Doninck, P. Van Mulders, I. Van Parijs

Université Libre de Bruxelles, Bruxelles, Belgium

D. Beghin, B. Bilin, H. Brun, B. Clerbaux, G. De Lentdecker, H. Delannoy, B. Dorney, G. Fasanella, L. Favart, R. Goldouzian, A. Grebenyuk, A.K. Kalsi, T. Lenzi, J. Luetic, T. Seva, E. Starling, C. Vander Velde, P. Vanlaer, D. Vannerom, R. Yonamine

Ghent University, Ghent, Belgium

T. Cornelis, D. Dobur, A. Fagot, M. Gul, I. Khvastunov², D. Poyraz, C. Roskas, D. Trocino, M. Tytgat, W. Verbeke, B. Vermassen, M. Vit, N. Zaganidis

Université Catholique de Louvain, Louvain-la-Neuve, Belgium

H. Bakhshiansohi, O. Bondu, S. Brochet, G. Bruno, C. Caputo, A. Caudron, P. David, S. De Visscher, C. Delaere, M. Delcourt, B. Francois, A. Giammanco, G. Krintiras, V. Lemaître, A. Magitteri, A. Mertens, M. Musich, K. Piotrkowski, L. Quertenmont, A. Saggio, M. Vidal Marono, S. Wertz, J. Zobec

Centro Brasileiro de Pesquisas Fisicas, Rio de Janeiro, Brazil

W.L. Aldá Júnior, F.L. Alves, G.A. Alves, L. Brito, G. Correia Silva, C. Hensel, A. Moraes, M.E. Pol, P. Rebello Teles

Universidade do Estado do Rio de Janeiro, Rio de Janeiro, Brazil

E. Belchior Batista Das Chagas, W. Carvalho, J. Chinellato³, E. Coelho, E.M. Da Costa, G.G. Da Silveira⁴, D. De Jesus Damiao, S. Fonseca De Souza, H. Malbouisson, M. Medina Jaime⁵, M. Melo De Almeida, C. Mora Herrera, L. Mundim, H. Nogima, L.J. Sanchez Rosas, A. Santoro, A. Sznajder, M. Thiel, E.J. Tonelli Manganote³, F. Torres Da Silva De Araujo, A. Vilela Pereira

Universidade Estadual Paulista ^a, Universidade Federal do ABC ^b, São Paulo, Brazil

S. Ahuja^a, C.A. Bernardes^a, L. Calligaris^a, T.R. Fernandez Perez Tomei^a, E.M. Gregores^b, P.G. Mercadante^b, S.F. Novaes^a, Sandra S. Padula^a, D. Romero Abad^b, J.C. Ruiz Vargas^a

Institute for Nuclear Research and Nuclear Energy, Bulgarian Academy of Sciences, Sofia, Bulgaria

A. Aleksandrov, R. Hadjiiska, P. Iaydjiev, A. Marinov, M. Misheva, M. Rodozov, M. Shopova, G. Sultanov

University of Sofia, Sofia, Bulgaria

A. Dimitrov, L. Litov, B. Pavlov, P. Petkov

Beihang University, Beijing, China

W. Fang⁶, X. Gao⁶, L. Yuan

Institute of High Energy Physics, Beijing, China

M. Ahmad, J.G. Bian, G.M. Chen, H.S. Chen, M. Chen, Y. Chen, C.H. Jiang, D. Leggat, H. Liao, Z. Liu, F. Romeo, S.M. Shaheen, A. Spiezia, J. Tao, C. Wang, Z. Wang, E. Yazgan, H. Zhang, J. Zhao

State Key Laboratory of Nuclear Physics and Technology, Peking University, Beijing, China

Y. Ban, G. Chen, J. Li, Q. Li, S. Liu, Y. Mao, S.J. Qian, D. Wang, Z. Xu

Tsinghua University, Beijing, China

Y. Wang

Universidad de Los Andes, Bogota, Colombia

C. Avila, A. Cabrera, C.A. Carrillo Montoya, L.F. Chaparro Sierra, C. Florez, C.F. González Hernández, M.A. Segura Delgado

University of Split, Faculty of Electrical Engineering, Mechanical Engineering and Naval Architecture, Split, Croatia

B. Courbon, N. Godinovic, D. Lelas, I. Puljak, T. Sculac

University of Split, Faculty of Science, Split, Croatia

Z. Antunovic, M. Kovac

Institute Rudjer Boskovic, Zagreb, Croatia

V. Brigljevic, D. Ferencek, K. Kadija, B. Mesic, A. Starodumov⁷, T. Susa

University of Cyprus, Nicosia, Cyprus

M.W. Ather, A. Attikis, G. Mavromanolakis, J. Mousa, C. Nicolaou, F. Ptochos, P.A. Razis, H. Rykaczewski

Charles University, Prague, Czech Republic

M. Finger⁸, M. Finger Jr.⁸

Universidad San Francisco de Quito, Quito, Ecuador

E. Carrera Jarrin

**Academy of Scientific Research and Technology of the Arab Republic of Egypt,
Egyptian Network of High Energy Physics, Cairo, Egypt**

A. Ellithi Kamel⁹, M.A. Mahmoud^{10,11}, Y. Mohammed¹⁰

National Institute of Chemical Physics and Biophysics, Tallinn, Estonia

S. Bhowmik, R.K. Dewanjee, M. Kadastik, L. Perrini, M. Raidal, C. Veelken

Department of Physics, University of Helsinki, Helsinki, Finland

P. Eerola, H. Kirschenmann, J. Pekkanen, M. Voutilainen

Helsinki Institute of Physics, Helsinki, Finland

J. Havukainen, J.K. Heikkilä, T. Järvinen, V. Karimäki, R. Kinnunen, T. Lampén,
K. Lassila-Perini, S. Laurila, S. Lehti, T. Lindén, P. Luukka, T. Mäenpää, H. Siikonen,
E. Tuominen, J. Tuominiemi

Lappeenranta University of Technology, Lappeenranta, Finland

T. Tuuva

IRFU, CEA, Université Paris-Saclay, Gif-sur-Yvette, France

M. Besancon, F. Couderc, M. Dejardin, D. Denegri, J.L. Faure, F. Ferri, S. Ganjour,
S. Ghosh, A. Givernaud, P. Gras, G. Hamel de Monchenault, P. Jarry, C. Leloup, E. Locci,
M. Machet, J. Malcles, G. Negro, J. Rander, A. Rosowsky, M.Ö. Sahin, M. Titov

Laboratoire Leprince-Ringuet, Ecole polytechnique, CNRS/IN2P3, Université Paris-Saclay, Palaiseau, France

A. Abdulsalam¹², C. Amendola, I. Antropov, S. Baffioni, F. Beaudette, P. Busson,
L. Cadamuro, C. Charlot, R. Granier de Cassagnac, M. Jo, I. Kucher, S. Lisniak,
A. Lobanov, J. Martin Blanco, M. Nguyen, C. Ochando, G. Ortona, P. Paganini, P. Pigard,
R. Salerno, J.B. Sauvan, Y. Sirois, A.G. Stahl Leiton, Y. Yilmaz, A. Zabi, A. Zghiche

Université de Strasbourg, CNRS, IPHC UMR 7178, F-67000 Strasbourg, France

J.-L. Agram¹³, J. Andrea, D. Bloch, J.-M. Brom, E.C. Chabert, C. Collard, E. Conte¹³,
X. Coubez, F. Drouhin¹³, J.-C. Fontaine¹³, D. Gelé, U. Goerlach, M. Jansová, P. Juillot,
A.-C. Le Bihan, N. Tonon, P. Van Hove

**Centre de Calcul de l'Institut National de Physique Nucleaire et de Physique
des Particules, CNRS/IN2P3, Villeurbanne, France**

S. Gadrat

**Université de Lyon, Université Claude Bernard Lyon 1, CNRS-IN2P3, Institut
de Physique Nucléaire de Lyon, Villeurbanne, France**

S. Beauceron, C. Bernet, G. Boudoul, N. Chanon, R. Chierici, D. Contardo, P. Depasse,
H. El Mamouni, J. Fay, L. Finco, S. Gascon, M. Gouzevitch, G. Grenier, B. Ille, F. Lagarde,
I.B. Laktineh, H. Lattaud, M. Lethuillier, L. Mirabito, A.L. Pequegnot, S. Perries,
A. Popov¹⁴, V. Sordini, M. Vander Donckt, S. Viret, S. Zhang

Georgian Technical University, Tbilisi, GeorgiaT. Toriashvili¹⁵**Tbilisi State University, Tbilisi, Georgia**Z. Tsamalaidze⁸**RWTH Aachen University, I. Physikalisches Institut, Aachen, Germany**C. Autermann, L. Feld, M.K. Kiesel, K. Klein, M. Lipinski, M. Preuten, M.P. Rauch, C. Schomakers, J. Schulz, M. Teroerde, B. Wittmer, V. Zhukov¹⁴**RWTH Aachen University, III. Physikalisches Institut A, Aachen, Germany**

A. Albert, D. Duchardt, M. Endres, M. Erdmann, S. Erdweg, T. Esch, R. Fischer, A. Güth, T. Hebbeker, C. Heidemann, K. Hoepfner, S. Knutzen, M. Merschmeyer, A. Meyer, P. Millet, S. Mukherjee, T. Pook, M. Radziej, H. Reithler, M. Rieger, F. Scheuch, D. Teyssier, S. Thüer

RWTH Aachen University, III. Physikalisches Institut B, Aachen, GermanyG. Flügge, B. Kargoll, T. Kress, A. Künsken, T. Müller, A. Nehr Korn, A. Nowack, C. Pistone, O. Pooth, A. Stahl¹⁶**Deutsches Elektronen-Synchrotron, Hamburg, Germany**M. Aldaya Martin, T. Arndt, C. Asawatangtrakuldee, I. Babounikau, K. Beernaert, O. Behnke, U. Behrens, A. Bermúdez Martínez, D. Bertsche, A.A. Bin Anuar, K. Borras¹⁷, V. Botta, A. Campbell, P. Connor, C. Contreras-Campana, F. Costanza, V. Danilov, A. De Wit, C. Diez Pardos, D. Domínguez Damiani, G. Eckerlin, D. Eckstein, T. Eichhorn, A. Elwood, E. Eren, E. Gallo¹⁸, A. Geiser, J.M. Grados Luyando, A. Grohsjean, P. Gunnellini, M. Guthoff, A. Harb, J. Hauk, H. Jung, M. Kasemann, J. Keaveney, C. Kleinwort, J. Knolle, D. Krücker, W. Lange, A. Lelek, T. Lenz, K. Lipka, W. Lohmann¹⁹, R. Mankel, I.-A. Melzer-Pellmann, A.B. Meyer, M. Meyer, M. Missiroli, G. Mittag, J. Mnich, A. Mussgiller, S.K. Pflitsch, D. Pitzl, A. Raspereza, M. Savitskyi, P. Saxena, C. Schwanenberger, R. Shevchenko, A. Singh, N. Stefaniuk, H. Tholen, G.P. Van Onsem, R. Walsh, Y. Wen, K. Wichmann, C. Wissing, O. Zenaiev**University of Hamburg, Hamburg, Germany**

R. Aggleton, S. Bein, V. Blobel, M. Centis Vignali, T. Dreyer, E. Garutti, D. Gonzalez, J. Haller, A. Hinzmann, M. Hoffmann, A. Karavdina, G. Kasieczka, R. Klanner, R. Kogler, N. Kovalchuk, S. Kurz, V. Kutzner, J. Lange, D. Marconi, J. Multhaupt, M. Niedziela, D. Nowatschin, T. Peiffer, A. Perieanu, A. Reimers, C. Scharf, P. Schlexer, A. Schmidt, S. Schumann, J. Schwandt, J. Sonneveld, H. Stadie, G. Steinbrück, F.M. Stober, M. Stöver, D. Troendle, E. Usai, A. Vanhoefer, B. Vormwald

Institut für Experimentelle Teilchenphysik, Karlsruhe, GermanyM. Akbiyik, C. Barth, M. Baselga, S. Baur, E. Butz, R. Caspart, T. Chwalek, F. Colombo, W. De Boer, A. Dierlamm, N. Faltermann, B. Freund, R. Friese, M. Giffels, M.A. Harrendorf, F. Hartmann¹⁶, S.M. Heindl, U. Husemann, F. Kassel¹⁶, S. Kudella, H. Mildner, M.U. Mozer, Th. Müller, M. Plagge, G. Quast, K. Rabbertz, M. Schröder, I. Shvetsov,

G. Sieber, H.J. Simonis, R. Ulrich, S. Wayand, M. Weber, T. Weiler, S. Williamson, C. Wöhrmann, R. Wolf

Institute of Nuclear and Particle Physics (INPP), NCSR Demokritos, Aghia Paraskevi, Greece

G. Anagnostou, G. Daskalakis, T. Gerasis, A. Kyriakis, D. Loukas, I. Topsis-Giotis

National and Kapodistrian University of Athens, Athens, Greece

G. Karathanasis, S. Kesisoglou, A. Panagiotou, N. Saoulidou, E. Tziaferi, K. Vellidis

National Technical University of Athens, Athens, Greece

K. Kousouris, I. Papakrivopoulos

University of Ioánnina, Ioánnina, Greece

I. Evangelou, C. Foudas, P. Giannelis, P. Katsoulis, P. Kokkas, S. Mallios, N. Manthos, I. Papadopoulos, E. Paradas, J. Strologas, F.A. Triantis, D. Tsitsonis

MTA-ELTE Lendület CMS Particle and Nuclear Physics Group, Eötvös Loránd University, Budapest, Hungary

M. Csanad, N. Filipovic, G. Pasztor, O. Surányi, G.I. Veres

Wigner Research Centre for Physics, Budapest, Hungary

G. Bencze, C. Hajdu, D. Horvath²⁰, Á. Hunyadi, F. Sikler, V. Veszpremi, G. Vesztergombi[†], T.Á. Vámi

Institute of Nuclear Research ATOMKI, Debrecen, Hungary

N. Beni, S. Czellar, J. Karancsi²¹, A. Makovec, J. Molnar, Z. Szillasi

Institute of Physics, University of Debrecen, Debrecen, Hungary

M. Bartók²², P. Raics, Z.L. Trocsanyi, B. Ujvari

Indian Institute of Science (IISc), Bangalore, India

S. Choudhury, J.R. Komaragiri

National Institute of Science Education and Research, Bhubaneswar, India

S. Bahinipati²³, P. Mal, K. Mandal, A. Nayak²⁴, D.K. Sahoo²³, S.K. Swain

Panjab University, Chandigarh, India

S. Bansal, S.B. Beri, V. Bhatnagar, S. Chauhan, R. Chawla, N. Dhingra, R. Gupta, A. Kaur, M. Kaur, S. Kaur, R. Kumar, P. Kumari, M. Lohan, A. Mehta, S. Sharma, J.B. Singh, G. Walia

University of Delhi, Delhi, India

Ashok Kumar, Aashaq Shah, A. Bhardwaj, B.C. Choudhary, R.B. Garg, S. Keshri, A. Kumar, S. Malhotra, M. Naimuddin, K. Ranjan, R. Sharma

Saha Institute of Nuclear Physics, HBNI, Kolkata, India

R. Bhardwaj²⁵, R. Bhattacharya, S. Bhattacharya, U. Bhawandeep²⁵, D. Bhowmik, S. Dey, S. Dutt²⁵, S. Dutta, S. Ghosh, N. Majumdar, K. Mondal, S. Mukhopadhyay, S. Nandan, A. Purohit, P.K. Rout, A. Roy, S. Roy Chowdhury, S. Sarkar, M. Sharan, B. Singh, S. Thakur²⁵

Indian Institute of Technology Madras, Madras, India

P.K. Behera

Bhabha Atomic Research Centre, Mumbai, India

R. Chudasama, D. Dutta, V. Jha, V. Kumar, A.K. Mohanty¹⁶, P.K. Netrakanti, L.M. Pant, P. Shukla, A. Topkar

Tata Institute of Fundamental Research-A, Mumbai, India

T. Aziz, S. Dugad, B. Mahakud, S. Mitra, G.B. Mohanty, R. Ravindra Kumar Verma, N. Sur, B. Sutar

Tata Institute of Fundamental Research-B, Mumbai, India

S. Banerjee, S. Bhattacharya, S. Chatterjee, P. Das, M. Guchait, Sa. Jain, S. Kumar, M. Maity²⁶, G. Majumder, K. Mazumdar, N. Sahoo, T. Sarkar²⁶, N. Wickramage²⁷

Indian Institute of Science Education and Research (IISER), Pune, India

S. Chauhan, S. Dube, V. Hegde, A. Kapoor, K. Kothekar, S. Pandey, A. Rane, S. Sharma

Institute for Research in Fundamental Sciences (IPM), Tehran, Iran

S. Chenarani²⁸, E. Eskandari Tadavani, S.M. Etesami²⁸, M. Khakzad, M. Mohammadi Najafabadi, M. Naseri, S. Paktinat Mehdiabadi²⁹, F. Rezaei Hosseinabadi, B. Safarzadeh³⁰, M. Zeinali

University College Dublin, Dublin, Ireland

M. Felcini, M. Grunewald

INFN Sezione di Bari ^a, Università di Bari ^b, Politecnico di Bari ^c, Bari, Italy

M. Abbrescia^{a,b}, C. Calabria^{a,b}, A. Colaleo^a, D. Creanza^{a,c}, L. Cristella^{a,b}, N. De Filippis^{a,c}, M. De Palma^{a,b}, A. Di Florio^{a,b}, F. Errico^{a,b}, L. Fiore^a, A. Gelmi^{a,b}, G. Iaselli^{a,c}, S. Lezki^{a,b}, G. Maggi^{a,c}, M. Maggi^a, B. Marangelli^{a,b}, G. Miniello^{a,b}, S. My^{a,b}, S. Nuzzo^{a,b}, A. Pompili^{a,b}, G. Pugliese^{a,c}, R. Radogna^a, A. Ranieri^a, G. Selvaggi^{a,b}, A. Sharma^a, L. Silvestris^{a,16}, R. Venditti^a, P. Verwilligen^a, G. Zito^a

INFN Sezione di Bologna ^a, Università di Bologna ^b, Bologna, Italy

G. Abbiendi^a, C. Battilana^{a,b}, D. Bonacorsi^{a,b}, L. Borgonovi^{a,b}, S. Braibant-Giacomelli^{a,b}, L. Brigliadori^{a,b}, R. Campanini^{a,b}, P. Capiluppi^{a,b}, A. Castro^{a,b}, F.R. Cavallo^a, S.S. Chhibra^{a,b}, G. Codispoti^{a,b}, M. Cuffiani^{a,b}, G.M. Dallavalle^a, F. Fabbri^a, A. Fanfani^{a,b}, D. Fasanella^{a,b}, P. Giacomelli^a, C. Grandi^a, L. Guiducci^{a,b}, F. Iemmi^{a,b}, S. Marcellini^a, G. Masetti^a, A. Montanari^a, F.L. Navarria^{a,b}, A. Perrotta^a, T. Rovelli^{a,b}, G.P. Siroli^{a,b}, N. Tosi^a

INFN Sezione di Catania ^a, Università di Catania ^b, Catania, Italy

S. Albergo^{a,b}, S. Costa^{a,b}, A. Di Mattia^a, F. Giordano^{a,b}, R. Potenza^{a,b}, A. Tricomi^{a,b}, C. Tuve^{a,b}

INFN Sezione di Firenze ^a, Università di Firenze ^b, Firenze, Italy

G. Barbagli^a, K. Chatterjee^{a,b}, V. Ciulli^{a,b}, C. Civinini^a, R. D'Alessandro^{a,b}, E. Focardi^{a,b}, G. Latino, P. Lenzi^{a,b}, M. Meschini^a, S. Paoletti^a, L. Russo^{a,31}, G. Sguazzoni^a, D. Strom^a, L. Viliani^a

INFN Laboratori Nazionali di Frascati, Frascati, ItalyL. Benussi, S. Bianco, F. Fabbri, D. Piccolo, F. Primavera¹⁶**INFN Sezione di Genova ^a, Università di Genova ^b, Genova, Italy**V. Calvelli^{a,b}, F. Ferro^a, F. Ravera^{a,b}, E. Robutti^a, S. Tosi^{a,b}**INFN Sezione di Milano-Bicocca ^a, Università di Milano-Bicocca ^b, Milano, Italy**A. Benaglia^a, A. Beschi^b, L. Brianza^{a,b}, F. Brivio^{a,b}, V. Ciriolo^{a,b,16}, M.E. Dinardo^{a,b}, S. Fiorendi^{a,b}, S. Gennai^a, A. Ghezzi^{a,b}, P. Govoni^{a,b}, M. Malberti^{a,b}, S. Malvezzi^a, R.A. Manzoni^{a,b}, D. Menasce^a, L. Moroni^a, M. Paganoni^{a,b}, K. Pauwels^{a,b}, D. Pedrini^a, S. Pigazzini^{a,b,32}, S. Ragazzi^{a,b}, T. Tabarelli de Fatis^{a,b}**INFN Sezione di Napoli ^a, Università di Napoli 'Federico II' ^b, Napoli, Italy, Università della Basilicata ^c, Potenza, Italy, Università G. Marconi ^d, Roma, Italy**S. Buontempo^a, N. Cavallo^{a,c}, S. Di Guida^{a,d,16}, F. Fabozzi^{a,c}, F. Fienga^{a,b}, G. Galati^{a,b}, A.O.M. Iorio^{a,b}, W.A. Khan^a, L. Lista^a, S. Meola^{a,d,16}, P. Paolucci^{a,16}, C. Sciacca^{a,b}, F. Thyssen^a, E. Voevodina^{a,b}**INFN Sezione di Padova ^a, Università di Padova ^b, Padova, Italy, Università di Trento ^c, Trento, Italy**P. Azzi^a, N. Bacchetta^a, L. Benato^{a,b}, D. Bisello^{a,b}, A. Boletti^{a,b}, R. Carlin^{a,b}, A. Carvalho Antunes De Oliveira^{a,b}, P. Checchia^a, P. De Castro Manzano^a, T. Dorigo^a, U. Dosselli^a, F. Gasparini^{a,b}, U. Gasparini^{a,b}, A. Gozzelino^a, S. Lacaprara^a, M. Margoni^{a,b}, A.T. Meneguzzo^{a,b}, N. Pozzobon^{a,b}, P. Ronchese^{a,b}, R. Rossin^{a,b}, F. Simonetto^{a,b}, A. Tiko, E. Torassa^a, M. Zanetti^{a,b}, P. Zotto^{a,b}, G. Zumerle^{a,b}**INFN Sezione di Pavia ^a, Università di Pavia ^b, Pavia, Italy**A. Braghieri^a, A. Magnani^a, P. Montagna^{a,b}, S.P. Ratti^{a,b}, V. Re^a, M. Ressegotti^{a,b}, C. Riccardi^{a,b}, P. Salvini^a, I. Vai^{a,b}, P. Vitulo^{a,b}**INFN Sezione di Perugia ^a, Università di Perugia ^b, Perugia, Italy**L. Alunni Solestizi^{a,b}, M. Biasini^{a,b}, G.M. Bilei^a, C. Cecchi^{a,b}, D. Ciangottini^{a,b}, L. Fanò^{a,b}, P. Lariccia^{a,b}, R. Leonardi^{a,b}, E. Manoni^a, G. Mantovani^{a,b}, V. Mariani^{a,b}, M. Menichelli^a, A. Rossi^{a,b}, A. Santocchia^{a,b}, D. Spiga^a**INFN Sezione di Pisa ^a, Università di Pisa ^b, Scuola Normale Superiore di Pisa ^c, Pisa, Italy**K. Androsov^a, P. Azzurri^a, G. Bagliesi^a, L. Bianchini^a, T. Boccali^a, L. Borrello, R. Castaldi^a, M.A. Ciocci^{a,b}, R. Dell'Orso^a, G. Fedi^a, L. Giannini^{a,c}, A. Giassi^a, M.T. Grippo^a, F. Ligabue^{a,c}, T. Lomtadze^a, E. Manca^{a,c}, G. Mandorli^{a,c}, A. Messineo^{a,b}, F. Palla^a, A. Rizzi^{a,b}, P. Spagnolo^a, R. Tenchini^a, G. Tonelli^{a,b}, A. Venturi^a, P.G. Verdini^a**INFN Sezione di Roma ^a, Sapienza Università di Roma ^b, Rome, Italy**L. Barone^{a,b}, F. Cavallari^a, M. Cipriani^{a,b}, N. Daci^a, D. Del Re^{a,b}, E. Di Marco^{a,b}, M. Diemoz^a, S. Gelli^{a,b}, E. Longo^{a,b}, B. Marzocchi^{a,b}, P. Meridiani^a, G. Organtini^{a,b}, F. Pandolfi^a, R. Paramatti^{a,b}, F. Preiato^{a,b}, S. Rahatlou^{a,b}, C. Rovelli^a, F. Santanastasio^{a,b}

INFN Sezione di Torino ^a, Università di Torino ^b, Torino, Italy, Università del Piemonte Orientale ^c, Novara, Italy

N. Amapane^{a,b}, R. Arcidiacono^{a,c}, S. Argiro^{a,b}, M. Arneodo^{a,c}, N. Bartosik^a, R. Bellan^{a,b}, C. Biino^a, N. Cartiglia^a, R. Castello^{a,b}, F. Cenna^{a,b}, M. Costa^{a,b}, R. Covarelli^{a,b}, A. Degano^{a,b}, N. Demaria^a, B. Kiani^{a,b}, C. Mariotti^a, S. Maselli^a, E. Migliore^{a,b}, V. Monaco^{a,b}, E. Monteil^{a,b}, M. Monteno^a, M.M. Obertino^{a,b}, L. Pacher^{a,b}, N. Pastrone^a, M. Pelliccioni^a, G.L. Pinna Angioni^{a,b}, A. Romero^{a,b}, M. Ruspa^{a,c}, R. Sacchi^{a,b}, K. Shchelina^{a,b}, V. Sola^a, A. Solano^{a,b}, A. Staiano^a

INFN Sezione di Trieste ^a, Università di Trieste ^b, Trieste, Italy

S. Belforte^a, V. Candelise^{a,b}, M. Casarsa^a, F. Cossutti^a, G. Della Ricca^{a,b}, F. Vazzoler^{a,b}, A. Zanetti^a

Kyungpook National University

D.H. Kim, G.N. Kim, M.S. Kim, J. Lee, S. Lee, S.W. Lee, C.S. Moon, Y.D. Oh, S. Sekmen, D.C. Son, Y.C. Yang

Chonnam National University, Institute for Universe and Elementary Particles, Kwangju, Korea

H. Kim, D.H. Moon, G. Oh

Hanyang University, Seoul, Korea

J.A. Brochero Cifuentes, J. Goh, T.J. Kim

Korea University, Seoul, Korea

S. Cho, S. Choi, Y. Go, D. Gyun, S. Ha, B. Hong, Y. Jo, Y. Kim, K. Lee, K.S. Lee, S. Lee, J. Lim, S.K. Park, Y. Roh

Seoul National University, Seoul, Korea

J. Almond, J. Kim, J.S. Kim, H. Lee, K. Lee, K. Nam, S.B. Oh, B.C. Radburn-Smith, S.h. Seo, U.K. Yang, H.D. Yoo, G.B. Yu

University of Seoul, Seoul, Korea

H. Kim, J.H. Kim, J.S.H. Lee, I.C. Park

Sungkyunkwan University, Suwon, Korea

Y. Choi, C. Hwang, J. Lee, I. Yu

Vilnius University, Vilnius, Lithuania

V. Dudenas, A. Juodagalvis, J. Vaitkus

National Centre for Particle Physics, Universiti Malaya, Kuala Lumpur, Malaysia

I. Ahmed, Z.A. Ibrahim, M.A.B. Md Ali³³, F. Mohamad Idris³⁴, W.A.T. Wan Abdullah, M.N. Yusli, Z. Zolkapli

Centro de Investigacion y de Estudios Avanzados del IPN, Mexico City, Mexico

Reyes-Almanza, R, Ramirez-Sanchez, G., Duran-Osuna, M. C., H. Castilla-Valdez, E. De La Cruz-Burelo, I. Heredia-De La Cruz³⁵, Rabadan-Trejo, R. I., R. Lopez-Fernandez, J. Mejia Guisao, A. Sanchez-Hernandez

Universidad Iberoamericana, Mexico City, Mexico

S. Carrillo Moreno, C. Oropeza Barrera, F. Vazquez Valencia

Benemerita Universidad Autonoma de Puebla, Puebla, Mexico

J. Eysermans, I. Pedraza, H.A. Salazar Ibarguen, C. Uribe Estrada

Universidad Autónoma de San Luis Potosí, San Luis Potosí, Mexico

A. Morelos Pineda

University of Auckland, Auckland, New Zealand

D. Krofcheck

University of Canterbury, Christchurch, New Zealand

P.H. Butler

National Centre for Physics, Quaid-I-Azam University, Islamabad, Pakistan

A. Ahmad, M. Ahmad, Q. Hassan, H.R. Hoorani, A. Saddique, M.A. Shah, M. Shoaib, M. Waqas

National Centre for Nuclear Research, Swierk, Poland

H. Bialkowska, M. Bluj, B. Boimska, T. Frueboes, M. Górski, M. Kazana, K. Nawrocki, M. Szleper, P. Traczyk, P. Zalewski

Institute of Experimental Physics, Faculty of Physics, University of Warsaw, Warsaw, Poland

K. Bunkowski, A. Byszuk³⁶, K. Doroba, A. Kalinowski, M. Konecki, J. Krolikowski, M. Misiura, M. Olszewski, A. Pyskir, M. Walczak

Laboratório de Instrumentação e Física Experimental de Partículas, Lisboa, Portugal

P. Bargassa, C. Beirão Da Cruz E Silva, A. Di Francesco, P. Faccioli, B. Galinhas, M. Gallinaro, J. Hollar, N. Leonardo, L. Lloret Iglesias, M.V. Nemallapudi, J. Seixas, G. Strong, O. Toldaiev, D. Vadrucchio, J. Varela

Joint Institute for Nuclear Research, Dubna, Russia

S. Afanasiev, P. Bunin, M. Gavrilenko, I. Golutvin, I. Gorbunov, A. Kamenev, V. Karjavin, A. Lanev, A. Malakhov, V. Matveev^{37,38}, P. Moisezenz, V. Palichik, V. Perelygin, S. Shmatov, S. Shulha, N. Skatchkov, V. Smirnov, N. Voytishin, A. Zarubin

Petersburg Nuclear Physics Institute, Gatchina (St. Petersburg), Russia

Y. Ivanov, V. Kim³⁹, E. Kuznetsova⁴⁰, P. Levchenko, V. Murzin, V. Oreshkin, I. Smirnov, D. Sosnov, V. Sulimov, L. Uvarov, S. Vavilov, A. Vorobyev

Institute for Nuclear Research, Moscow, Russia

Yu. Andreev, A. Dermenev, S. Gninenko, N. Golubev, A. Karneyeu, M. Kirsanov, N. Krasnikov, A. Pashenkov, D. Tlisov, A. Toropin

Institute for Theoretical and Experimental Physics, Moscow, Russia

V. Epshteyn, V. Gavrilov, N. Lychkovskaya, V. Popov, I. Pozdnyakov, G. Safronov, A. Spiridonov, A. Stepenov, V. Stolin, M. Toms, E. Vlasov, A. Zhokin

Moscow Institute of Physics and Technology, Moscow, Russia

T. Aushev, A. Bylinkin³⁸

National Research Nuclear University 'Moscow Engineering Physics Institute' (MEPhI), Moscow, Russia

M. Chadeeva⁴¹, P. Parygin, D. Philippov, S. Polikarpov, E. Popova, V. Rusinov

P.N. Lebedev Physical Institute, Moscow, Russia

V. Andreev, M. Azarkin³⁸, I. Dremin³⁸, M. Kirakosyan³⁸, S.V. Rusakov, A. Terkulov

Skobeltsyn Institute of Nuclear Physics, Lomonosov Moscow State University, Moscow, Russia

A. Baskakov, A. Belyaev, E. Boos, A. Ershov, A. Gribushin, A. Kaminskiy⁴², O. Kodolova, V. Korotkikh, I. Lokhtin, I. Miagkov, S. Obraztsov, S. Petrushanko, V. Savrin, A. Snigirev, I. Vardanyan

Novosibirsk State University (NSU), Novosibirsk, Russia

V. Blinov⁴³, D. Shtol⁴³, Y. Skovpen⁴³

State Research Center of Russian Federation, Institute for High Energy Physics of NRC 'Kurchatov Institute', Protvino, Russia

I. Azhgirey, I. Bayshev, S. Bitioukov, D. Elumakhov, A. Godizov, V. Kachanov, A. Kalinin, D. Konstantinov, P. Mandrik, V. Petrov, R. Ryutin, A. Sobol, S. Troshin, N. Tyurin, A. Uzunian, A. Volkov

National Research Tomsk Polytechnic University, Tomsk, Russia

A. Babaev

University of Belgrade, Faculty of Physics and Vinca Institute of Nuclear Sciences, Belgrade, Serbia

P. Adzic⁴⁴, P. Cirkovic, D. Devetak, M. Dordevic, J. Milosevic

Centro de Investigaciones Energéticas Medioambientales y Tecnológicas (CIEMAT), Madrid, Spain

J. Alcaraz Maestre, I. Bachiller, M. Barrio Luna, M. Cerrada, N. Colino, B. De La Cruz, A. Delgado Peris, C. Fernandez Bedoya, J.P. Fernández Ramos, J. Flix, M.C. Fouz, O. Gonzalez Lopez, S. Goy Lopez, J.M. Hernandez, M.I. Josa, D. Moran, A. Pérez-Calero Yzquierdo, J. Puerta Pelayo, I. Redondo, L. Romero, M.S. Soares, A. Triossi, A. Álvarez Fernández

Universidad Autónoma de Madrid, Madrid, Spain

C. Albajar, J.F. de Trocóniz

Universidad de Oviedo, Oviedo, Spain

J. Cuevas, C. Erice, J. Fernandez Menendez, S. Folgueras, I. Gonzalez Caballero, J.R. González Fernández, E. Palencia Cortezon, S. Sanchez Cruz, P. Vischia, J.M. Vizán García

Instituto de Física de Cantabria (IFCA), CSIC-Universidad de Cantabria, Santander, Spain

I.J. Cabrillo, A. Calderon, B. Chazin Quero, J. Duarte Campderros, M. Fernandez, P.J. Fernández Manteca, J. Garcia-Ferrero, A. García Alonso, G. Gomez, A. Lopez Virto, J. Marco, C. Martinez Rivero, P. Martinez Ruiz del Arbol, F. Matorras, J. Piedra Gomez, C. Prieels, T. Rodrigo, A. Ruiz-Jimeno, L. Scodellaro, N. Trevisani, I. Vila, R. Vilar Cortabitarte

CERN, European Organization for Nuclear Research, Geneva, Switzerland

D. Abbaneo, B. Akgun, E. Auffray, P. Baillon, A.H. Ball, D. Barney, J. Bendavid, M. Bianco, A. Bocci, C. Botta, T. Camporesi, M. Cepeda, G. Cerminara, E. Chapon, Y. Chen, D. d'Enterria, A. Dabrowski, V. Daponte, A. David, M. De Gruttola, A. De Roeck, N. Deelen, M. Dobson, T. du Pree, M. Dünser, N. Dupont, A. Elliott-Peisert, P. Everaerts, F. Fallavollita⁴⁵, G. Franzoni, J. Fulcher, W. Funk, D. Gigi, A. Gilbert, K. Gill, F. Glege, D. Gulhan, J. Hegeman, V. Innocente, A. Jafari, P. Janot, O. Karacheban¹⁹, J. Kieseler, V. Knünz, A. Kornmayer, M. Krammer¹, C. Lange, P. Lecoq, C. Lourenço, M.T. Lucchini, L. Malgeri, M. Mannelli, A. Martelli, F. Meijers, J.A. Merlin, S. Mersi, E. Meschi, P. Milenovic⁴⁶, F. Moortgat, M. Mulders, H. Neugebauer, J. Ngadiuba, S. Orfanelli, L. Orsini, F. Pantaleo¹⁶, L. Pape, E. Perez, M. Peruzzi, A. Petrilli, G. Petrucciani, A. Pfeiffer, M. Pierini, F.M. Pitters, D. Rabadý, A. Racz, T. Reis, G. Rolandi⁴⁷, M. Rovere, H. Sakulin, C. Schäfer, C. Schwick, M. Seidel, M. Selvaggi, A. Sharma, P. Silva, P. Sphicas⁴⁸, A. Stakia, J. Steggemann, M. Stoye, M. Tosi, D. Treille, A. Tsiros, V. Veckalns⁴⁹, M. Verweij, W.D. Zeuner

Paul Scherrer Institut, Villigen, Switzerland

W. Bertl[†], L. Caminada⁵⁰, K. Deiters, W. Erdmann, R. Horisberger, Q. Ingram, H.C. Kaestli, D. Kotlinski, U. Langenegger, T. Rohe, S.A. Wiederkehr

ETH Zurich - Institute for Particle Physics and Astrophysics (IPA), Zurich, Switzerland

M. Backhaus, L. Bäni, P. Berger, B. Casal, N. Chernyavskaya, G. Dissertori, M. Dittmar, M. Donegà, C. Dorfer, C. Grab, C. Heidegger, D. Hits, J. Hoss, T. Klijsma, W. Lustermann, M. Marionneau, M.T. Meinhard, D. Meister, F. Micheli, P. Musella, F. Nessi-Tedaldi, J. Pata, F. Pauss, G. Perrin, L. Perrozzi, M. Quittnat, M. Reichmann, D. Ruini, D.A. Sanz Becerra, M. Schönenberger, L. Shchutska, V.R. Tavolaro, K. Theofilatos, M.L. Vesterbacka Olsson, R. Wallny, D.H. Zhu

Universität Zürich, Zurich, Switzerland

T.K. Aarrestad, C. Amsler⁵¹, D. Brzhechko, M.F. Canelli, A. De Cosa, R. Del Burgo, S. Donato, C. Galloni, T. Hreus, B. Kilminster, I. Neutelings, D. Pinna, G. Rauco, P. Robmann, D. Salerno, K. Schweiger, C. Seitz, Y. Takahashi, A. Zucchetta

National Central University, Chung-Li, Taiwan

Y.H. Chang, K.y. Cheng, T.H. Doan, Sh. Jain, R. Khurana, C.M. Kuo, W. Lin, A. Pozdnyakov, S.S. Yu

National Taiwan University (NTU), Taipei, Taiwan

Arun Kumar, P. Chang, Y. Chao, K.F. Chen, P.H. Chen, F. Fiori, W.-S. Hou, Y. Hsiung, Y.F. Liu, R.-S. Lu, E. Paganis, A. Psallidas, A. Steen, J.f. Tsai

Chulalongkorn University, Faculty of Science, Department of Physics, Bangkok, Thailand

B. Asavapibhop, K. Kovitanggoon, G. Singh, N. Srimanobhas

Çukurova University, Physics Department, Science and Art Faculty, Adana, Turkey

M.N. Bakirci⁵², A. Bat, F. Boran, S. Damarseckin, Z.S. Demiroglu, C. Dozen, E. Eskut, S. Girgis, G. Gokbulut, Y. Guler, I. Hos⁵³, E.E. Kangal⁵⁴, O. Kara, U. Kiminsu, M. Oglakci, G. Onengut, K. Ozdemir⁵⁵, S. Ozturk⁵², A. Polatoz, D. Sunar Cerci⁵⁶, U.G. Tok, S. Turkcapar, I.S. Zorbakir, C. Zorbilmez

Middle East Technical University, Physics Department, Ankara, Turkey

G. Karapinar⁵⁷, K. Ocalan⁵⁸, M. Yalvac, M. Zeyrek

Bogazici University, Istanbul, Turkey

I.O. Atakisi, E. Gülmez, M. Kaya⁵⁹, O. Kaya⁶⁰, S. Tekten, E.A. Yetkin⁶¹

Istanbul Technical University, Istanbul, Turkey

M.N. Agaras, S. Atay, A. Cakir, K. Cankocak, Y. Komurcu

Institute for Scintillation Materials of National Academy of Science of Ukraine, Kharkov, Ukraine

B. Grynyov

National Scientific Center, Kharkov Institute of Physics and Technology, Kharkov, Ukraine

L. Levchuk

University of Bristol, Bristol, U.K.

F. Ball, L. Beck, J.J. Brooke, D. Burns, E. Clement, D. Cussans, O. Davignon, H. Flacher, J. Goldstein, G.P. Heath, H.F. Heath, L. Kreczko, D.M. Newbold⁶², S. Paramesvaran, T. Sakuma, S. Seif El Nasr-storey, D. Smith, V.J. Smith

Rutherford Appleton Laboratory, Didcot, U.K.

A. Belyaev⁶³, C. Brew, R.M. Brown, D. Cieri, D.J.A. Cockerill, J.A. Coughlan, K. Harder, S. Harper, J. Linacre, E. Olaiya, D. Petyt, C.H. Shepherd-Themistocleous, A. Thea, I.R. Tomalin, T. Williams, W.J. Womersley

Imperial College, London, U.K.

G. Auzinger, R. Bainbridge, P. Bloch, J. Borg, S. Breeze, O. Buchmuller, A. Bundock, S. Casasso, D. Colling, L. Corpe, P. Dauncey, G. Davies, M. Della Negra, R. Di Maria, Y. Haddad, G. Hall, G. Iles, T. James, M. Komm, R. Lane, C. Laner, L. Lyons, A.-M. Magnan, S. Malik, L. Mastrolorenzo, T. Matsushita, J. Nash⁶⁴, A. Nikitenko⁷, V. Palladino, M. Pesaresi, A. Richards, A. Rose, E. Scott, C. Seez, A. Shtipliyski, T. Strebler, S. Summers, A. Tapper, K. Uchida, M. Vazquez Acosta⁶⁵, T. Virdee¹⁶, N. Wardle, D. Winterbottom, J. Wright, S.C. Zenz

Brunel University, Uxbridge, U.K.

J.E. Cole, P.R. Hobson, A. Khan, P. Kyberd, A. Morton, I.D. Reid, L. Teodorescu, S. Zahid

Baylor University, Waco, U.S.A.

A. Borzou, K. Call, J. Dittmann, K. Hatakeyama, H. Liu, N. Pastika, C. Smith

Catholic University of America, Washington DC, U.S.A.

R. Bartek, A. Dominguez

The University of Alabama, Tuscaloosa, U.S.A.

A. Buccilli, S.I. Cooper, C. Henderson, P. Rumerio, C. West

Boston University, Boston, U.S.A.

D. Arcaro, A. Avetisyan, T. Bose, D. Gastler, D. Rankin, C. Richardson, J. Rohlf, L. Sulak, D. Zou

Brown University, Providence, U.S.A.

G. Benelli, D. Cutts, M. Hadley, J. Hakala, U. Heintz, J.M. Hogan⁶⁶, K.H.M. Kwok, E. Laird, G. Landsberg, J. Lee, Z. Mao, M. Narain, J. Pazzini, S. Piperov, S. Sagir, R. Syarif, D. Yu

University of California, Davis, Davis, U.S.A.

R. Band, C. Brainerd, R. Breedon, D. Burns, M. Calderon De La Barca Sanchez, M. Chertok, J. Conway, R. Conway, P.T. Cox, R. Erbacher, C. Flores, G. Funk, W. Ko, R. Lander, C. Mclean, M. Mulhearn, D. Pellett, J. Pilot, S. Shalhout, M. Shi, J. Smith, D. Stolp, D. Taylor, K. Tos, M. Tripathi, Z. Wang, F. Zhang

University of California, Los Angeles, Los Angeles, U.S.A.

M. Bachtis, C. Bravo, R. Cousins, A. Dasgupta, A. Florent, J. Hauser, M. Ignatenko, N. Mccoll, S. Regnard, D. Saltzberg, C. Schnaible, V. Valuev

University of California, Riverside, Riverside, U.S.A.

E. Bouvier, K. Burt, R. Clare, J. Ellison, J.W. Gary, S.M.A. Ghiasi Shirazi, G. Hanson, G. Karapostoli, E. Kennedy, F. Lacroix, O.R. Long, M. Olmedo Negrete, M.I. Paneva, W. Si, L. Wang, H. Wei, S. Wimpenny, B. R. Yates

University of California, San Diego, La Jolla, U.S.A.

J.G. Branson, S. Cittolin, M. Derdzinski, R. Gerosa, D. Gilbert, B. Hashemi, A. Holzner, D. Klein, G. Kole, V. Krutelyov, J. Letts, M. Masciovecchio, D. Olivito, S. Padhi, M. Pieri, M. Sani, V. Sharma, S. Simon, M. Tadel, A. Vartak, S. Wasserbaech⁶⁷, J. Wood, F. Würthwein, A. Yagil, G. Zevi Della Porta

University of California, Santa Barbara - Department of Physics, Santa Barbara, U.S.A.

N. Amin, R. Bhandari, J. Bradmiller-Feld, C. Campagnari, M. Citron, A. Dishaw, V. Dutta, M. Franco Sevilla, L. Gouskos, R. Heller, J. Incandela, A. Ovcharova, H. Qu, J. Richman, D. Stuart, I. Suarez, J. Yoo

California Institute of Technology, Pasadena, U.S.A.

D. Anderson, A. Bornheim, J. Bunn, J.M. Lawhorn, H.B. Newman, T. Q. Nguyen, C. Pena, M. Spiropulu, J.R. Vlimant, R. Wilkinson, S. Xie, Z. Zhang, R.Y. Zhu

Carnegie Mellon University, Pittsburgh, U.S.A.

M.B. Andrews, T. Ferguson, T. Mudholkar, M. Paulini, J. Russ, M. Sun, H. Vogel, I. Vorobiev, M. Weinberg

University of Colorado Boulder, Boulder, U.S.A.

J.P. Cumalat, W.T. Ford, F. Jensen, A. Johnson, M. Krohn, S. Leontsinis, E. MacDonald, T. Mulholland, K. Stenson, K.A. Ulmer, S.R. Wagner

Cornell University, Ithaca, U.S.A.

J. Alexander, J. Chaves, Y. Cheng, J. Chu, A. Datta, K. Mcdermott, N. Mirman, J.R. Patterson, D. Quach, A. Rinkevicius, A. Ryd, L. Skinnari, L. Soffi, S.M. Tan, Z. Tao, J. Thom, J. Tucker, P. Wittich, M. Zientek

Fermi National Accelerator Laboratory, Batavia, U.S.A.

S. Abdullin, M. Albrow, M. Alyari, G. Apollinari, A. Apresyan, A. Apyan, S. Banerjee, L.A.T. Bauerdick, A. Beretvas, J. Berryhill, P.C. Bhat, G. Bolla[†], K. Burkett, J.N. Butler, A. Canepa, G.B. Cerati, H.W.K. Cheung, F. Chlebana, M. Cremonesi, J. Duarte, V.D. Elvira, J. Freeman, Z. Gecse, E. Gottschalk, L. Gray, D. Green, S. Grünendahl, O. Gutsche, J. Hanlon, R.M. Harris, S. Hasegawa, J. Hirschauer, Z. Hu, B. Jayatilaka, S. Jindariani, M. Johnson, U. Joshi, B. Klima, M.J. Kortelainen, B. Kreis, S. Lammel, D. Lincoln, R. Lipton, M. Liu, T. Liu, R. Lopes De Sá, J. Lykken, K. Maeshima, N. Magini, J.M. Marraffino, D. Mason, P. McBride, P. Merkel, S. Mrenna, S. Nahn, V. O'Dell, K. Pedro, O. Prokofyev, G. Rakness, L. Ristori, A. Savoy-Navarro⁶⁸, B. Schneider, E. Sexton-Kennedy, A. Soha, W.J. Spalding, L. Spiegel, S. Stoynev, J. Strait, N. Strobbe, L. Taylor, S. Tkaczyk, N.V. Tran, L. Uplegger, E.W. Vaandering, C. Vernieri, M. Verzocchi, R. Vidal, M. Wang, H.A. Weber, A. Whitbeck, W. Wu

University of Florida, Gainesville, U.S.A.

D. Acosta, P. Avery, P. Bortignon, D. Bourilkov, A. Brinkerhoff, A. Carnes, M. Carver, D. Curry, R.D. Field, I.K. Furic, S.V. Gleyzer, B.M. Joshi, J. Konigsberg, A. Korytov,

K. Kotov, P. Ma, K. Matchev, H. Mei, G. Mitselmakher, K. Shi, D. Sperka, N. Terentyev, L. Thomas, J. Wang, S. Wang, J. Yelton

Florida International University, Miami, U.S.A.

Y.R. Joshi, S. Linn, P. Markowitz, J.L. Rodriguez

Florida State University, Tallahassee, U.S.A.

A. Ackert, T. Adams, A. Askew, S. Hagopian, V. Hagopian, K.F. Johnson, T. Kolberg, G. Martinez, T. Perry, H. Prosper, A. Saha, A. Santra, V. Sharma, R. Yohay

Florida Institute of Technology, Melbourne, U.S.A.

M.M. Baarmand, V. Bhopatkar, S. Colafranceschi, M. Hohlmann, D. Noonan, T. Roy, F. Yumiceva

University of Illinois at Chicago (UIC), Chicago, U.S.A.

M.R. Adams, L. Apanasevich, D. Berry, R.R. Betts, R. Cavanaugh, X. Chen, S. Dittmer, O. Evdokimov, C.E. Gerber, D.A. Hangal, D.J. Hofman, K. Jung, J. Kamin, I.D. Sandoval Gonzalez, M.B. Tonjes, N. Varelas, H. Wang, X. Wang, Z. Wu, J. Zhang

The University of Iowa, Iowa City, U.S.A.

B. Bilki⁶⁹, W. Clarida, K. Dilsiz⁷⁰, S. Durgut, R.P. Gandrajula, M. Haytmyradov, V. Khristenko, J.-P. Merlo, H. Mermerkaya⁷¹, A. Mestvirishvili, A. Moeller, J. Nachtman, H. Ogul⁷², Y. Onel, F. Ozok⁷³, A. Penzo, C. Snyder, E. Tiras, J. Wetzel, K. Yi

Johns Hopkins University, Baltimore, U.S.A.

B. Blumenfeld, A. Cocoros, N. Eminizer, D. Fehling, L. Feng, A.V. Gritsan, W.T. Hung, P. Maksimovic, J. Roskes, U. Sarica, M. Swartz, M. Xiao, C. You

The University of Kansas, Lawrence, U.S.A.

A. Al-bataineh, P. Baringer, A. Bean, J.F. Benitez, S. Boren, J. Bowen, J. Castle, S. Khalil, A. Kropivnitskaya, D. Majumder, W. Mcbrayer, M. Murray, C. Rogan, C. Royon, S. Sanders, E. Schmitz, J.D. Tapia Takaki, Q. Wang

Kansas State University, Manhattan, U.S.A.

A. Ivanov, K. Kaadze, Y. Maravin, A. Modak, A. Mohammadi, L.K. Saini, N. Skhirtladze

Lawrence Livermore National Laboratory, Livermore, U.S.A.

F. Rebassoo, D. Wright

University of Maryland, College Park, U.S.A.

A. Baden, O. Baron, A. Belloni, S.C. Eno, Y. Feng, C. Ferraioli, N.J. Hadley, S. Jabeen, G.Y. Jeng, R.G. Kellogg, J. Kunkle, A.C. Mignerey, F. Ricci-Tam, Y.H. Shin, A. Skuja, S.C. Tonwar

Massachusetts Institute of Technology, Cambridge, U.S.A.

D. Abercrombie, B. Allen, V. Azzolini, R. Barbieri, A. Baty, G. Bauer, R. Bi, S. Brandt, W. Busza, I.A. Cali, M. D'Alfonso, Z. Demiragli, G. Gomez Ceballos, M. Goncharov, P. Harris, D. Hsu, M. Hu, Y. Iiyama, G.M. Innocenti, M. Klute, D. Kovalskyi, Y.-J. Lee, A. Levin, P.D. Luckey, B. Maier, A.C. Marini, C. McGinn, C. Mironov, S. Narayanan,

X. Niu, C. Paus, C. Roland, G. Roland, G.S.F. Stephans, K. Sumorok, K. Tatar, D. Velicanu, J. Wang, T.W. Wang, B. Wyslouch, S. Zhaozhong

University of Minnesota, Minneapolis, U.S.A.

A.C. Benvenuti, R.M. Chatterjee, A. Evans, P. Hansen, S. Kalafut, Y. Kubota, Z. Lesko, J. Mans, S. Nourbakhsh, N. Ruckstuhl, R. Rusack, J. Turkewitz, M.A. Wadud

University of Mississippi, Oxford, U.S.A.

J.G. Acosta, S. Oliveros

University of Nebraska-Lincoln, Lincoln, U.S.A.

E. Avdeeva, K. Bloom, D.R. Claes, C. Fangmeier, F. Golf, R. Gonzalez Suarez, R. Kamalieddin, I. Kravchenko, J. Monroy, J.E. Siado, G.R. Snow, B. Stieger

State University of New York at Buffalo, Buffalo, U.S.A.

A. Godshalk, C. Harrington, I. Iashvili, D. Nguyen, A. Parker, S. Rappoccio, B. Roozbahani

Northeastern University, Boston, U.S.A.

G. Alverson, E. Barberis, C. Freer, A. Hortiangtham, A. Massironi, D.M. Morse, T. Orimoto, R. Teixeira De Lima, T. Wamorkar, B. Wang, A. Wisecarver, D. Wood

Northwestern University, Evanston, U.S.A.

S. Bhattacharya, O. Charaf, K.A. Hahn, N. Mucia, N. Odell, M.H. Schmitt, K. Sung, M. Trovato, M. Velasco

University of Notre Dame, Notre Dame, U.S.A.

R. Bucci, N. Dev, M. Hildreth, K. Hurtado Anampa, C. Jessop, D.J. Karmgard, N. Kellams, K. Lannon, W. Li, N. Loukas, N. Marinelli, F. Meng, C. Mueller, Y. Musienko³⁷, M. Planer, A. Reinsvold, R. Ruchti, P. Siddireddy, G. Smith, S. Taroni, M. Wayne, A. Wightman, M. Wolf, A. Woodard

The Ohio State University, Columbus, U.S.A.

J. Alimena, L. Antonelli, B. Bylsma, L.S. Durkin, S. Flowers, B. Francis, A. Hart, C. Hill, W. Ji, T.Y. Ling, W. Luo, B.L. Winer, H.W. Wulsin

Princeton University, Princeton, U.S.A.

S. Cooperstein, O. Driga, P. Elmer, J. Hardenbrook, P. Hebda, S. Higginbotham, A. Kalogeropoulos, D. Lange, J. Luo, D. Marlow, K. Mei, I. Ojalvo, J. Olsen, C. Palmer, P. Piroué, J. Salfeld-Nebgen, D. Stickland, C. Tully

University of Puerto Rico, Mayaguez, U.S.A.

S. Malik, S. Norberg

Purdue University, West Lafayette, U.S.A.

A. Barker, V.E. Barnes, S. Das, L. Gutay, M. Jones, A.W. Jung, A. Khatiwada, D.H. Miller, N. Neumeister, C.C. Peng, H. Qiu, J.F. Schulte, J. Sun, F. Wang, R. Xiao, W. Xie

Purdue University Northwest, Hammond, U.S.A.

T. Cheng, J. Dolen, N. Parashar

Rice University, Houston, U.S.A.

Z. Chen, K.M. Ecklund, S. Freed, F.J.M. Geurts, M. Guilbaud, M. Kilpatrick, W. Li, B. Michlin, B.P. Padley, J. Roberts, J. Rorie, W. Shi, Z. Tu, J. Zabel, A. Zhang

University of Rochester, Rochester, U.S.A.

A. Bodek, P. de Barbaro, R. Demina, Y.t. Duh, T. Ferbel, M. Galanti, A. Garcia-Bellido, J. Han, O. Hindrichs, A. Khukhunaishvili, K.H. Lo, P. Tan, M. Verzetti

The Rockefeller University, New York, U.S.A.

R. Ciesielski, K. Goulianos, C. Mesropian

Rutgers, The State University of New Jersey, Piscataway, U.S.A.

A. Agapitos, J.P. Chou, Y. Gershtein, T.A. Gómez Espinosa, E. Halkiadakis, M. Heindl, E. Hughes, S. Kaplan, R. Kunnawalkam Elayavalli, S. Kyriacou, A. Lath, R. Montalvo, K. Nash, M. Osherson, H. Saka, S. Salur, S. Schnetzer, D. Sheffield, S. Somalwar, R. Stone, S. Thomas, P. Thomassen, M. Walker

University of Tennessee, Knoxville, U.S.A.

A.G. Delannoy, J. Heideman, G. Riley, K. Rose, S. Spanier, K. Thapa

Texas A&M University, College Station, U.S.A.

O. Bouhali⁷⁴, A. Castaneda Hernandez⁷⁴, A. Celik, M. Dalchenko, M. De Mattia, A. Delgado, S. Dildick, R. Eusebi, J. Gilmore, T. Huang, T. Kamon⁷⁵, R. Mueller, Y. Pakhotin, R. Patel, A. Perloff, L. Perniè, D. Rathjens, A. Safonov, A. Tatarinov

Texas Tech University, Lubbock, U.S.A.

N. Akchurin, J. Damgov, F. De Guio, P.R. Duderø, J. Faulkner, E. Gurpinar, S. Kunori, K. Lamichhane, S.W. Lee, T. Mengke, S. Muthumuni, T. Peltola, S. Undleeb, I. Volobouev, Z. Wang

Vanderbilt University, Nashville, U.S.A.

S. Greene, A. Gurrola, R. Janjam, W. Johns, C. Maguire, A. Melo, H. Ni, K. Padeken, J.D. Ruiz Alvarez, P. Sheldon, S. Tuo, J. Velkovska, Q. Xu

University of Virginia, Charlottesville, U.S.A.

M.W. Arenton, P. Barria, B. Cox, R. Hirosky, M. Joyce, A. Ledovskoy, H. Li, C. Neu, T. Sinthuprasith, Y. Wang, E. Wolfe, F. Xia

Wayne State University, Detroit, U.S.A.

R. Harr, P.E. Karchin, N. Poudyal, J. Sturdy, P. Thapa, S. Zaleski

University of Wisconsin - Madison, Madison, WI, U.S.A.

M. Brodski, J. Buchanan, C. Caillol, D. Carlsmith, S. Dasu, L. Dodd, S. Duric, B. Gomber, M. Grothe, M. Herndon, A. Hervé, U. Hussain, P. Klabbers, A. Lanaro, A. Levine, K. Long, R. Loveless, V. Rekovic, T. Ruggles, A. Savin, N. Smith, W.H. Smith, N. Woods

†: Deceased

1: Also at Vienna University of Technology, Vienna, Austria

2: Also at IRFU, CEA, Université Paris-Saclay, Gif-sur-Yvette, France

- 3: Also at Universidade Estadual de Campinas, Campinas, Brazil
- 4: Also at Federal University of Rio Grande do Sul, Porto Alegre, Brazil
- 5: Also at Universidade Federal de Pelotas, Pelotas, Brazil
- 6: Also at Université Libre de Bruxelles, Bruxelles, Belgium
- 7: Also at Institute for Theoretical and Experimental Physics, Moscow, Russia
- 8: Also at Joint Institute for Nuclear Research, Dubna, Russia
- 9: Now at Cairo University, Cairo, Egypt
- 10: Also at Fayoum University, El-Fayoum, Egypt
- 11: Now at British University in Egypt, Cairo, Egypt
- 12: Also at Department of Physics, King Abdulaziz University, Jeddah, Saudi Arabia
- 13: Also at Université de Haute Alsace, Mulhouse, France
- 14: Also at Skobeltsyn Institute of Nuclear Physics, Lomonosov Moscow State University, Moscow, Russia
- 15: Also at Tbilisi State University, Tbilisi, Georgia
- 16: Also at CERN, European Organization for Nuclear Research, Geneva, Switzerland
- 17: Also at RWTH Aachen University, III. Physikalisches Institut A, Aachen, Germany
- 18: Also at University of Hamburg, Hamburg, Germany
- 19: Also at Brandenburg University of Technology, Cottbus, Germany
- 20: Also at Institute of Nuclear Research ATOMKI, Debrecen, Hungary
- 21: Also at Institute of Physics, University of Debrecen, Debrecen, Hungary
- 22: Also at MTA-ELTE Lendület CMS Particle and Nuclear Physics Group, Eötvös Loránd University, Budapest, Hungary
- 23: Also at Indian Institute of Technology Bhubaneswar, Bhubaneswar, India
- 24: Also at Institute of Physics, Bhubaneswar, India
- 25: Also at Shoolini University, Solan, India
- 26: Also at University of Visva-Bharati, Santiniketan, India
- 27: Also at University of Ruhuna, Matara, Sri Lanka
- 28: Also at Isfahan University of Technology, Isfahan, Iran
- 29: Also at Yazd University, Yazd, Iran
- 30: Also at Plasma Physics Research Center, Science and Research Branch, Islamic Azad University, Tehran, Iran
- 31: Also at Università degli Studi di Siena, Siena, Italy
- 32: Also at INFN Sezione di Milano-Bicocca; Università di Milano-Bicocca, Milano, Italy
- 33: Also at International Islamic University of Malaysia, Kuala Lumpur, Malaysia
- 34: Also at Malaysian Nuclear Agency, MOSTI, Kajang, Malaysia
- 35: Also at Consejo Nacional de Ciencia y Tecnología, Mexico city, Mexico
- 36: Also at Warsaw University of Technology, Institute of Electronic Systems, Warsaw, Poland
- 37: Also at Institute for Nuclear Research, Moscow, Russia
- 38: Now at National Research Nuclear University 'Moscow Engineering Physics Institute' (MEPhI), Moscow, Russia
- 39: Also at St. Petersburg State Polytechnical University, St. Petersburg, Russia
- 40: Also at University of Florida, Gainesville, U.S.A.
- 41: Also at P.N. Lebedev Physical Institute, Moscow, Russia
- 42: Also at INFN Sezione di Padova; Università di Padova; Università di Trento (Trento), Padova, Italy
- 43: Also at Budker Institute of Nuclear Physics, Novosibirsk, Russia
- 44: Also at Faculty of Physics, University of Belgrade, Belgrade, Serbia
- 45: Also at INFN Sezione di Pavia; Università di Pavia, Pavia, Italy

- 46: Also at University of Belgrade, Faculty of Physics and Vinca Institute of Nuclear Sciences, Belgrade, Serbia
- 47: Also at Scuola Normale e Sezione dell'INFN, Pisa, Italy
- 48: Also at National and Kapodistrian University of Athens, Athens, Greece
- 49: Also at Riga Technical University, Riga, Latvia
- 50: Also at Universität Zürich, Zurich, Switzerland
- 51: Also at Stefan Meyer Institute for Subatomic Physics (SMI), Vienna, Austria
- 52: Also at Gaziosmanpasa University, Tokat, Turkey
- 53: Also at Istanbul Aydin University, Istanbul, Turkey
- 54: Also at Mersin University, Mersin, Turkey
- 55: Also at Piri Reis University, Istanbul, Turkey
- 56: Also at Adiyaman University, Adiyaman, Turkey
- 57: Also at Izmir Institute of Technology, Izmir, Turkey
- 58: Also at Necmettin Erbakan University, Konya, Turkey
- 59: Also at Marmara University, Istanbul, Turkey
- 60: Also at Kafkas University, Kars, Turkey
- 61: Also at Istanbul Bilgi University, Istanbul, Turkey
- 62: Also at Rutherford Appleton Laboratory, Didcot, U.K.
- 63: Also at School of Physics and Astronomy, University of Southampton, Southampton, U.K.
- 64: Also at Monash University, Faculty of Science, Clayton, Australia
- 65: Also at Instituto de Astrofísica de Canarias, La Laguna, Spain
- 66: Also at Bethel University, ST. PAUL, U.S.A.
- 67: Also at Utah Valley University, Orem, U.S.A.
- 68: Also at Purdue University, West Lafayette, U.S.A.
- 69: Also at Beykent University, Istanbul, Turkey
- 70: Also at Bingol University, Bingol, Turkey
- 71: Also at Erzincan University, Erzincan, Turkey
- 72: Also at Sinop University, Sinop, Turkey
- 73: Also at Mimar Sinan University, Istanbul, Istanbul, Turkey
- 74: Also at Texas A&M University at Qatar, Doha, Qatar
- 75: Also at Kyungpook National University, Daegu, Korea