

Measurement of the Ω_c^0 lifetime at Belle II

F. Abudinén¹, I. Adachi², L. Aggarwal³, H. Ahmed⁴, H. Aihara⁵, N. Akopov⁶, A. Aloisio⁷, N. Anh Ky⁸, D. M. Asner⁹, T. Aushev¹⁰, V. Aushev¹¹, H. Bae¹², P. Bambade¹³, Sw. Banerjee¹⁴, J. Baudot¹⁵, M. Bauer¹⁶, A. Beaubien¹⁷, J. Becker¹⁸, P. K. Behera¹⁹, J. V. Bennett²⁰, E. Bernieri²¹, F. U. Bernlochner²², V. Bertacchi²³, M. Bertemes²⁴, E. Bertholet²⁵, M. Bessner²⁶, S. Bettarini²⁷, B. Bhuyan²⁸, F. Bianchi²⁹, T. Bilka³⁰, D. Biswas³¹, D. Bodrov³², A. Bolz³³, J. Borah³⁴, A. Bozek³⁵, M. Bračko³⁶, P. Branchini³⁷, R. A. Briere³⁸, T. E. Browder³⁹, A. Budano⁴⁰, S. Bussino⁴¹, M. Campajola⁴², L. Cao⁴³, G. Casarosa⁴⁴, C. Cecchi⁴⁵, M.-C. Chang⁴⁶, P. Cheema⁴⁷, V. Chekelian⁴⁸, Y. Q. Chen⁴⁹, K. Chilikin⁵⁰, K. Chirapatpimol⁵¹, H.-E. Cho⁵², K. Cho⁵³, S.-J. Cho⁵⁴, S.-K. Choi⁵⁵, S. Choudhury⁵⁶, D. Cinabro⁵⁷, L. Corona⁵⁸, S. Cunliffe⁵⁹, S. Das⁶⁰, F. Dattola⁶¹, E. De La Cruz-Burelo⁶², S. A. De La Motte⁶³, G. de Marino⁶⁴, G. De Nardo⁶⁵, M. De Nuccio⁶⁶, G. De Pietro⁶⁷, R. de Sangro⁶⁸, M. Destefanis⁶⁹, S. Dey⁷⁰, A. De Yta-Hernandez⁷¹, R. Dhamija⁷², A. Di Canto⁷³, F. Di Capua⁷⁴, J. Dingfelder⁷⁵, Z. Doležal⁷⁶, I. Domínguez Jiménez⁷⁷, T. V. Dong⁷⁸, M. Dorigo⁷⁹, K. Dort⁸⁰, S. Dreyer⁸¹, S. Dubey⁸², G. Dujany⁸³, P. Ecker⁸⁴, M. Eliachevitch⁸⁵, D. Epifanov⁸⁶, P. Feichtinger⁸⁷, T. Ferber⁸⁸, D. Ferlewicz⁸⁹, T. Fillinger⁹⁰, G. Finocchiaro⁹¹, A. Fodor⁹², F. Forti⁹³, B. G. Fulsom⁹⁴, E. Ganiev⁹⁵, V. Gaur⁹⁶, A. Gaz⁹⁷, A. Gellrich⁹⁸, G. Ghevondyan⁹⁹, R. Giordano¹⁰⁰, A. Giri¹⁰¹, A. Glazov¹⁰², B. Gobbo¹⁰³, R. Godang¹⁰⁴, P. Goldenzweig¹⁰⁵, W. Gradl¹⁰⁶, S. Granderath¹⁰⁷, E. Graziani¹⁰⁸, D. Greenwald¹⁰⁹, T. Gu¹¹⁰, Y. Guan¹¹¹, K. Gudkova¹¹², J. Guillems¹¹³, K. Hayasaka¹¹⁴, H. Hayashii¹¹⁵, S. Hazra¹¹⁶, C. Hearty¹¹⁷, I. Heredia de la Cruz¹¹⁸, M. Hernández Villanueva¹¹⁹, A. Hershenhorn¹²⁰, T. Higuchi¹²¹, E. C. Hill¹²², H. Hirata¹²³, M. Hohmann¹²⁴, C.-L. Hsu¹²⁵, T. Iijima¹²⁶, K. Inami¹²⁷, G. Inguglia¹²⁸, N. Ipsita¹²⁹, A. Ishikawa¹³⁰, S. Ito¹³¹, R. Itoh¹³², M. Iwasaki¹³³, P. Jackson¹³⁴, W. W. Jacobs¹³⁵, D. E. Jaffe¹³⁶, E.-J. Jang¹³⁷, S. Jia¹³⁸, Y. Jin¹³⁹, K. K. Joo¹⁴⁰, H. Junkerkalefeld¹⁴¹, A. B. Kaliyar¹⁴², K. H. Kang¹⁴³, R. Karl¹⁴⁴, G. Karyan¹⁴⁵, C. Kiesling¹⁴⁶, C.-H. Kim¹⁴⁷, D. Y. Kim¹⁴⁸, K.-H. Kim¹⁴⁹, Y.-K. Kim¹⁵⁰, H. Kindo¹⁵¹, K. Kinoshita¹⁵², P. Kodyš¹⁵³, T. Koga¹⁵⁴, S. Kohani¹⁵⁵, K. Kojima¹⁵⁶, T. Konno¹⁵⁷, A. Korobov¹⁵⁸, S. Korpar¹⁵⁹, E. Kovalenko¹⁶⁰, R. Kowalewski¹⁶¹, T. M. G. Kraetzschmar¹⁶², P. Križan¹⁶³, P. Krokovny¹⁶⁴, J. Kumar¹⁶⁵, K. Kumara¹⁶⁶, T. Kunigo¹⁶⁷, A. Kuzmin¹⁶⁸, Y.-J. Kwon¹⁶⁹, S. Lacaprra¹⁷⁰, T. Lam¹⁷¹, L. Lanceri¹⁷², J. S. Lange¹⁷³, M. Laurenza¹⁷⁴, K. Lautenbach¹⁷⁵, R. Leboucher¹⁷⁶, C. Li¹⁷⁷, L. K. Li¹⁷⁸, J. Libby¹⁷⁹, K. Lieret¹⁸⁰, Z. Liptak¹⁸¹, Q. Y. Liu¹⁸², D. Liventsev¹⁸³, S. Longo¹⁸⁴, A. Lozar¹⁸⁵, T. Lueck¹⁸⁶, C. Lyu¹⁸⁷, M. Maggiora¹⁸⁸, R. Maiti¹⁸⁹, R. Manfredi¹⁹⁰, E. Manoni¹⁹¹, S. Marcello¹⁹², C. Marinas¹⁹³, A. Martini¹⁹⁴, T. Martinov¹⁹⁵, L. Massaccesi¹⁹⁶, M. Masuda¹⁹⁷, S. K. Maurya¹⁹⁸, J. A. McKenna¹⁹⁹, F. Meier²⁰⁰, M. Merola²⁰¹, F. Metzner²⁰², M. Milešić²⁰³, C. Miller²⁰⁴, K. Miyabayashi²⁰⁵, R. Mizuk²⁰⁶, G. B. Mohanty²⁰⁷, N. Molina-Gonzalez²⁰⁸, S. Moneta²⁰⁹, H.-G. Moser²¹⁰, M. Mrvar²¹¹, R. Mussa²¹², I. Nakamura²¹³, M. Nakao²¹⁴, H. Nakayama²¹⁵, Y. Nakazawa²¹⁶, A. Narimani Charan²¹⁷, M. Naruki²¹⁸, Z. Natkaniec²¹⁹, A. Natochii²²⁰, L. Nayak²²¹, M. Nayak²²², G. Nazaryan²²³, N. K. Nisar²²⁴, S. Ogawa²²⁵, H. Ono²²⁶, Y. Onuki²²⁷, E. R. Oxford²²⁸, A. Paladino²²⁹, A. Panta²³⁰, E. Paoloni²³¹, S. Pardi²³², H. Park²³³, S.-H. Park²³⁴, A. Passeri²³⁵, S. Paul²³⁶, T. K. Pedlar²³⁷, I. Peruzzi²³⁸, R. Peschke²³⁹, R. Pestotnik²⁴⁰, M. Piccolo²⁴¹, L. E. Piilonen²⁴², P. L. M. Podesta-Lerma²⁴³, T. Podobnik²⁴⁴, S. Pokharel²⁴⁵, L. Polat²⁴⁶, C. Praz²⁴⁷, S. Prell²⁴⁸, E. Prencipe²⁴⁹, M. T. Prim²⁵⁰, H. Purwar²⁵¹, N. Rad²⁵², P. Rados²⁵³, S. Raiz²⁵⁴, A. Ramirez Morales²⁵⁵, M. Reif²⁵⁶, S. Reiter²⁵⁷, M. Remnev²⁵⁸, I. Ripp-Baudot²⁵⁹, G. Rizzo²⁶⁰, S. H. Robertson²⁶¹, J. M. Roney²⁶², A. Rostomyan²⁶³, N. Rout²⁶⁴, G. Russo²⁶⁵, D. A. Sanders²⁶⁶, S. Sandilya²⁶⁷, A. Sangal²⁶⁸, Y. Sato²⁶⁹, V. Savinov²⁷⁰, B. Scavino²⁷¹, J. Schueler²⁷², C. Schwanda²⁷³, A. J. Schwartz²⁷⁴, B. Schwenker²⁷⁵, Y. Seino²⁷⁶, A. Selce²⁷⁷, K. Senyo²⁷⁸, J. Serrano²⁷⁹, M. E. Seviour²⁸⁰, C. Sfienti²⁸¹, C. P. Shen²⁸², X. D. Shi²⁸³, T. Shillington²⁸⁴, A. Sibidanov²⁸⁵, J. B. Singh²⁸⁶, J. Skorupa²⁸⁷, R. J. Sobie²⁸⁸, A. Soffer²⁸⁹, E. Solovieva²⁹⁰, S. Spataro²⁹¹, B. Spruck²⁹², M. Starič²⁹³, S. Stefkova²⁹⁴, Z. S. Stottler²⁹⁵, R. Stroili²⁹⁶, J. Strube²⁹⁷, M. Sumihama²⁹⁸, K. Sumisawa²⁹⁹, W. Sutcliffe³⁰⁰, S. Y. Suzuki³⁰¹, H. Svidras³⁰², M. Takizawa³⁰³, U. Tamponi³⁰⁴, K. Tanida³⁰⁵, H. Tanigawa³⁰⁶, F. Tenchini³⁰⁷, A. Thaller³⁰⁸, R. Tiwary³⁰⁹, D. Tonelli³¹⁰, E. Torassa³¹¹, N. Toutounji³¹², K. Trabelsi³¹³, M. Uchida³¹⁴, I. Ueda³¹⁵, Y. Uematsu³¹⁶, T. Uglov³¹⁷, K. Unger³¹⁸, Y. Unno³¹⁹, K. Uno³²⁰, S. Uno³²¹, Y. Ushiroda³²², S. E. Vahsen³²³, R. van Tonder³²⁴, G. S. Varner³²⁵, K. E. Varvell³²⁶, A. Vinokurova³²⁷, L. Vitale³²⁸, V. Vobbilisetti³²⁹, H. M. Wakeling³³⁰, E. Wang³³¹, M.-Z. Wang³³², X. L. Wang³³³, A. Warburton³³⁴, M. Watanabe³³⁵, S. Watanuki³³⁶, M. Welsch³³⁷, C. Wessel³³⁸, E. Won³³⁹, B. D. Yabsley³⁴⁰, S. Yamada³⁴¹, W. Yan³⁴², S. B. Yang³⁴³, H. Ye³⁴⁴, J. Yelton³⁴⁵, J. H. Yin³⁴⁶, Y. M. Yook³⁴⁷, K. Yoshihara³⁴⁸, C. Z. Yuan³⁴⁹, L. Zani³⁵⁰, Y. Zhang³⁵¹, V. Zhilich³⁵², Q. D. Zhou³⁵³, X. Y. Zhou³⁵⁴, V. I. Zhukova³⁵⁵, and R. Žlebčík³⁵⁶

(Belle II Collaboration)



(Received 19 August 2022; accepted 30 November 2022; published 21 February 2023)

We report on a measurement of the Ω_c^0 lifetime using $\Omega_c^0 \rightarrow \Omega^- \pi^+$ decays reconstructed in $e^+e^- \rightarrow c\bar{c}$ data collected by the Belle II experiment and corresponding to 207 fb^{-1} of integrated luminosity. The result, $\tau(\Omega_c^0) = 243 \pm 48(\text{stat}) \pm 11(\text{syst}) \text{ fs}$, agrees with recent measurements indicating that the Ω_c^0 is not the shortest-lived weakly decaying charmed baryon.

DOI: [10.1103/PhysRevD.107.L031103](https://doi.org/10.1103/PhysRevD.107.L031103)

The lifetime hierarchy of beauty hadrons is accurately predicted using the so-called heavy-quark expansion, which expresses the decay rate of heavy hadrons as an expansion in inverse powers of the heavy-quark mass m_b [1–6]. An accurate prediction of the hierarchy of charmed hadrons is more challenging because higher-order terms in $1/m_c$ and contributions from spectator quarks cannot be neglected and result in larger uncertainties. While the lifetimes of charmed mesons are known to high precision, the lifetimes of charmed baryons are less well measured [7].

Since its lifetime was first measured in 1995 [8,9], the Ω_c^0 baryon was believed to be the shortest lived among the four singly charmed baryons that decay weakly [10], in agreement with theoretical expectations [11,12]. In 2018, using $\Omega_c^0 \rightarrow pK^-K^-\pi^+$ decays originating from semileptonic b -hadron decays, the LHCb collaboration measured the Ω_c^0 lifetime to be $268 \pm 24 \pm 10 \pm 2 \text{ fs}$, where the uncertainties are statistical, systematic, and from the D^+ lifetime used as normalization [13]. This value is nearly four times larger than, and inconsistent with, the previous world average of $69 \pm 12 \text{ fs}$ [10], resulting in the new lifetime hierarchy $\tau(\Xi_c^0) < \tau(\Lambda_c^+) < \tau(\Omega_c^0) < \tau(\Xi_c^+)$. Another recent measurement from LHCb using promptly produced $\Omega_c^0 \rightarrow pK^-K^-\pi^+$ decays confirms their previous result with better precision, $276.5 \pm 13.4 \pm 4.4 \pm 0.7 \text{ fs}$, where the last uncertainty is from the D^0 lifetime used as normalization [14]. No independent experimental confirmation of the LHCb results exists. Why the heavy-quark expansion failed to predict the newly observed hierarchy has been debated [15]. However, recently an updated calculation shows that the heavy-quark expansion can satisfactorily describe the measured lifetimes [16].

In this paper, we report on a measurement of the Ω_c^0 lifetime using $\Omega_c^0 \rightarrow \Omega^- \pi^+$ decays reconstructed in $e^+e^- \rightarrow c\bar{c}$ events at Belle II. Charge-conjugated decays are included throughout this paper. The e^+e^- collision data used are collected at center-of-mass energies at or near the $\Upsilon(4S)$ mass and correspond to an integrated luminosity of 207 fb^{-1} . Assuming a lifetime consistent with the LHCb measurement, Ω_c^0 baryons produced in $e^+e^- \rightarrow c\bar{c}$ events at Belle II have a Lorentz boost that, on average, displaces

their decay vertices by $100 \mu\text{m}$ from the e^+e^- interaction point (IP), where they are produced. The decay time is measured from the projection of the displacement \vec{L} along the direction of the momentum \vec{p} , as $t = m\vec{L} \cdot \vec{p}/|\vec{p}|^2$, where m is the known mass of the Ω_c^0 baryon [7]. The decay-time uncertainty σ_t is calculated by propagating the uncertainties in \vec{L} and \vec{p} , including their correlations. The lifetime is determined using a fit to the (t, σ_t) distributions of the reconstructed Ω_c^0 candidates. To minimize bias, an arbitrary and unknown lifetime offset is applied to the data. The offset is revealed only after we finalized the entire analysis procedure and determined all uncertainties.

The Belle II detector [17] is built around the collision point of the SuperKEKB asymmetric-energy e^+e^- collider [18] and consists of subsystems arranged in a cylindrical geometry around the beam pipe. The innermost is a tracking subsystem consisting of a two-layer silicon-pixel detector (PXD) surrounded by a four-layer double-sided silicon-strip detector (SVD) and a 56-layer central drift chamber (CDC). Only 15% of the azimuthal angle is covered by the second PXD layer for the collection of these data. A time-of-propagation counter in the barrel and an aerogel ring-imaging Cherenkov detector in the forward end cap provide information used for the identification of charged particles. An electromagnetic calorimeter consisting of CsI(Tl) crystals fills the remaining volume inside a 1.5 T superconducting solenoid and provides energy and timing measurements for photons and electrons. A K_L^0 and muon detection subsystem is installed in the iron flux return of the solenoid. The z axis of the laboratory frame is defined as the central axis of the solenoid, with its positive direction defined as the direction opposite the positron beam.

Events are reconstructed using the Belle II software framework [19,20] using selection requirements that ensure large signal efficiency and avoid biases on decay time or variation of the signal efficiency as a function of decay time, as verified in simulation. The simulation uses KKMC [21] to generate quark-antiquark pairs from e^+e^- collisions, PYTHIA8 [22] to simulate the quark hadronization, EVTGEN [23] to decay the hadrons, and GEANT4 [24] to simulate the detector response.

Events enriched in signal $\Omega_c^0 \rightarrow \Omega^- \pi^+$ decays, with $\Omega^- \rightarrow \Lambda^0(\rightarrow p\pi^-)K^-$, are selected by rejecting events consistent with Bhabha scattering and by requiring at least three charged particles, with transverse momenta greater than $200 \text{ MeV}/c$, that are consistent with originating from the e^+e^- interaction. These charged particles are not

Published by the American Physical Society under the terms of the Creative Commons Attribution 4.0 International license. Further distribution of this work must maintain attribution to the author(s) and the published article's title, journal citation, and DOI. Funded by SCOAP³.

required to belong to the $\Omega_c^0 \rightarrow \Omega^- \pi^+$ decay. Candidate $\Lambda^0 \rightarrow p \pi^-$ decays are formed using pairs of oppositely charged particles, one of which must be identified as a proton. The decay vertex of the Λ^0 candidate is required to be more than 0.35 cm away from the IP. The Λ^0 candidates are combined with negatively charged kaon candidates having transverse momenta greater than 0.15 GeV/c to form $\Omega^- \rightarrow \Lambda^0 K^-$ decays. The Ω^- decay vertex must lie between the Λ^0 vertex and the IP and be at least 0.5 mm from the IP. For both the Λ^0 and the Ω^- candidates, the angle between its momentum and its displacement from the IP must be smaller than 90° . Candidate $\Omega_c^0 \rightarrow \Omega^- \pi^+$ decays are formed by combining the selected Ω^- candidates with positively charged particles that are consistent with originating from the e^+e^- interaction and have momenta greater than 0.5 GeV/c. We require the scaled momentum of the Ω_c^0 candidate be larger than 0.6. The scaled momentum is $p_{\text{cms}}/\sqrt{s/4 - m(\Omega^- \pi^+)^2}$, where p_{cms} is the momentum of the Ω_c^0 candidate in the e^+e^- center-of-mass system, s is the squared center-of-mass energy, and $m(\Omega^- \pi^+)$ is the reconstructed Ω_c^0 mass. The scaled momentum requirement eliminates Ω_c^0 candidates originating from decays of B mesons and greatly suppresses combinatorial background. A decay-chain vertex fit constrains the tracks according to the decay topology and constrains the Ω_c^0 candidate to originate from the e^+e^- interaction region [25]. The interaction region has typical dimensions of 250 μm along the z axis and of 10 μm and 03 μm in the two directions transverse to the z axis. Its position and size vary over time and are measured using $e^+e^- \rightarrow \mu^+\mu^-$ events. Only candidates with fit probabilities larger than 0.001 and with σ_t values smaller than 1.0 ps are retained for further analysis. The vertex fit updates the track parameters of the final-state particles, and the updated parameters are used in the subsequent analysis. The Λ^0 and Ω^- candidates are required to have masses within approximately three units of mass resolution (or standard deviations) of their known values [7]. The mass of the Ω_c^0 candidate must be in the range $[2.55, 2.85]$ GeV/ c^2 . After these requirements, about 0.5% of events have multiple Ω_c^0 candidates; for these events, the candidate with the highest vertex-fit probability is retained. An unbinned maximum likelihood fit to the $m(\Omega^- \pi^+)$ distribution is used to determine the signal purity in the signal region defined by $2.68 < m(\Omega^- \pi^+) < 2.71$ GeV/ c^2 (Fig. 1). In the fit, the Ω_c^0 signal is modeled with a Gaussian distribution, and the background is modeled with a straight line. The signal region contains approximately 132 candidates with a signal purity of $(66.5 \pm 3.3)\%$.

The lifetime is determined using a maximum-likelihood fit to the unbinned (t, σ_t) distribution of the candidates populating the signal region. The likelihood is defined as

$$L(f_s, \theta) = G(f_s|0.665, 0.033) \times \prod_i [f_s P_s(t_i, \sigma_{ti}|\theta) + (1 - f_s) P_b(t_i, \sigma_{ti}|\theta)],$$

where i runs over the candidates and θ is a shorthand notation for the set of fit parameters, which are specified in the following. The signal fraction f_s is constrained to the value measured in the $m(\Omega^- \pi^+)$ fit with the Gaussian distribution $G(f_s|0.665, 0.033)$. The signal probability density function (PDF) is the convolution of an exponential distribution in t with a Gaussian resolution function that depends on σ_t , multiplied by the PDF of σ_t ,

$$P_s(t, \sigma_t|\tau, b, s) = P_s(t|\sigma_t, \tau, b, s)P_s(\sigma_t) \propto \int_0^\infty e^{-t'/\tau} G(t - t'|b, s\sigma_t) dt' P_s(\sigma_t).$$

The resolution function's mean b is a free parameter of the fit to account for a possible bias in the determination of the decay time; its width is the per-candidate σ_t scaled by a free parameter s to account for a possible misestimation of the decay-time uncertainty. The background in the signal region is empirically modeled from data with $m(\Omega^- \pi^+)$ in the *sideband* $[2.55, 2.65] \cup [2.75, 2.85]$ GeV/ c^2 (Fig. 1). The sideband is assumed to contain exclusively background candidates and be representative of the background in the signal region, as verified in simulation. The background PDF is the conditional PDF of t given σ_t , multiplied by the PDF of σ_t , $P_b(t, \sigma_t|\theta) = P_b(t|\sigma_t, \theta)P_b(\sigma_t)$. The distribution in t is the sum of a δ function at zero and an exponential component with lifetime τ_b , both convolved with a Gaussian resolution function having a free mean b_b and a width corresponding to σ_t scaled by a free parameter s_b ,

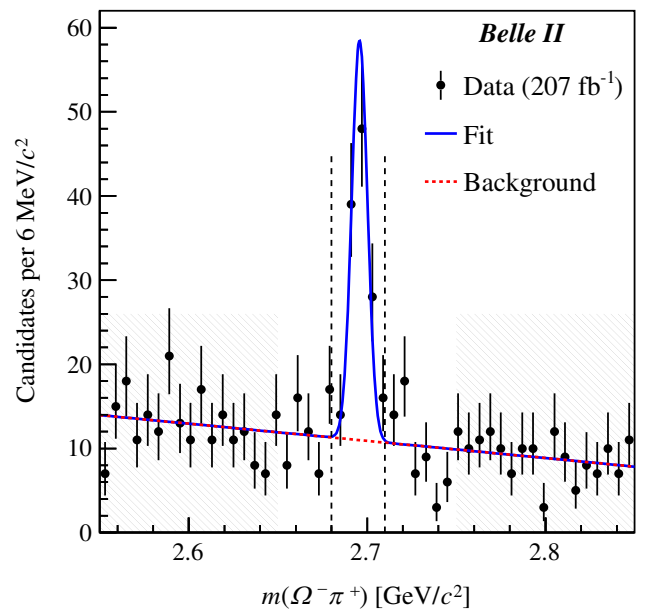


FIG. 1. Mass distribution for $\Omega_c^0 \rightarrow \Omega^- \pi^+$ candidates with fit projections overlaid. The vertical dashed lines enclose the signal region; the shaded area indicates the sideband.

$$P_b(t|\sigma_t, \tau_b, f_{\tau_b}, b_b, s_b) = (1 - f_{\tau_b})G(t|b_b, s_b\sigma_t) + f_{\tau_b}P_b(t|\sigma_t, \tau_b, b_b, s_b),$$

where f_{τ_b} is the fraction of the exponential component relative to the total background and

$$P_b(t|\sigma_t, \tau_b, b_b, s_b) \propto \int_0^\infty e^{-t'/\tau_b} G(t - t'|b_b, s_b\sigma_t) dt'.$$

To better constrain the background parameters, a simultaneous fit to the candidates in the signal region and the sideband is performed. The PDFs of σ_t , which differ between signal and background, are histogram templates derived directly from the data. The signal template is derived from the candidates in the signal region after subtracting the scaled distribution of the sideband data. The background template is obtained directly from the sideband data. No direct input from simulation is used in the fit.

The distributions of decay time and decay-time uncertainty are shown in Figs. 2 and 3 with fit projections overlaid. The Ω_c^0 lifetime is measured to be 243 ± 48 fs, the

mean of the signal resolution function is $b = -18 \pm 41$ fs, and the scaling factor of the width is $s = 1.35 \pm 0.20$, where the uncertainties are statistical only.

The following sources of systematic uncertainties are considered: fit bias, resolution model, treatment of background contamination, imperfect alignment of the tracking detectors, and uncertainties in the momentum scale and in the input Ω_c^0 mass. Table I lists all contributions and their total, calculated as the sum in quadrature of the individual contributions.

The lifetime fit is tested on data generated by randomly sampling the fit PDF with parameters fixed to the values found in the fit to the data and with lifetime values varied between 60 fs and 300 fs. One thousand pseudoexperiments, each the same size as the data, are generated for each tested lifetime value. A -3.4 fs bias is observed for lifetime values close to the fit result of 243 fs. The bias is mostly due to the small sample size and reduces when simulating larger sizes. Its absolute value is assigned as a symmetric systematic uncertainty.

Simulation shows that the resolution function has tails that are inconsistent with a Gaussian model. The effect on the measured lifetime due to using our imperfect resolution

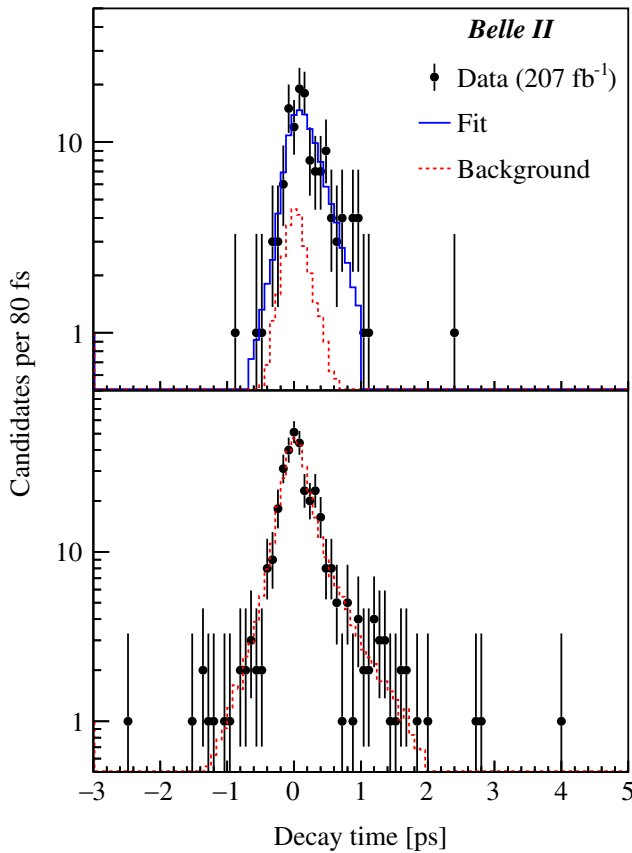


FIG. 2. Decay-time distributions for $\Omega_c^0 \rightarrow \Omega^- \pi^+$ candidates populating (top) the signal region and (bottom) the sideband with fit projections overlaid.

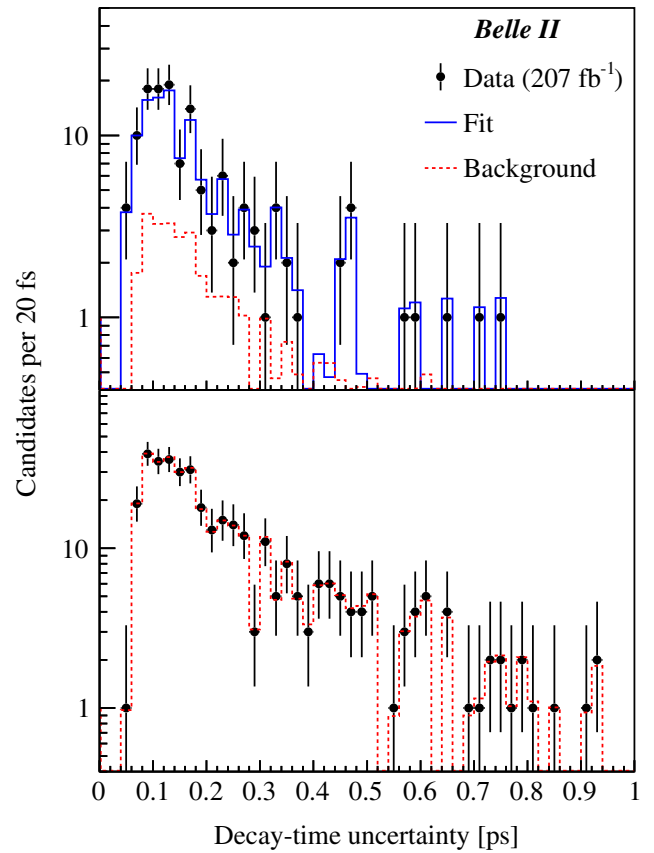


FIG. 3. Decay-time-uncertainty distributions for $\Omega_c^0 \rightarrow \Omega^- \pi^+$ candidates populating (top) the signal region and (bottom) the sideband with fit projections overlaid.

TABLE I. Systematic uncertainties.

Source	Uncertainty (fs)
Fit bias	3.4
Resolution model	6.2
Background model	8.3
Detector alignment	1.6
Momentum scale	0.2
Input Ω_c^0 mass	0.2
Total	11.0

model is quantified using one thousand samples of signal-only simulated decays, each the same size as the data. The samples are obtained by resampling, with replacement, from a sample of simulated e^+e^- collisions corresponding to five times the data size. For each sample the fit is performed and the measured lifetime is compared to the true lifetime of the parent simulation sample. The average difference between measured and true lifetimes, 2.8 fs, is corrected for the known fit bias of -3.4 fs and the resulting value, 6.2 fs, is assigned as a systematic uncertainty due to the imperfect resolution model.

For signal decays, the decay-time resolution function has a mean that depends nearly linearly on the candidate mass, and is expected to average out for a symmetric range of candidate masses. We check that the associated uncertainty in the measured lifetime is negligible by varying the boundaries of the signal region.

In simulation, the (t, σ_t) distribution of the candidates in the sideband describes the background candidates in the signal region well. The same might not hold for the data and this could bias the result. To quantify this bias, we generate and fit to one thousand pseudoexperiments, each the same size and with the same signal-to-background proportion as that of the data. In the generation, signal and background candidates populating the signal region are sampled from the fit PDFs, using input parameters equal to those determined from the fit to the data. Generated background candidates in the signal region thus feature the same (t, σ_t) distribution as the data. In contrast, candidates in the sideband are sampled from simulated e^+e^- collisions. In this manner, the pseudoexperiments feature sideband data that differ from the background in the signal region with the same level of disagreement as observed between data and simulation. The averaged difference between the measured and generated lifetimes, corrected for the previously estimated biases due to the fit and to the resolution model, is 6.2 ± 1.9 fs. Various definitions of the sideband are tried: $[2.55, 2.64] \cup [2.76, 2.85]$ GeV/c^2 , $[2.55, 2.66] \cup [2.74, 2.85]$ GeV/c^2 , $[2.55, 2.65]$ GeV/c^2 , and $[2.75, 2.85]$ GeV/c^2 . The latter region shows a significant deviation in fitted lifetime from the nominal result. The deviation, 8.3 fs, is consistent with the pseudoexperiments study and is assigned as a systematic uncertainty due to the modeling of the background (t, σ_t) distribution.

In the lifetime fit, the fraction of background candidates in the signal region is constrained by the result of the fit to the $m(\Omega^- \pi^+)$ distribution. When we change this background fraction to values obtained from fitting to the $m(\Omega^- \pi^+)$ distribution with alternative signal and background PDFs, the change in the measured lifetime is negligible.

In Belle II, track parameters are periodically calibrated to correct for misalignment and deformation of internal components of the PXD and SVD, and for the relative alignments of the PXD, SVD, and CDC. Misalignment can bias the measurement of the decay lengths and hence of the decay times. To quantify the effect of possible residual misalignment on the measured lifetime, large samples of signal decays are simulated with various misalignment configurations. Lifetime residuals with respect to perfectly aligned simulation are estimated, and their root mean square, 1.6 fs, is assigned as a systematic uncertainty due to possible detector misalignment.

Uncertainties in the knowledge of the absolute momentum scale and in the world-average value of the Ω_c^0 mass [7] each result in a 0.2 fs uncertainty in the lifetime.

Consistency of the results is tested by repeating the full analysis in subsets of the data split according to data-taking periods and conditions, Ω_c^0 momentum and flight direction, charm flavor, and Ω^- flight length. In all cases, the variations of the results are consistent with statistical fluctuations. To check that the best-candidate selection in events with multiple candidates does not affect the result, the measurement is repeated with randomly selecting a single candidate, removing all events with multiple candidates, or keeping all candidates. No significant variation in the measured lifetime is observed. The measurement is also repeated with the fit range varied to exclude candidates in the tails of the (t, σ_t) distribution, with no significant deviation in the resulting lifetime from the nominal result.

In conclusion, we report on a measurement of the Ω_c^0 lifetime using $e^+e^- \rightarrow c\bar{c}$ data collected by the Belle II experiment corresponding to an integrated luminosity of 207 fb^{-1} . This measurement,

$$\tau(\Omega_c^0) = 243 \pm 48(\text{stat}) \pm 11(\text{syst}) \text{ fs},$$

is consistent with the LHCb average of 274.5 ± 12.4 fs [14], and inconsistent at 3.4 standard deviations with the pre-LHCb world average of 69 ± 12 fs [10]. The Belle II result, therefore, confirms that the Ω_c^0 is not the shortest-lived weakly decaying charmed baryon.

This work, based on data collected using the Belle II detector, which was built and commissioned prior to March 2019, was supported by Science Committee of the Republic of Armenia Grant No. 20TTCG-1C010; Australian Research Council and research Grants No. DE220100462, No. DP-180102629, No. DP170102389, No. DP170102204,

No. DP150103061, No. FT130100303, No. FT130100018, and No. FT120100745; Austrian Federal Ministry of Education, Science and Research, Austrian Science Fund No. P 31361-N36 and No. J4625-N, and Horizon 2020 ERC Starting Grant No. 947006 “InterLeptons”; Natural Sciences and Engineering Research Council of Canada, Compute Canada and CANARIE; Chinese Academy of Sciences and research Grant No. QYZDJ-SSW-SLH011, National Natural Science Foundation of China and research Grants No. 11521505, No. 11575017, No. 11675166, No. 11761141009, No. 11705209, and No. 11975076, LiaoNing Revitalization Talents Program under Contract No. XLYC1807135, Shanghai Pujiang Program under Grant No. 18PJ1401000, and the CAS Center for Excellence in Particle Physics (CCEPP); the Ministry of Education, Youth, and Sports of the Czech Republic under Contract No. LTT17020 and Charles University Grant No. SVV 260448 and the Czech Science Foundation Grant No. 22-18469S; European Research Council, Seventh Framework PIEF-GA-2013-622527, Horizon 2020 ERC-Advanced Grants No. 267104 and No. 884719, Horizon 2020 ERC-Consolidator Grant No. 819127, Horizon 2020 Marie Skłodowska-Curie Grant Agreement No. 700525 “NIOBE” and No. 101026516, and Horizon 2020 Marie Skłodowska-Curie RISE project JENNIFER2 Grant Agreement No. 822070 (European grants); L’Institut National de Physique Nucléaire et de Physique des Particules (IN2P3) du CNRS (France); BMBF, DFG, HGF, MPG, and AvH Foundation (Germany); Department of Atomic Energy under Project Identification No. RTI 4002 and Department of Science and Technology (India); Israel Science Foundation Grant No. 2476/17, U.S.-Israel Binational Science Foundation Grant No. 2016113, and Israel Ministry of Science Grant No. 3-16543; Istituto Nazionale di Fisica Nucleare and the research grants BELLE2; Japan Society for the Promotion of Science, Grant-in-Aid for Scientific Research Grants No. 16H03968, No. 16H03993, No. 16H06492, No. 16K05323, No. 17H01133, No. 17H05405, No. 18K03621, No. 18H03710, No. 18H05226, No. 19H00682, No. 22H00144, No. 26220706, and No. 26400255, the National Institute of Informatics, and Science Information NETWORK 5 (SINET5), and the Ministry of Education, Culture, Sports, Science, and Technology (MEXT) of Japan; National Research Foundation (NRF) of Korea Grants No. 2016R1D1-A1B02012900, No. 2018R1A2B3003643, No. 2018-R1A6A1A06024970, No. 2018R1D1A1B07047294,

No. 2019R111A3A01058933, No. 2022R1A2C1003993, and No. RS-2022-00197659, Radiation Science Research Institute, Foreign Large-size Research Facility Application Supporting project, the Global Science Experimental Data Hub Center of the Korea Institute of Science and Technology Information and KREONET/GLORIAD; Universiti Malaya RU grant, Akademi Sains Malaysia, and Ministry of Education Malaysia; Frontiers of Science Program Contracts No. FOINS-296, No. CB-221329, No. CB-236394, No. CB-254409, and No. CB-180023, and No. SEP-CINVESTAV research Grant No. 237 (Mexico); the Polish Ministry of Science and Higher Education and the National Science Center; the Ministry of Science and Higher Education of the Russian Federation, Agreement No. 14.W03.31.0026, and the HSE University Basic Research Program, Moscow; University of Tabuk research Grants No. S-0256-1438 and No. S-0280-1439 (Saudi Arabia); Slovenian Research Agency and research Grants No. J1-9124 and No. P1-0135; Agencia Estatal de Investigacion, Spain Grant No. RYC2020-029875-I and Generalitat Valenciana, Spain Grant No. CIDEGENT/2018/020 Ministry of Science and Technology and research Grants No. MOST106-2112-M-002-005-MY3 and No. MOST107-2119-M-002-035-MY3, and the Ministry of Education (Taiwan); Thailand Center of Excellence in Physics; TUBITAK ULAKBIM (Turkey); National Research Foundation of Ukraine, project No. 2020.02/0257, and Ministry of Education and Science of Ukraine; the U.S. National Science Foundation and research Grants No. PHY-1913789 and No. PHY-2111604, and the U.S. Department of Energy and research Awards No. DE-AC06-76RLO1830, No. DE-SC0007983, No. DE-SC0009824, No. DE-SC0009973, No. DE-SC0010007, No. DE-SC0010073, No. DE-SC0010118, No. DE-SC0010504, No. DE-SC0011784, No. DE-SC0012704, No. DE-SC0019230, No. DE-SC0021274, No. DE-SC0022350; and the Vietnam Academy of Science and Technology (VAST) under Grant No. DL0000.05/21-23. These acknowledgements are not to be interpreted as an endorsement of any statement made by any of our institutes, funding agencies, governments, or their representatives. We thank the SuperKEKB team for delivering high-luminosity collisions; the KEK cryogenics group for the efficient operation of the detector solenoid magnet; the KEK computer group and the NII for on-site computing support and SINET6 network support; and the raw-data centers at BNL, DESY, GridKa, IN2P3, INFN, and the University of Victoria for offsite computing support.

- [1] M. Neubert, *B* decays and the heavy quark expansion, *Adv. Ser. Dir. High Energy Phys.* **15**, 239 (1998).
- [2] N. Uraltsev, Topics in the heavy quark expansion, in *At the Frontier of Particle Physics*, edited by M. Shifman and B. Ioffe (2001), 10.1142/9789812810458_0034.
- [3] A. Lenz and T. Rauh, *D*-meson lifetimes within the heavy quark expansion, *Phys. Rev. D* **88**, 034004 (2013).
- [4] A. Lenz, Lifetimes and heavy quark expansion, *Int. J. Mod. Phys. A* **30**, 1543005 (2015).
- [5] M. Kirk, A. Lenz, and T. Rauh, Dimension-six matrix elements for meson mixing and lifetimes from sum rules, *J. High Energy Phys.* **12** (2017) 068; **06** (2020) 162(E).
- [6] H.-Y. Cheng, Phenomenological study of heavy hadron lifetimes, *J. High Energy Phys.* **11** (2018) 014.
- [7] P. A. Zyla *et al.*, Particle Data Group, Review of particle physics, *Prog. Theor. Exp. Phys.* **2020**, 083C01 (2020).
- [8] P. L. Frabetti *et al.*, E687 Collaboration, First measurement of the lifetime of the Ω_c^0 , *Phys. Lett. B* **357**, 678 (1995).
- [9] M. I. Adamivich *et al.*, WA89 Collaboration, Measurement of the Ω_c^0 lifetime, *Phys. Lett. B* **358**, 151 (1995).
- [10] M. Tanabashi *et al.*, Particle Data Group, Review of particle physics, *Phys. Rev. D* **98**, 030001 (2018).
- [11] M. A. Shifman and M. B. Voloshin, Hierarchy of lifetimes of charmed and beautiful hadrons, *Sov. Phys. JETP* **64**, 698 (1986).
- [12] B. Guberina, R. Ruckl, and J. Trampetic, Charmed baryon lifetime differences, *Z. Phys. C* **33**, 297 (1986).
- [13] R. Aaij *et al.*, LHCb Collaboration, Measurement of the Ω_c^0 Baryon Lifetime, *Phys. Rev. Lett.* **121**, 092003 (2018).
- [14] R. Aaij *et al.*, LHCb Collaboration, Measurement of the lifetimes of promptly produced Ω_c^0 and Ξ_c^0 baryons, *Sci. Bull.* **67**, 479 (2022).
- [15] H.-Y. Cheng, The strangest lifetime: A bizarre story of $\tau(\Omega_c^0)$, *Sci. Bull.* **67**, 445 (2022).
- [16] J. Gratx, B. Melić, and I. Nišandžić, Lifetimes of singly charmed hadrons, *J. High Energy Phys.* **07** (2022) 058.
- [17] T. Abe *et al.*, Belle II Collaboration, Belle II technical design report, [arXiv:1011.0352](https://arxiv.org/abs/1011.0352).
- [18] K. Akai, K. Furukawa, and H. Koiso, SuperKEKB collider, *Nucl. Instrum. Methods Phys. Res., Sect. A* **907**, 188 (2018).
- [19] T. Kuhr, C. Pulvermacher, M. Ritter, T. Hauth, and N. Braun, Belle II framework software group, The Belle II Core Software, *Comput. Softw. Big Sci.* **3**, 1 (2019).
- [20] The Belle II Collaboration, Belle II analysis software framework (basf2), 10.5281/zenodo.5574115.
- [21] S. Jadach, B. F. L. Ward, and Z. Wař, The precision Monte Carlo event generator KK for two-fermion final states in e^+e^- collisions, *Comput. Phys. Commun.* **130**, 260 (2000).
- [22] T. Sjöstrand, S. Ask, J. R. Christiansen, R. Corke, N. Desai, P. Ilten, S. Mrenna, S. Prestel, C. O. Rasmussen, and P. Z. Skands, An introduction to PYTHIA 8.2, *Comput. Phys. Commun.* **191**, 159 (2015).
- [23] D. J. Lange, The EvtGen particle decay simulation package, *Nucl. Instrum. Methods Phys. Res., Sect. A* **462**, 152 (2001).
- [24] S. Agostinelli *et al.*, GEANT4 Collaboration, GEANT4: A simulation toolkit, *Nucl. Instrum. Methods Phys. Res., Sect. A* **506**, 250 (2003).
- [25] J.-F. Krohn *et al.*, Belle II analysis software group, Global decay chain vertex fitting at Belle II, *Nucl. Instrum. Methods Phys. Res., Sect. A* **976**, 164269 (2020).