



ELSEVIER

Contents lists available at ScienceDirect

Physics Letters B

journal homepage: www.elsevier.com/locate/physletb

Search for the Higgs boson decay to a pair of electrons in proton-proton collisions at $\sqrt{s} = 13$ TeV

The CMS Collaboration*

CERN, Geneva, Switzerland

ARTICLE INFO

Article history:

Received 30 July 2022

Received in revised form 16 January 2023

Accepted 15 February 2023

Available online 17 September 2023

Editor: M. Doser

Keywords:

CMS

Higgs

Electrons

BSM

ABSTRACT

A search is presented for the Higgs boson decay to a pair of electrons (e^+e^-) in proton-proton collisions at $\sqrt{s} = 13$ TeV. The data set was collected with the CMS experiment at the LHC between 2016 and 2018, corresponding to an integrated luminosity of 138 fb^{-1} . The analysis uses event categories targeting Higgs boson production via gluon fusion and vector boson fusion. The observed upper limit on the Higgs boson branching fraction to an electron pair is 3.0×10^{-4} (3.0×10^{-4} expected) at the 95% confidence level, which is the most stringent limit on this branching fraction to date.

© 2023 The Author(s). Published by Elsevier B.V. This is an open access article under the CC BY license (<http://creativecommons.org/licenses/by/4.0/>). Funded by SCOAP³.

1. Introduction

Since the discovery of the Higgs boson by the ATLAS and CMS Collaborations in 2012 [1–3], various measurements of its interactions with standard model (SM) particles have been performed. In particular, the interactions of the Higgs boson with the third-generation fermions have been observed, with coupling strengths found to be in agreement with the expectations of the SM [4–9]. More recently, the CMS Collaboration has also presented first evidence for the decay of the Higgs boson to the second-generation fermions, in a search for $H \rightarrow \mu^+\mu^-$ decays [10]. Such measurements of Yukawa couplings to light fermions are experimentally challenging at the LHC, given that the SM predicts the coupling strengths to be proportional to the fermion mass [11–13]. Consequently, couplings of the Higgs boson to the first-generation fermions have yet to be confirmed experimentally.

For the Higgs boson decay to an electron pair, $H \rightarrow e^+e^-$, the SM predicted branching fraction of $\mathcal{B}(H \rightarrow e^+e^-) \approx 5 \times 10^{-9}$ [14] is extremely small and inaccessible with the current LHC data set. Higher-order corrections included in the branching fraction prediction introduce diagrams which do not contain the Higgs boson Yukawa coupling to the electron. These contributions are expected to dominate in the SM, but are still much smaller than present sensitivity. Therefore, a search for this decay channel currently provides the only direct probe of the Higgs boson Yukawa coupling to the electron, which is enhanced in several scenarios beyond the

SM. The simplest of these are models postulating two Higgs doublets [15]; other extensions include the addition of higher order operators to the SM Lagrangian, including dimension 10 operators that could modify the coupling by a factor of ≈ 10 [16,17]. These enhancements are, however, still smaller than present sensitivity could detect.

This Letter describes a search for $H \rightarrow e^+e^-$ decays in proton-proton (pp) collisions at $\sqrt{s} = 13$ TeV, using data recorded with the CMS detector in 2016–2018, corresponding to an integrated luminosity of 138 fb^{-1} . The most recent search from the CMS Collaboration for this decay was performed using pp collision data collected at $\sqrt{s} = 8$ TeV with an integrated luminosity of 19.7 fb^{-1} [18]. A 95% confidence level (CL) upper limit on $\mathcal{B}(H \rightarrow e^+e^-)$ of 1.9×10^{-3} was determined. The most sensitive search for $H \rightarrow e^+e^-$ decays from the ATLAS Collaboration was performed using pp data with an integrated luminosity of 139 fb^{-1} , collected at $\sqrt{s} = 13$ TeV. A 95% CL upper limit on $\mathcal{B}(H \rightarrow e^+e^-)$ was set at 3.6×10^{-4} [19].

The analysis presented in this Letter primarily targets Higgs boson production by gluon fusion (ggH) and vector boson fusion (VBF). Rarer Higgs boson production processes, including production in association with top quarks ($t\bar{t}H$) and a vector boson (VH), are also considered, although no dedicated selection is applied to target them. The final states of interest comprise a pair of two prompt, oppositely charged electrons, potentially produced in association with hadronic jets. The sensitivity to each production mode is increased by dividing events into analysis categories, giving an improved signal to background ratio (S/B). Each analysis category is defined by a selection on a dedicated multivariate (MVA) dis-

* E-mail address: cms-publication-committee-chair@cern.ch.

criminant. The MVA-based classifiers are trained to separate Higgs boson signal events from the dominant Drell–Yan (DY) background and smaller background contributions from $t\bar{t}$ decays. A simultaneous fit to the dielectron invariant mass distribution (m_{ee}) in each category is then used to extract an upper limit on $\mathcal{B}(H \rightarrow e^+e^-)$.

2. The CMS detector

The central feature of the CMS apparatus is a superconducting solenoid of 6 m internal diameter, providing a magnetic field of 3.8 T. Within the solenoid volume are a silicon pixel and strip tracker, a lead tungstate crystal electromagnetic calorimeter (ECAL), and a brass and scintillator hadron calorimeter (HCAL), each composed of a barrel and two endcap sections. The pseudorapidity (η) coverage provided by the barrel and endcap detectors is extended by the forward hadron calorimeter, which uses steel as an absorber and quartz fibres as the sensitive material. Muons are detected in gas-ionization chambers embedded in the steel flux-return yoke outside the solenoid.

Events of interest are selected using a two-tiered trigger system [20,21]. The first level (L1), composed of custom hardware processors, uses information from the calorimeters and muon detectors to select events at a rate of around 100 kHz within a fixed latency of about 4 μ s. The second level, known as the high-level trigger, consists of a farm of processors running a version of the full event reconstruction software optimized for fast processing, and reduces the event rate to around 1 kHz before data storage.

The global event reconstruction (also called particle-flow (PF) event reconstruction [22]) aims to reconstruct individual particles (photons, charged and neutral hadrons, muons, and electrons) by optimally combining information from the various elements of the CMS detector. In the case of electrons, the energy is determined from a combination of the electron momentum at the primary interaction vertex as determined by the tracker, the energy of the corresponding ECAL cluster, and the energy sum of all bremsstrahlung photons spatially compatible with originating from the charged electron track. The momentum resolution for electrons with transverse momentum $p_T \approx 45$ GeV from $Z \rightarrow e^+e^-$ decays ranges from 1.6–5.0% [23,24]. The candidate vertex with the largest value of summed physics-object p_T^2 is taken to be the primary pp interaction vertex. The physics objects used for this determination are the jets, clustered using the infrared- and collinear-safe anti- k_T algorithm [25,26] with the tracks assigned to candidate vertices as inputs, and the associated missing transverse momentum, taken as the negative vector p_T sum of those jets.

For charged hadrons, the energy is determined from a combination of their momentum measured in the tracker and the matching ECAL and HCAL energy deposits, corrected for the response function of the calorimeters to hadronic showers. The energy of neutral hadrons is obtained from the corresponding corrected ECAL and HCAL energies. Hadronic jets are built from PF candidates using the anti- k_T algorithm [25] with a distance parameter of 0.4. The momentum of a jet is determined as the vectorial sum of all particle momenta in the jet, and is found from simulation to be, on average, within 5–10% of the true momentum over the whole p_T spectrum and detector acceptance. Charged hadrons originating from additional pp interactions are removed from the analysis.

A more detailed description of the CMS detector, together with a definition of the coordinate system used and the relevant kinematic variables, can be found in Ref. [27].

3. Analysis strategy

The analysis strategy is similar to that used in the SM $H \rightarrow \gamma\gamma$ analysis [28]. In this case, however, events are selected using a dielectron trigger with asymmetric electron p_T thresholds of 23 and

12 GeV, and loose isolation requirements. Offline, all events entering the analysis are required to pass a loose selection placed on the electron kinematics and an electron identification (ID) criterion. Simulated signal and background events are then used to train MVA-based classifiers designed to reduce the number of background events entering the selection. This is performed independently for the ggH and VBF channels, with classifiers trained on simulated samples corresponding to the three data-taking years, combined in accordance with their integrated luminosities.

In both ggH and VBF channels, the dominant background consists of DY events, with smaller contributions from $t\bar{t}$ processes with dilepton or lepton + jets final states. In the VBF channel, electroweak Z boson production in association with two jets (EW $Z \rightarrow e^+e^-$) is also considered. These events closely mimic the VBF signal process and are included as a background during MVA training. Although the cross section for VBF production is roughly an order of magnitude smaller than for ggH production, the VBF final state provides a distinct signature in the detector, in which the Higgs boson is produced in association with two forward jets with a large η difference and high dijet invariant mass. These features are exploited by the VBF classifier to enhance the expected S/B ratio, allowing the sensitivity of the VBF categories to become comparable to those targeting ggH .

The output scores of the classifiers are used to define analysis categories. The number and location of category boundaries is chosen to optimize the expected significance of all resulting categories combined. The categories are non-overlapping by construction, with events first being considered for the VBF categories, as these have both a higher S/B and a distinctive topology. If an event fails the VBF requirements, it is then considered for the ggH analysis categories.

Once the analysis categories are defined, a maximum likelihood fit is performed to the m_{ee} distribution in each category simultaneously. The smoothly falling background spectrum, consisting mostly of DY events, is modelled directly from data using the discrete profiling method [29]. The signal model is derived from simulated Higgs boson events independently for each production mode and analysis category. The fit is used to extract 95% CL upper limits on $\mathcal{B}(H \rightarrow e^+e^-)$.

4. Data and simulated events

This analysis uses pp collision data corresponding to an integrated luminosity of 138 fb^{-1} , of which 36.3, 41.5, and 59.8 fb^{-1} were collected during 2016, 2017, and 2018, respectively.

A Monte Carlo (MC) simulated sample is generated for each of the ggH , VBF, VH , and $t\bar{t}H$ signal processes using MADGRAPH5_AMC@NLO v2.6.5 [30] at next-to-leading order (NLO) accuracy in perturbative quantum chromodynamics (QCD). For the ggH process, up to three additional partons are considered in the matrix element calculation; for VBF production, up to one additional parton is considered, excluding the quark-initiated jets produced in the leading order process. In addition, events from ggH production are weighted to match the predictions of the NNLOPS program [31], as a function of the Higgs boson transverse momentum and the number of jets in the event. Simulated DY and electroweak $Z \rightarrow e^+e^-$ background processes are also generated at NLO using MADGRAPH5_AMC@NLO, while $t\bar{t}$ events are produced using the POWHEG v2.0 [32–35] NLO generator. All parton-level simulated samples are interfaced with PYTHIA v8.230 [36] for parton showering and hadronization, using the CP5 underlying event tune [37]. Parton distribution functions (PDFs) are taken from the NNPDF 3.1 [38] set for the simulation of all years. The ggH , VBF, VH , and $t\bar{t}H$ production cross sections used to normalize the signal samples are taken from the LHC Higgs Working Group recommendations [39], at the highest available order. Additional pp

interactions occurring in both the same and adjacent bunch crossings (pileup) are simulated as a set of minimum bias interactions that are mixed with the hard scattering event. In the analysis of each data-taking year, the simulated events are weighted based on the number of pileup events to match the distribution measured in data. Finally, the response of the CMS detector is simulated using the GEANT4 package [40].

5. Event selection

A loose preselection on the events is applied to ensure they are consistent with a Higgs boson decaying to two electrons. The two electrons with the highest and next-highest p_T are referred to as the leading and subleading electrons, respectively, and define the dielectron system. Each event must contain at least two oppositely charged electrons fulfilling the following requirements:

- $p_T > 35$ (25) GeV for the leading (subleading) electron;
- a tight working point on an electron ID, designed to have a 90% signal selection efficiency. The ID combines descriptions of the shape and isolation of energy deposits in the ECAL, the quality of associated tracks, and the compatibility of measurements from the tracker and ECAL, in an MVA-based discriminator [24];
- pseudorapidity within the ECAL acceptance ($|\eta| < 2.5$), and not in the barrel-endcap transition region ($1.44 < |\eta| < 1.57$); and
- $110 < m_{ee} < 150$ GeV, chosen to limit contributions from DY events, and to ensure the m_{ee} sideband regions have sufficient events to constrain the background expectation in the signal region.

All jets entering the analysis are required to have $p_T > 25$ GeV and $|\eta| < 4.7$. Jets are required to pass a tight pileup identification criterion [41] that uses the topology of the jet shape, the number of charged and neutral jet constituents, and information on any associated tracks, to reject jets resulting from pileup. A tight requirement is also placed on an additional jet ID, which rejects spurious jets resulting from detector noise [41]. Finally, a selection is applied to suppress the observed noise in the ECAL endcaps for low- p_T jets in the 2017 data; this selection vetoes jets with $p_T < 50$ GeV within the region $2.7 < |\eta| < 3.1$.

Scale factors are applied to simulated samples to correct for differences between simulation and data. These include corrections for differences in the electron reconstruction and identification efficiencies, as well as in the trigger efficiency.

6. Event categorization

The categorization targeting VBF events are based on a boosted decision tree (BDT) trained to discriminate between signal and background events, referred to as the VBF BDT. Prior to training the BDT, an additional selection is applied on top of the loose preselection in order to target VBF events. This is referred to as the VBF preselection and comprises the following:

- $p_T > 40$ (25) GeV for the leading (subleading) jet;
- dijet invariant mass > 350 GeV.

All simulated VBF events passing the VBF preselection are considered as signal when training the BDT. The largest background process in the VBF phase space consists of DY events, with a smaller but significant contribution from $t\bar{t}$ production. Although small in yield, the electroweak Z boson production process is also considered, since such events typically have signal-like characteristics and thus are assigned high VBF BDT scores.

Many observables characterising the VBF event topology are leveraged in the BDT in order to significantly increase the S/B in each analysis category, including information related to the kinematics of the individual electrons, the dielectron system, the three leading jets individually, the dijet system, and the dielectron plus dijet system. Inputs with good discriminating power include the invariant mass of the dijet object, the difference in η between the two leading jets, and a centrality variable [42] defined as $\exp[-4(|\eta_{ee} - \frac{1}{2}(\eta_{j_1} + \eta_{j_2})|/|\eta_{j_1} - \eta_{j_2}|)^2]$, where η_{ee} is the dielectron pseudorapidity, and $j_{1(2)}$ labels the leading (subleading) jet. Other jet variables such as a quark-gluon identification score [43] are also included. The score is based on quantities such as the p_T and multiplicity of PF candidates reconstructed within a jet in a likelihood discriminant to separate gluon and quark-initiated jets. Finally, it was verified that information related to the dielectron system was not sufficient for the Higgs boson mass (m_H) to be inferred by the classifier. The output score for the VBF BDT is shown for both simulation and data in Fig. 1 (left).

In this analysis, the background model is taken directly from data, whereas the signal modelling uses simulated samples. Therefore, it is necessary to ensure there is reasonable agreement between data and simulation for input observables to the VBF classifier as well as the output score. This is checked using $Z \rightarrow e^+e^-$ events from a control region, defined to be non-overlapping with the analysis category phase space. The VBF preselection is also applied, with the exception of the m_{ee} requirements which are shifted to approximately centre on the Z boson mass ($80 < m_{ee} < 100$ GeV). Drell-Yan events are chosen for this validation since the final state mimics that of the $H \rightarrow e^+e^-$ process and is relatively free from contaminating backgrounds. The distribution of the classifier output score is shown in Fig. 1 (right). Agreement between data and simulation is observed to be within the uncertainty given by the combined systematic and statistical variations, for the range of output scores in which the analysis categories are constructed.

Analysis categories targeting VBF events are defined using the output score of the BDT. The analysis defines only two VBF categories, since the sensitivity to VBF events is observed to saturate at numbers larger than two. The expected signal and background yields for both VBF categories are shown in Table 1.

The categorization for ggH events is also based on a BDT trained to discriminate between simulated signal and background events, referred to as the ggH BDT. All simulated signal and background events passing the basic preselection are considered when training. The largest background contribution in this channel consists of DY events, the kinematics of which are typically similar to the ggH signal. Hence, the classification task is nontrivial and many features are leveraged to improve the separation power of the BDT. These features include kinematic properties of the individual electrons, the dielectron system, and up to two jets, if present. Although these inputs are broadly similar between simulated ggH signal and background events, quantities such as the dielectron p_T provide reasonable discriminating power, where the average dielectron p_T for ggH events is higher than in background. Similarly to the VBF BDT, it is checked that information related to the dielectron system is not sufficient for m_H to be inferred by the classifier. The output score for the ggH BDT is shown for both simulation and data in Fig. 2 (left).

The validation procedure for the ggH BDT is identical to that for the VBF BDT, described above, and is performed in the Z boson mass control region designed to be non-overlapping with the ggH analysis categories. The basic analysis preselection is also applied, with the exception of the m_{ee} requirements. The distribution of the classifier output score in this region is shown in Fig. 2 (right). The agreement between data and simulation is typically within the uncertainty permitted by the combined systematic and statistical variations; any residual differences are smaller than the theoretic-

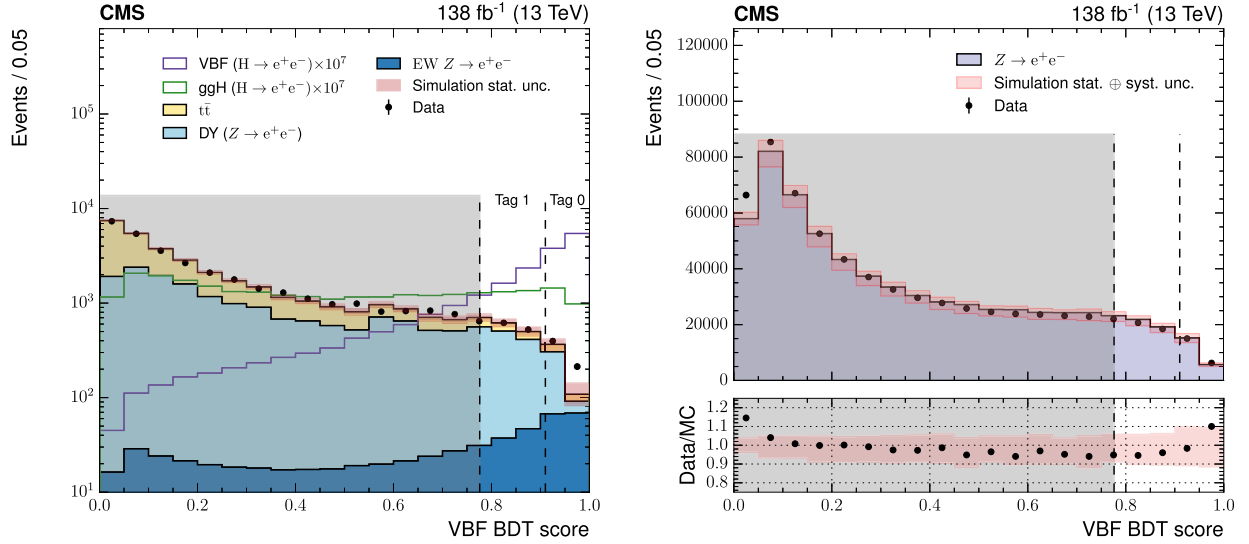


Fig. 1. Distribution of the output score of the VBF BDT in all simulated background and signal events, and data (left), passing VBF preselection. The ggH and VBF signals are scaled for better visibility. Category boundaries targeting VBF production are denoted with dashed lines. The shaded region defines events which are not selected to enter VBF analysis categories, but may populate those targeting ggH . A small excess in data with respect to the MC background prediction is observed in the most signal-like bin; however, these events are not found to peak around the signal region of the m_{ee} distribution. The right plot shows the distribution of the output score of the VBF BDT in a control region around the Z boson mass. The simulated samples include both DY and EW $Z \rightarrow e^+e^-$ events. The combined impact of the statistical and systematic uncertainties in simulation is shown by the red shaded band, where the systematic component includes uncertainties in the jet energy scale and resolution corrections, alongside the electron energy scale corrections. Uncertainties in the efficiency of electron identification, reconstruction, and trigger selection are also included, as well as the uncertainty on the integrated luminosity, presented in Section 7. Good agreement is observed between the DY simulation (filled histogram) and data (black markers), within the phase space in which the analysis categories are constructed.

Table 1

The total expected number of signal events for $m_H = 125.38$ GeV in analysis categories targeting ggH and VBF events, for an integrated luminosity of 138 fb^{-1} . The fractional contribution from each production mode to each category is also shown. The σ_{eff} , defined as the smallest interval containing 68.3% of the m_{ee} distribution, is listed for each analysis category. The final column shows the expected ratio of signal to background, where S and B are the numbers of expected signal and background events in a $\pm 1\sigma_{\text{eff}}$ window centred on m_H . The expected background event yields are extrapolated from data sidebands.

Analysis categories	SM 125.38 GeV expected $H \rightarrow e^+e^-$ signal yields					σ_{eff} (GeV)	Bkg. per GeV	S/B
	Yield ($\times 10^{-4}$)	Production mode fractions						
		ggH	VBF	VH	$t\bar{t}H$			
ggH Tag 0	4.7	81.0%	12.1%	5.0%	1.9%	1.65	250	7.7×10^{-7}
ggH Tag 1	18	86.5%	8.4%	4.2%	0.9%	1.84	2340	2.8×10^{-7}
ggH Tag 2	35	91.7%	4.8%	3.1%	0.5%	2.02	8760	1.4×10^{-7}
ggH Tag 3	61	92.6%	3.5%	3.2%	0.7%	2.52	30500	5.4×10^{-8}
VBF Tag 0	2.2	19.8%	80.0%	0.1%	0.1%	2.04	25.9	2.8×10^{-6}
VBF Tag 1	1.7	40.3%	58.5%	0.8%	0.4%	2.26	81.7	6.3×10^{-7}

cal uncertainty in the ggH production cross section, presented in Section 7.

Four analysis categories targeting ggH events are defined using the output score of the ggH BDT. It is checked that going beyond four categories offers no improvement in sensitivity. The expected signal and background yields in each ggH category are shown in Table 1.

7. Systematic uncertainties

In this analysis, the systematic uncertainty associated with the background estimation from data is handled using the discrete profiling method, as described in Section 8. Systematic uncertainties that affect the signal model are implemented in one of the following two ways. Uncertainties that modify the shape of the m_{ee} distribution are incorporated into the signal model as nuisance parameters. These are typically experimental uncertainties related to the energy measurement of the individual electrons. Conversely, if the shape of the m_{ee} distribution is unaffected, the uncertainty is treated as a log-normal constrained variation in the event yield.

7.1. Theoretical uncertainties

The sources of theoretical uncertainty considered in this analysis are listed below. The effects of theoretical uncertainties are taken to be correlated across years.

- **Renormalization and factorization scale uncertainty:** the uncertainty arising from variations of the renormalization (μ_R) and factorization (μ_F) scales used when computing the expected SM cross section and event kinematics. These account for the missing higher-order terms in perturbative calculations. The recommendations provided by the Higgs Cross Section Working Group quoted in Ref. [39] are followed. The uncertainties in the signal acceptance due to the μ_R and μ_F scales are estimated using three sources: varying the μ_R scale by a factor of 2 and 0.5, varying the μ_F scale by a factor of 2 and 0.5, and varying both in the same direction simultaneously. The impacts of the signal acceptance uncertainties are evaluated keeping the overall normalization of each signal process constant, and are at largest (for the ggH production mode) 10%.

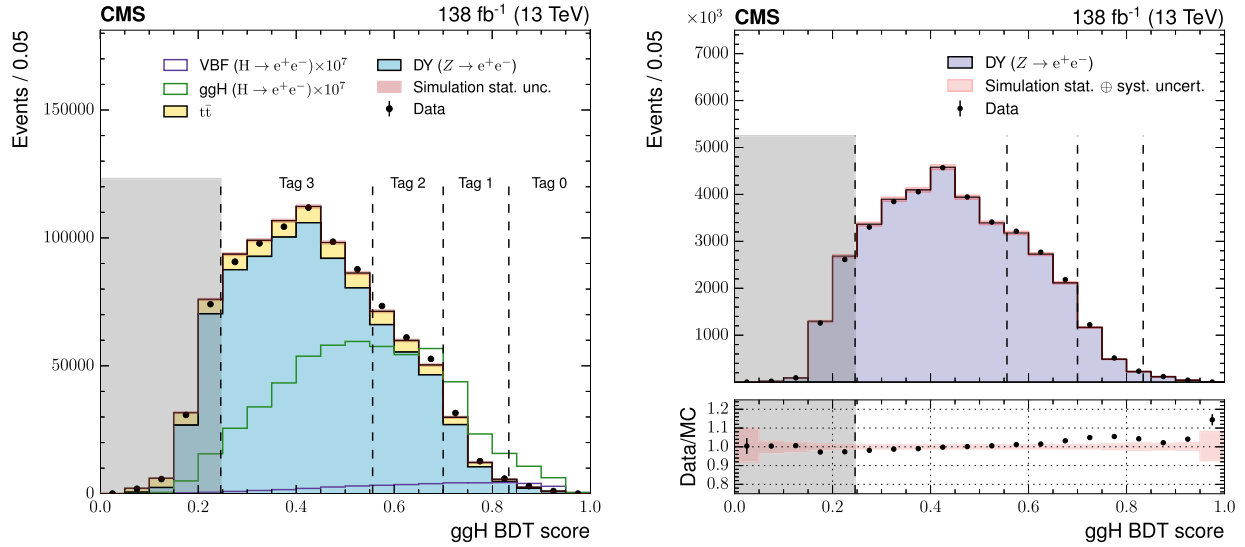


Fig. 2. Distribution of the output score of the ggH BDT in simulated background and signal events, and data (left). The ggH and VBF signals are scaled such that they are visible. Category boundaries targeting ggH Higgs boson production are denoted with dashed lines. Events with scores in the grey shaded region are discarded from the analysis. The right plot shows the distribution of the output score of the ggH BDT in a control region around the Z boson mass. Agreement is compared between the DY simulation (filled histogram) and data (black points). The combined impact of the statistical and systematic uncertainties in simulation is shown by the red shaded band, where the sources contributing to the systematic component are identical to those included in Fig. 1. Residual differences between data and simulation are smaller than the theory uncertainties in the ggH cross section and event kinematics, which are included in the final maximum likelihood fit.

- **PDF uncertainties:** these account for the uncertainty due to imperfect knowledge of the composition of the proton, that affects which partons are most likely to initiate high energy events. The normalization uncertainties are computed following the PDF4LHC prescription [14,44]. The impact on the normalization ranges between 1.9 and 3%.
- **Uncertainty in the strong force coupling constant:** the uncertainty in the value of the strong force coupling constant α_s is included in the treatment of the PDF uncertainties, following the PDF4LHC [14,44] prescription. The impact on the normalization is largest for ggH production, with a value of 2.6%.
- **Underlying event and parton shower uncertainties:** these uncertainties are obtained using dedicated simulated samples which vary the `PYTHIA` tune from that used in the nominal simulation samples, and vary the renormalization scale for QCD emissions in both initial-state and final-state radiation by a factor of 2 and 0.5. These uncertainties are treated as migrations of events from a given production mode into and out of the VBF and ggH analysis categories. The largest effect comes from the parton shower uncertainty in VBF events, which can change the signal yield in the VBF analysis categories by up to 5%.

The total impact on the $B(H \rightarrow e^+e^-)$ measurement from theoretical systematic uncertainties is $^{+0.2}_{-0.1} \times 10^{-4}$, with dominant contributions from uncertainties affecting the ggH production cross section.

7.2. Experimental uncertainties

The uncertainties that affect the shape of the signal m_{ee} distribution are listed below.

- **Electron energy scale:** the uncertainty associated with the corrections applied to the electron energy scale in simulated events [24], derived using a sample of $Z \rightarrow e^+e^-$ tag-and-probe (T&P) events [45]. Four nuisance parameters are defined for the possible combinations of low R_9 , high R_9 , electrons in the endcap, and electrons in the barrel region of the ECAL, where R_9 is defined as the energy sum of the 3×3 crystals

centred on the most energetic crystal in the candidate electromagnetic cluster divided by the sum of the crystal energies assigned to that electromagnetic cluster.

- **Electron energy scale nonlinearity:** a further source of uncertainty to cover possible differences between the linearity of the electron energy scale between data and simulation, estimated on a sample of $Z \rightarrow e^+e^-$ T&P events. An uncertainty of 0.1% is assigned for electrons with $p_T < 80$ GeV, and 0.2% for those above.

The uncertainties that only modify the event yield include:

- **Integrated luminosity:** the integrated luminosities for the 2016, 2017, and 2018 data-taking years have individual uncertainties of 1.2, 2.3, and 2.5%, respectively [46–48]. The total uncertainty for the 2016–2018 period is 1.6%. These are partially correlated across the different data sets to account for common sources of uncertainty in the luminosity measurement schemes.
- **Electron identification and reconstruction:** uncertainties on the scale factors derived to correct for differences in simulation and data for the electron identification and reconstruction efficiency. For both sources, the size of the uncertainty is approximately 1% in each category.
- **Jet energy scale and resolution corrections:** the energy scale of jets is measured using the p_T balance of jets with Z bosons and photons in $Z \rightarrow e^+e^-$, $Z \rightarrow \mu^+\mu^-$ and γ +jets events, as well as the p_T balance between jets in dijet and multijet events [43]. The uncertainty in the jet energy scale is a few percent and depends on p_T and η . The impact of jet energy scale uncertainties in event yields is evaluated by varying the jet energy corrections within their uncertainties and propagating the effect to the final result. The impact of the scale uncertainties in the category yields is largest for those targeting VBF, and can be as high as 15%, but is less than 3% for the resolution. The effect of the scale uncertainties is observed in Fig. 1 (right), where the combined uncertainty has large contributions from the jet energy scale uncertainty.
- **Trigger efficiency:** the uncertainty in the efficiency of the trigger selection is measured with $Z \rightarrow e^+e^-$ events using the T&P

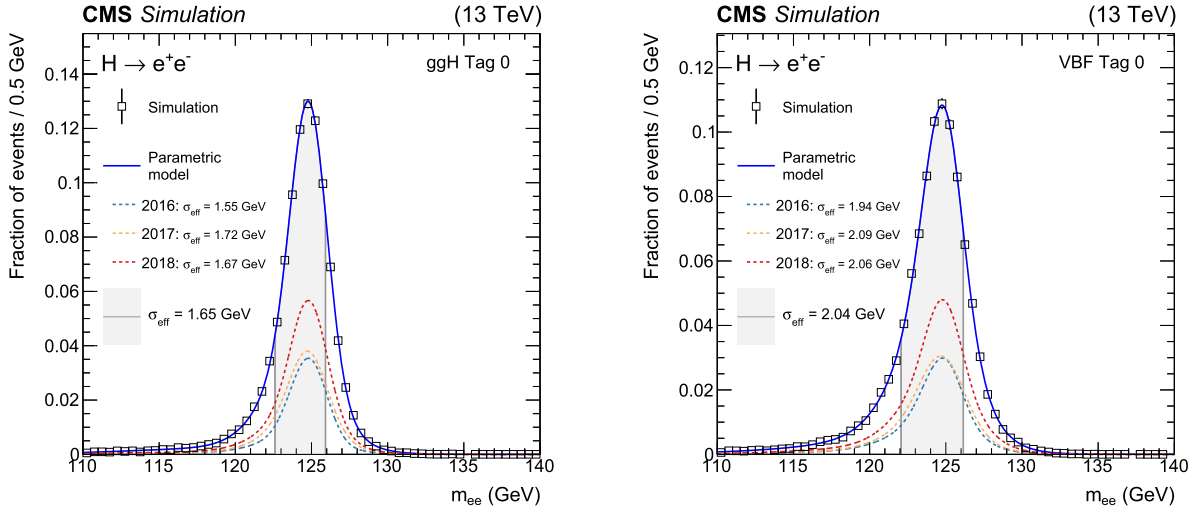


Fig. 3. Signal models for the highest S/B categories targeting ggH and VBF processes, integrated over production processes, for Higgs boson events simulated at $m_H = 125$ GeV. Contributions from each of the three years are shown by the dashed lines. The models are normalized to unit area. The σ_{eff} is the smallest interval containing 68.3% of the m_{ee} signal distribution.

technique. The size of its uncertainty is less than 1%. An additional uncertainty is introduced to account for a gradual shift in the timing of the inputs of the ECAL L1 trigger in the region at $|\eta| > 2.0$, which caused a specific trigger inefficiency during 2016–2017 data taking [20].

The total impact on the $\mathcal{B}(H \rightarrow e^+e^-)$ measurement from experimental systematic uncertainties is $\pm 0.2 \times 10^{-4}$, with the largest contributions arising from uncertainties affecting the electron energy scale.

8. Results

This section describes the construction of the statistical model used in the maximum likelihood fit, and presents the results of the analysis.

8.1. Signal models

The shape of the m_{ee} distribution for simulated signal is parameterized independently for each production process entering each event category, and for each year separately. Each signal model is constructed from a sum of up to five independent Gaussian functions. To allow for the extraction of limits on $\mathcal{B}(H \rightarrow e^+e^-)$ as a function of m_H , signal models are constructed from a simultaneous fit to samples at $m_H = 120, 125,$ and 130 GeV. Each parameter for each Gaussian is a linear function of m_H . The optimal number of Gaussian functions is chosen by performing an F-test [49], to avoid overfitting to statistical fluctuations resulting from the limited size of the simulated samples. The sum of models for each production process is shown for the highest S/B analysis categories targeting VBF and ggH production in Fig. 3, for a nominal m_H of 125 GeV.

8.2. Background models

The discrete profiling method [29] is used to account for the uncertainty related to mismodelling of the background. This method treats the choice of the function used to model the background, which is unknown a priori, as a discrete nuisance parameter. For each category, a range of analytical functions is used as candidates to fit the m_{ee} distribution. These include generic smoothly-falling functions such as sums of exponential functions,

Laurent series', and Bernstein polynomials, as well as physics-inspired models chosen to fit the dominant DY component of the background, which comprise modified Breit-Wigner functions. These functions have been used successfully to fit similar background processes in previous CMS analyses [10,28]. The final set of functions considered is chosen by performing an F-test for each candidate, with a loose requirement on the goodness-of-fit.

Each candidate function is considered in the final signal-plus-background (S+B) fit to data. The function that results in the best overall fit is chosen for each value of the parameter of interest. In the fit, the normalization and shape parameters for the background functions are allowed to vary freely. The resulting confidence intervals therefore account for possible changes in the preferred function choice. The bias on $\mathcal{B}(H \rightarrow e^+e^-)$ resulting from a particular choice of background function was also checked for each category and found to be negligible.

Finally, background events resulting from both SM $H \rightarrow \gamma\gamma$ production, where the photons are misreconstructed as electrons, and from the Dalitz decay [50] ($H \rightarrow e^+e^-\gamma$), where the photon is included in the electron reconstruction, were studied with simulated events. Each process was found to contribute around 0.1% and 0.2% to the inclusive analysis categories, respectively, for a $\mathcal{B}(H \rightarrow e^+e^-)$ at the expected limit. These processes are, therefore, neglected in this analysis.

8.3. Limits on $\mathcal{B}(H \rightarrow e^+e^-)$

A simultaneous maximum likelihood fit is performed across all analysis categories. The (S+B) m_{ee} distributions are shown for the highest S/B analysis categories targeting ggH and VBF production in Fig. 4. Upper limits are set on $\mathcal{B}(H \rightarrow e^+e^-)$ using the CL_s modified frequentist criterion [51–53] for m_H hypotheses between 120–130 GeV. This construction uses the profile-likelihood ratio as the test statistic [54], under the asymptotic approximation. Limits for a range of m_H hypotheses, along with the associated uncertainty intervals, are shown in Fig. 5. At the current best measured value of $m_H = 125.38$ GeV [55], the observed (expected) 95% CL limit is $\mathcal{B}(H \rightarrow e^+e^-) < 3.0 \times 10^{-4}$ (3.0×10^{-4}). Assuming that the only deviation from the SM prediction is from a modified Yukawa coupling to the electron, the limit translates into an upper bound on the Higgs boson effective coupling modifier to electrons of $|\kappa_e| < 240$. A breakdown of the expected and observed limits on

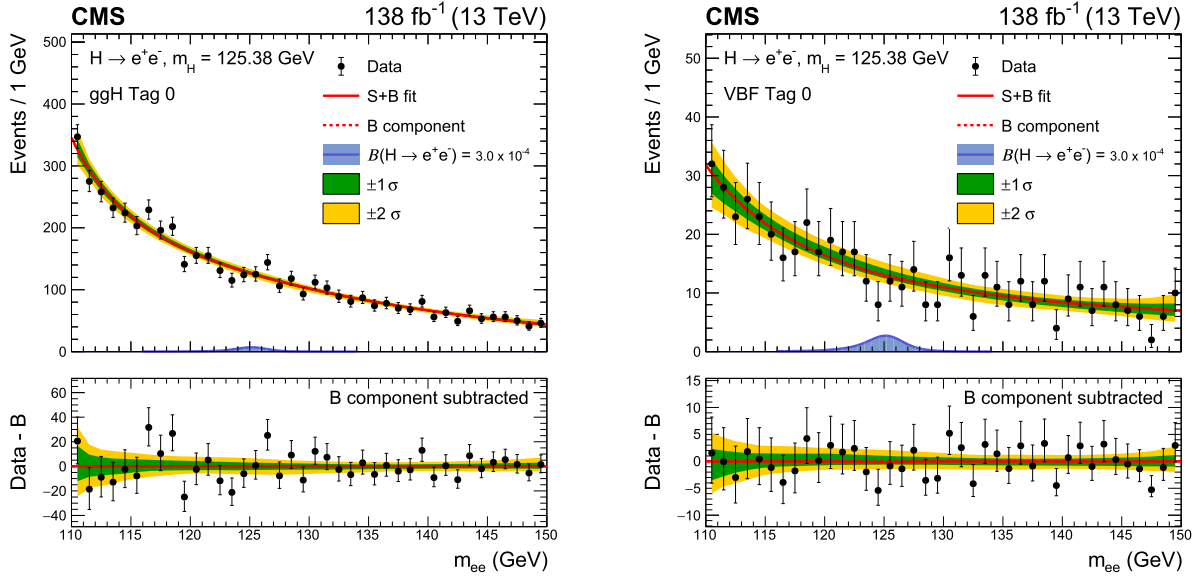


Fig. 4. The signal-plus-background model fit to the m_{ee} distribution for the highest S/B analysis categories targeting the ggH (left) and VBF (right) processes. The signal model for each category is also shown, scaled to the observed limit at $m_H = 125.38$ GeV. The one (green) and two (yellow) standard deviation bands show the uncertainties in the background component of the fit. The lower panel shows the residuals after subtraction of this background component. The background functions describe the data well, with no excess observed.

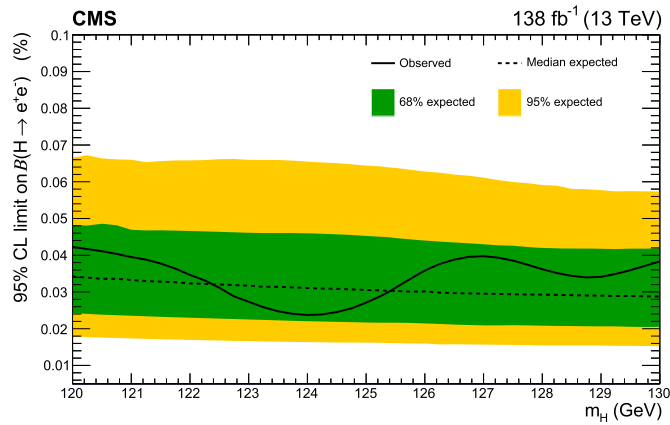


Fig. 5. Expected and observed limits on $B(H \rightarrow e^+e^-)$ for a Higgs boson mass between 120–130 GeV.

$B(H \rightarrow e^+e^-)$ is shown per analysis category in Fig. 6. Tabulated results are provided in the HEPData record for this analysis [56].

9. Summary

A search for the Higgs boson decaying to an e^+e^- pair is performed using proton-proton collision data collected at $\sqrt{s} = 13$ TeV with the CMS experiment at the LHC between 2016–2018, corresponding to an integrated luminosity of 138 fb⁻¹. The analysis uses categories targeting Higgs boson production via gluon fusion and vector boson fusion, with dedicated boosted decision tree classifiers trained for each production mode to enhance the sensitivity of the resulting categories. A maximum likelihood fit to the dielectron mass distribution is performed simultaneously in each analysis category to extract an upper limit on the Higgs boson to electron pair branching fraction; the resulting observed (expected) limit at the 95% confidence level on the branching fraction for $H \rightarrow e^+e^-$ decays is 3.0×10^{-4} (3.0×10^{-4}). This is the most stringent limit on the Higgs boson branching fraction to an e^+e^- pair to date. When compared with the previous best limit from the CMS Collaboration [18], where analysis categories were constructed us-

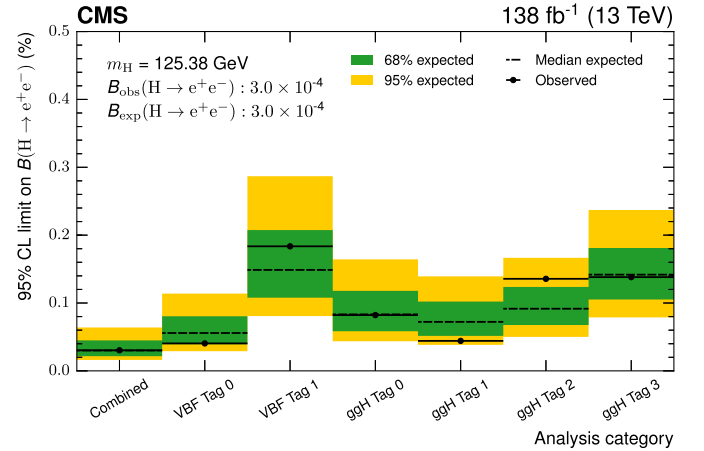


Fig. 6. Expected and observed limits on $B(H \rightarrow e^+e^-)$ for each analysis category, and all categories combined. The results here are computed for $m_H = 125.38$ GeV.

ing a selection on electron and jet kinematics, the improvement in sensitivity presented in this Letter is attributed primarily to the use of BDT classifiers, which significantly improve the S/B ratio of analysis categories. Accounting both for the increase in integrated luminosity and centre-of-mass energy, the use of BDT classifiers further improves the limit on $B(H \rightarrow e^+e^-)$ by a factor of approximately 1.5.

Declaration of competing interest

The authors declare that they have no known competing financial interests or personal relationships that could have appeared to influence the work reported in this paper.

Acknowledgements

We congratulate our colleagues in the CERN accelerator departments for the excellent performance of the LHC and thank the technical and administrative staffs at CERN and at other CMS institutes for their contributions to the success of the CMS effort.

In addition, we gratefully acknowledge the computing centres and personnel of the Worldwide LHC Computing Grid and other centres for delivering so effectively the computing infrastructure essential to our analyses. Finally, we acknowledge the enduring support for the construction and operation of the LHC, the CMS detector, and the supporting computing infrastructure provided by the following funding agencies: BMBWF and FWF (Austria); FNRS and FWO (Belgium); CNPq, CAPES, FAPERJ, FAPERGS, and FAPESP (Brazil); MES and BNSF (Bulgaria); CERN; CAS, MOST, and NSFC (China); Minciencias (Colombia); MSES and CSF (Croatia); RIF (Cyprus); SENESCYT (Ecuador); MoER, ERC PUT and ERDF (Estonia); Academy of Finland, MEC, and HIP (Finland); CEA and CNRS/IN2P3 (France); BMBF, DFG, and HGF (Germany); GSRI (Greece); NKFIH (Hungary); DAE and DST (India); IPM (Iran); SFI (Ireland); INFN (Italy); MSIP and NRF (Republic of Korea); MES (Latvia); LAS (Lithuania); MOE and UM (Malaysia); BUAP, CINVESTAV, CONACYT, LNS, SEP, and UASLP-FAI (Mexico); MOS (Montenegro); MBIE (New Zealand); PAEC (Pakistan); MES and NSC (Poland); FCT (Portugal); MESTD (Serbia); MCIN/AEI and PCTI (Spain); MoSTR (Sri Lanka); Swiss Funding Agencies (Switzerland); MST (Taipei); MHEST and NSTDA (Thailand); TUBITAK and TENMAK (Turkey); NASU (Ukraine); STFC (United Kingdom); DOE and NSF (USA).

Individuals have received support from the Marie-Curie programme and the European Research Council and Horizon 2020 Grant, contract Nos. 675440, 724704, 752730, 758316, 765710, 824093, 884104, and COST Action CA16108 (European Union); the Leventis Foundation; the Alfred P. Sloan Foundation; the Alexander von Humboldt Foundation; the Belgian Federal Science Policy Office; the Fonds pour la Formation à la Recherche dans l'Industrie et dans l'Agriculture (FRIA-Belgium); the Agentschap voor Innovatie door Wetenschap en Technologie (IWT-Belgium); the F.R.S.-FNRS and FWO (Belgium) under the "Excellence of Science – EOS" – be.h project n. 30820817; the Beijing Municipal Science & Technology Commission, No. Z191100007219010; The Ministry of Education, Youth and Sports (MEYS) of the Czech Republic; the Hellenic Foundation for Research and Innovation (HFRI), Project Number 2288 (Greece); the Deutsche Forschungsgemeinschaft (DFG), under Germany's Excellence Strategy – EXC 2121 "Quantum Universe" – 390833306, and under project number 400140256 – GRK2497; the Hungarian Academy of Sciences, the New National Excellence Program – ÚNKP, the NKFIH research grants K 124845, K 124850, K 128713, K 128786, K 129058, K 131991, K 133046, K 138136, K 143460, K 143477, 2020-2.2.1-ED-2021-00181, and TKP2021-NKTA-64 (Hungary); the Council of Science and Industrial Research, India; the Latvian Council of Science; the Ministry of Education and Science, project no. 2022/WK/14, and the National Science Center, contracts Opus 2021/41/B/ST2/01369 and 2021/43/B/ST2/01552 (Poland); the Fundação para a Ciência e a Tecnologia, grant CEECIND/01334/2018 (Portugal); the National Priorities Research Program by Qatar National Research Fund; MCIN/AEI/10.13039/501100011033, ERDF "a way of making Europe", and the Programa Estatal de Fomento de la Investigación Científica y Técnica de Excelencia María de Maeztu, grant MDM-2017-0765 and Programa Severo Ochoa del Principado de Asturias (Spain); the Chulalongkorn Academic into Its 2nd Century Project Advancement Project, and the National Science, Research and Innovation Fund via the Program Management Unit for Human Resources & Institutional Development, Research and Innovation, grant B05F650021 (Thailand); the Kavli Foundation; the Nvidia Corporation; the SuperMicro Corporation; the Welch Foundation, contract C-1845; and the Weston Havens Foundation (USA).

References




















- [1] ATLAS Collaboration, Observation of a new particle in the search for the standard model Higgs boson with the ATLAS detector at the LHC, *Phys. Lett. B* 716 (2012) 1, <https://doi.org/10.1016/j.physletb.2012.08.020>, arXiv:1207.7214.
- [2] CMS Collaboration, Observation of a new boson at a mass of 125 GeV with the CMS experiment at the LHC, *Phys. Lett. B* 716 (2012) 30, <https://doi.org/10.1016/j.physletb.2012.08.021>, arXiv:1207.7235.
- [3] CMS Collaboration, Observation of a new boson with mass near 125 GeV in pp collisions at $\sqrt{s} = 7$ and 8 TeV, *J. High Energy Phys.* 06 (2013) 081, [https://doi.org/10.1007/JHEP06\(2013\)081](https://doi.org/10.1007/JHEP06(2013)081), arXiv:1303.4571.
- [4] CMS Collaboration, Observation of $t\bar{t}H$ production, *Phys. Rev. Lett.* 120 (2018) 231801, <https://doi.org/10.1103/PhysRevLett.120.231801>, arXiv:1804.02610.
- [5] ATLAS Collaboration, Observation of Higgs boson production in association with a top quark pair at the LHC with the ATLAS detector, *Phys. Lett. B* 784 (2018) 173, <https://doi.org/10.1016/j.physletb.2018.07.035>, arXiv:1806.00425.
- [6] CMS Collaboration, Observation of Higgs boson decay to bottom quarks, *Phys. Rev. Lett.* 121 (2018) 121801, <https://doi.org/10.1103/PhysRevLett.121.121801>, arXiv:1808.08242.
- [7] ATLAS Collaboration, Observation of $H \rightarrow b\bar{b}$ decays and VH production with the ATLAS detector, *Phys. Lett. B* 786 (2018) 59, <https://doi.org/10.1016/j.physletb.2018.09.013>, arXiv:1808.08238.
- [8] CMS Collaboration, Observation of the Higgs boson decay to a pair of τ leptons with the CMS detector, *Phys. Lett. B* 779 (2018) 283, <https://doi.org/10.1016/j.physletb.2018.02.004>, arXiv:1708.00373.
- [9] ATLAS Collaboration, Cross-section measurements of the Higgs boson decaying into a pair of τ -leptons in proton-proton collisions at $\sqrt{s} = 13$ TeV with the ATLAS detector, *Phys. Rev. D* 99 (2019) 072001, <https://doi.org/10.1103/PhysRevD.99.072001>, arXiv:1811.08856.
- [10] CMS Collaboration, Evidence for Higgs boson decay to a pair of muons, *J. High Energy Phys.* 01 (2021) 148, [https://doi.org/10.1007/JHEP01\(2021\)148](https://doi.org/10.1007/JHEP01(2021)148), arXiv:2009.04363.
- [11] F. Englert, R. Brout, Broken symmetry and the mass of gauge vector mesons, *Phys. Rev. Lett.* 13 (1964) 321, <https://doi.org/10.1103/PhysRevLett.13.321>.
- [12] P.W. Higgs, Broken symmetries and the masses of gauge bosons, *Phys. Rev. Lett.* 13 (1964) 508, <https://doi.org/10.1103/PhysRevLett.13.508>.
- [13] P.W. Higgs, Spontaneous symmetry breakdown without massless bosons, *Phys. Rev.* 145 (1966) 1156, <https://doi.org/10.1103/PhysRev.145.1156>.
- [14] LHC Higgs Cross Section Working Group, Handbook of LHC Higgs cross sections: 3. Higgs properties, Technical Report, <https://doi.org/10.5170/CERN-2013-004>, arXiv:1307.1347, 2013.
- [15] A. Dery, C. Frugiuele, Y. Nir, Large Higgs-electron Yukawa coupling in 2HDM, *J. High Energy Phys.* 04 (2018) 044, [https://doi.org/10.1007/JHEP04\(2018\)044](https://doi.org/10.1007/JHEP04(2018)044), arXiv:1712.04514.
- [16] W. Altmannshofer, J. Brod, M. Schmaltz, Experimental constraints on the coupling of the Higgs boson to electrons, *J. High Energy Phys.* 05 (2015) 125, [https://doi.org/10.1007/JHEP05\(2015\)125](https://doi.org/10.1007/JHEP05(2015)125), arXiv:1503.04830.
- [17] G.F. Giudice, O. Lebedev, Higgs-dependent Yukawa couplings, *Phys. Lett. B* 665 (2008) 79, <https://doi.org/10.1016/j.physletb.2008.05.062>, arXiv:0804.1753.
- [18] CMS Collaboration, Search for a standard model-like Higgs boson in the $\mu^+\mu^-$ and e^+e^- decay channels at the LHC, *Phys. Lett. B* 744 (2015) 184, <https://doi.org/10.1016/j.physletb.2015.03.048>, arXiv:1410.6679.
- [19] ATLAS Collaboration, Search for the Higgs boson decays $H \rightarrow ee$ and $H \rightarrow e\mu$ in pp collisions at $\sqrt{s} = 13$ TeV with the ATLAS detector, *Phys. Lett. B* 801 (2020) 135148, <https://doi.org/10.1016/j.physletb.2019.135148>, arXiv:1909.10235.
- [20] CMS Collaboration, Performance of the CMS Level-1 trigger in proton-proton collisions at $\sqrt{s} = 13$ TeV, *J. Instrum.* 15 (2020) P10017, <https://doi.org/10.1088/1748-0221/15/10/P10017>, arXiv:2006.10165.
- [21] CMS Collaboration, The CMS trigger system, *J. Instrum.* 12 (2017) P01020, <https://doi.org/10.1088/1748-0221/12/01/P01020>, arXiv:1609.02366.
- [22] CMS Collaboration, Particle-flow reconstruction and global event description with the CMS detector, *J. Instrum.* 12 (2017) P10003, <https://doi.org/10.1088/1748-0221/12/10/P10003>, arXiv:1706.04965.
- [23] CMS Collaboration, ECAL 2016 refined calibration and Run2 summary plots, CMS Detector Performance Note CMS-DP-2020-021, <https://cds.cern.ch/record/2717925>, 2020.
- [24] CMS Collaboration, Electron and photon reconstruction and identification with the CMS experiment at the CERN LHC, *J. Instrum.* 16 (2021) P05014, <https://doi.org/10.1088/1748-0221/16/05/P05014>, arXiv:2012.06888.
- [25] M. Cacciari, G.P. Salam, G. Soyez, The anti- k_T jet clustering algorithm, *J. High Energy Phys.* 04 (2008) 063, <https://doi.org/10.1088/1126-6708/2008/04/063>, arXiv:0802.1189.
- [26] M. Cacciari, G.P. Salam, G. Soyez, FastJet user manual, *Eur. Phys. J. C* 72 (2012) 1896, <https://doi.org/10.1140/epjc/s10052-012-1896-2>, arXiv:1111.6097.
- [27] CMS Collaboration, The CMS experiment at the CERN LHC, *J. Instrum.* 3 (2008) S08004, <https://doi.org/10.1088/1748-0221/3/08/S08004>.
- [28] CMS Collaboration, Measurements of Higgs boson production cross sections and couplings in the diphoton decay channel at $\sqrt{s} = 13$ TeV, *J. High Energy Phys.* 07 (2021) 027, [https://doi.org/10.1007/JHEP07\(2021\)027](https://doi.org/10.1007/JHEP07(2021)027), arXiv:2103.06956.
- [29] P.D. Dauncey, M. Kenzie, N. Wardle, G.J. Davies, Handling uncertainties in background shapes: the discrete profiling method, *J. Instrum.* 10 (2015) P04015, <https://doi.org/10.1088/1748-0221/10/04/P04015>, arXiv:1408.6865.
- [30] J. Alwall, R. Frederix, S. Frixione, V. Hirschi, F. Maltoni, O. Mattelaer, H.-S. Shao, T. Stelzer, P. Torrielli, M. Zaro, The automated computation of tree-level and next-to-leading order differential cross sections, and their matching

- to parton shower simulations, *J. High Energy Phys.* 07 (2014) 079, [https://doi.org/10.1007/JHEP07\(2014\)079](https://doi.org/10.1007/JHEP07(2014)079), arXiv:1405.0301.
- [31] K. Hamilton, P. Nason, E. Re, G. Zanderighi, NNLOPS simulation of Higgs boson production, *J. High Energy Phys.* 10 (2013) 222, [https://doi.org/10.1007/JHEP10\(2013\)222](https://doi.org/10.1007/JHEP10(2013)222), arXiv:1309.0017.
- [32] P. Nason, A new method for combining NLO QCD with shower Monte Carlo algorithms, *J. High Energy Phys.* 11 (2004) 040, <https://doi.org/10.1088/1126-6708/2004/11/040>, arXiv:hep-ph/0409146.
- [33] S. Frixione, P. Nason, C. Oleari, Matching NLO QCD computations with parton shower simulations: the POWHEG method, *J. High Energy Phys.* 11 (2007) 070, <https://doi.org/10.1088/1126-6708/2007/11/070>, arXiv:0709.2092.
- [34] S. Alioli, P. Nason, C. Oleari, E. Re, A general framework for implementing NLO calculations in shower Monte Carlo programs: the POWHEG BOX, *J. High Energy Phys.* 06 (2010) 043, [https://doi.org/10.1007/JHEP06\(2010\)043](https://doi.org/10.1007/JHEP06(2010)043), arXiv:1002.2581.
- [35] S. Frixione, P. Nason, G. Ridolfi, A positive-weight next-to-leading-order Monte Carlo for heavy flavour hadroproduction, *J. High Energy Phys.* 09 (2007) 126, <https://doi.org/10.1088/1126-6708/2007/09/126>, arXiv:0707.3088.
- [36] T. Sjöstrand, S. Ask, J.R. Christiansen, R. Corke, N. Desai, P. Ilten, S. Mrenna, S. Prestel, C.O. Rasmussen, P.Z. Skands, An introduction to PYTHIA 8.2, *Comput. Phys. Commun.* 191 (2015) 159, <https://doi.org/10.1016/j.cpc.2015.01.024>, arXiv:1410.3012.
- [37] CMS Collaboration, Extraction and validation of a new set of CMS PYTHIA 8 tunes from underlying-event measurements, *Eur. Phys. J. C* 80 (2020) 4, <https://doi.org/10.1140/epjc/s10052-019-7499-4>, arXiv:1903.12179.
- [38] R.D. Ball, et al., NNPDF, Parton distributions from high-precision collider data, *Eur. Phys. J. C* 77 (2017) 663, <https://doi.org/10.1140/epjc/s10052-017-5199-5>, arXiv:1706.00428.
- [39] LHC Higgs Cross Section Working Group, Handbook of LHC Higgs Cross Sections: 4. Deciphering the nature of the Higgs sector, Technical Report, 2017, <https://doi.org/10.23731/CYRM-2017-002>, arXiv:1610.07922.
- [40] S. Agostinelli, et al., GEANT4, GEANT4—a simulation toolkit, *Nucl. Instrum. Methods A* 506 (2003) 250, [https://doi.org/10.1016/S0168-9002\(03\)01368-8](https://doi.org/10.1016/S0168-9002(03)01368-8).
- [41] CMS Collaboration, Pileup mitigation at CMS in 13 TeV data, *J. Instrum.* 15 (2020) P09018, <https://doi.org/10.1088/1748-0221/15/09/P09018>, arXiv:2003.00503.
- [42] D.L. Rainwater, R. Szalapski, D. Zeppenfeld, Probing color-singlet exchange in Z+2-jet events at the CERN LHC, *Phys. Rev. D* 54 (1996) 6680, <https://doi.org/10.1103/PhysRevD.54.6680>, arXiv:hep-ph/9605444.
- [43] CMS Collaboration, Jet algorithms performance in 13 TeV data, CMS Physics Analysis Summary CMS-PAS-JME-10-003, 2017, <https://cds.cern.ch/record/2256875>.
- [44] J. Butterworth, et al., PDF4LHC recommendations for LHC Run II, *J. Phys. G* 43 (2016) 023001, <https://doi.org/10.1088/0954-3899/43/2/023001>, arXiv:1510.03865.
- [45] CMS Collaboration, Measurement of the inclusive W and Z production cross sections in pp collisions at $\sqrt{s} = 7$ TeV, *J. High Energy Phys.* 10 (2011) 132, [https://doi.org/10.1007/JHEP10\(2011\)132](https://doi.org/10.1007/JHEP10(2011)132), arXiv:1107.4789.
- [46] CMS Collaboration, Precision luminosity measurement in proton-proton collisions at $\sqrt{s} = 13$ TeV in 2015 and 2016 at CMS, *Eur. Phys. J. C* 81 (2021) 800, <https://doi.org/10.1140/epjc/s10052-021-09538-2>, arXiv:2104.01927.
- [47] CMS Collaboration, CMS luminosity measurement for the 2017 data-taking period at $\sqrt{s} = 13$ TeV, CMS Physics Analysis Summary CMS-PAS-LUM-17-004, 2018, <https://cds.cern.ch/record/2621960>.
- [48] CMS Collaboration, CMS luminosity measurement for the 2018 data-taking period at $\sqrt{s} = 13$ TeV, CMS Physics Analysis Summary CMS-PAS-LUM-18-002, 2019, <https://cds.cern.ch/record/2676164>.
- [49] R.A. Fisher, On the interpretation of χ^2 from contingency tables, and the calculation of P, *J. R. Stat. Soc.* 85 (1922) 87, <https://doi.org/10.2307/2340521>.
- [50] G. Passarino, Higgs boson production and decay: Dalitz sector, *Phys. Lett. B* 727 (2013) 424, <https://doi.org/10.1016/j.physletb.2013.10.052>, arXiv:1308.0422.
- [51] A.L. Read, Presentation of search results: the CL_s technique, *J. Phys. G* 28 (2002) 2693, <https://doi.org/10.1088/0954-3899/28/10/313>.
- [52] T. Junk, Confidence level computation for combining searches with small statistics, *Nucl. Instrum. Methods A* 434 (1999) 435, [https://doi.org/10.1016/S0168-9002\(99\)00498-2](https://doi.org/10.1016/S0168-9002(99)00498-2), arXiv:hep-ex/9902006.
- [53] ATLAS Collaborations, CMS Collaborations, LHC Higgs Combination Group, Procedure for the LHC Higgs boson search combination in Summer 2011, Technical Report CMS-NOTE-2011-005, ATL-PHYS-PUB-2011-11, 2011, <https://cds.cern.ch/record/1379837>.
- [54] G. Cowan, K. Cranmer, E. Gross, O. Vitells, Asymptotic formulae for likelihood-based tests of new physics, *Eur. Phys. J. C* 71 (2011) 1554, <https://doi.org/10.1140/epjc/s10052-011-1554-0>, arXiv:1007.1727, <https://doi.org/10.1140/epjc/s10052-013-2501-z>.
- [55] CMS Collaboration, A measurement of the Higgs boson mass in the diphoton decay channel, *Phys. Lett. B* 805 (2020) 135425, <https://doi.org/10.1016/j.physletb.2020.135425>, arXiv:2002.06398.
- [56] HEPData record for this analysis, <https://doi.org/10.17182/hepdata.131539.2022>.

The CMS Collaboration

A. Tumasyan ¹

Yerevan Physics Institute, Yerevan, Armenia

W. Adam , J.W. Andrejkovic , T. Bergauer , S. Chatterjee , K. Damanakis , M. Dragicevic ,
A. Escalante Del Valle , P.S. Hussain , M. Jeitler ², N. Krammer , L. Lechner , D. Liko ,
I. Mikulec , P. Paulitsch, F.M. Pitters, J. Schieck ², R. Schöfbeck , D. Schwarz , S. Templ ,
W. Waltenberger , C.-E. Wulz ²
















Institut für Hochenergiephysik, Vienna, Austria

M.R. Darwish ³, T. Janssen , T. Kello ⁴, H. Rejeb Sfar, P. Van Mechelen 

Universiteit Antwerpen, Antwerpen, Belgium

E.S. Bols , J. D'Hondt , A. De Moor , M. Delcourt , H. El Faham , S. Lowette , S. Moortgat ,
A. Morton , D. Müller , A.R. Sahasransu , S. Tavernier , W. Van Doninck, D. Vannerom 

Vrije Universiteit Brussel, Brussel, Belgium

B. Clerbaux , G. De Lentdecker , L. Favart , D. Hohov , J. Jaramillo , K. Lee ,
M. Mahdavihorrani , I. Makarenko , A. Malara , S. Paredes , L. Pétré , N. Postiau, E. Starling ,
L. Thomas , M. Vanden Bemden, C. Vander Velde , P. Vanlaer 

Université Libre de Bruxelles, Bruxelles, Belgium

D. Dobur^{1b}, J. Knolle^{1b}, L. Lambrecht^{1b}, G. Mestdach, M. Niedziela^{1b}, C. Rendón, C. Roskas^{1b},
A. Samalan, K. Skovpen^{1b}, M. Tytgat^{1b}, N. Van Den Bossche^{1b}, B. Vermassen, L. Wezenbeek^{1b}

Ghent University, Ghent, Belgium

A. Benecke^{1b}, G. Bruno^{1b}, F. Bury^{1b}, C. Caputo^{1b}, P. David^{1b}, C. Delaere^{1b}, I.S. Donertas^{1b},
A. Giammanco^{1b}, K. Jaffel^{1b}, Sa. Jain^{1b}, V. Lemaître, K. Mondal^{1b}, J. Prisciandaro, A. Taliervo^{1b},
T.T. Tran^{1b}, P. Vischia^{1b}, S. Wertz^{1b}

Université Catholique de Louvain, Louvain-la-Neuve, Belgium

G.A. Alves^{1b}, E. Coelho^{1b}, C. Hensel^{1b}, A. Moraes^{1b}, P. Rebello Teles^{1b}

Centro Brasileiro de Pesquisas Físicas, Rio de Janeiro, Brazil

W.L. Aldá Júnior^{1b}, M. Alves Gallo Pereira^{1b}, M. Barroso Ferreira Filho^{1b}, H. Brandao Malbouisson^{1b},
W. Carvalho^{1b}, J. Chinellato⁵, E.M. Da Costa^{1b}, G.G. Da Silveira^{1b,6}, D. De Jesus Damiao^{1b},
V. Dos Santos Sousa^{1b}, S. Fonseca De Souza^{1b}, J. Martins^{1b,7}, C. Mora Herrera^{1b}, K. Mota Amarilo^{1b},
L. Mundim^{1b}, H. Nogima^{1b}, A. Santoro^{1b}, S.M. Silva Do Amaral^{1b}, A. Sznajder^{1b}, M. Thiel^{1b},
F. Torres Da Silva De Araujo^{1b,8}, A. Vilela Pereira^{1b}

Universidade do Estado do Rio de Janeiro, Rio de Janeiro, Brazil

C.A. Bernardes^{1b,6}, L. Calligaris^{1b}, T.R. Fernandez Perez Tomei^{1b}, E.M. Gregores^{1b}, P.G. Mercadante^{1b},
S.F. Novaes^{1b}, Sandra S. Padula^{1b}

Universidade Estadual Paulista, Universidade Federal do ABC, São Paulo, Brazil

A. Aleksandrov^{1b}, G. Antchev^{1b}, R. Hadjiiska^{1b}, P. Iaydjiev^{1b}, M. Misheva^{1b}, M. Rodozov, M. Shopova^{1b},
G. Sultanov^{1b}

Institute for Nuclear Research and Nuclear Energy, Bulgarian Academy of Sciences, Sofia, Bulgaria

A. Dimitrov^{1b}, T. Ivanov^{1b}, L. Litov^{1b}, B. Pavlov^{1b}, P. Petkov^{1b}, A. Petrov, E. Shumka^{1b}

University of Sofia, Sofia, Bulgaria

T. Cheng^{1b}, T. Javaid^{1b,9}, M. Mittal^{1b}, L. Yuan^{1b}

Beihang University, Beijing, China

M. Ahmad^{1b}, G. Bauer¹⁰, Z. Hu^{1b}, S. Lezki^{1b}, K. Yi^{1b,10,11}

Department of Physics, Tsinghua University, Beijing, China

G.M. Chen^{1b,9}, H.S. Chen^{1b,9}, M. Chen^{1b,9}, F. Iemmi^{1b}, C.H. Jiang, A. Kapoor^{1b}, H. Liao^{1b}, Z.-A. Liu^{1b,12},
V. Milosevic^{1b}, F. Monti^{1b}, R. Sharma^{1b}, J. Tao^{1b}, J. Thomas-Wilsker^{1b}, J. Wang^{1b}, H. Zhang^{1b}, J. Zhao^{1b}

Institute of High Energy Physics, Beijing, China

A. Agapitos^{1b}, Y. An^{1b}, Y. Ban^{1b}, C. Chen, A. Levin^{1b}, C. Li^{1b}, Q. Li^{1b}, X. Lyu, Y. Mao, S.J. Qian^{1b},
X. Sun^{1b}, D. Wang^{1b}, J. Xiao^{1b}, H. Yang

State Key Laboratory of Nuclear Physics and Technology, Peking University, Beijing, China

J. Li, M. Lu^{1b}, Z. You^{1b}

Sun Yat-Sen University, Guangzhou, China

X. Gao^{1b,4}, D. Leggat, H. Okawa^{1b}, Y. Zhang^{1b}

Institute of Modern Physics and Key Laboratory of Nuclear Physics and Ion-beam Application (MOE) - Fudan University, Shanghai, China

Z. Lin ^{ID}, C. Lu ^{ID}, M. Xiao ^{ID}

Zhejiang University, Hangzhou, Zhejiang, China

C. Avila ^{ID}, D.A. Barbosa Trujillo, A. Cabrera ^{ID}, C. Florez ^{ID}, J. Fraga ^{ID}

Universidad de Los Andes, Bogota, Colombia

J. Mejia Guisao ^{ID}, F. Ramirez ^{ID}, M. Rodriguez ^{ID}, J.D. Ruiz Alvarez ^{ID}

Universidad de Antioquia, Medellin, Colombia

D. Giljanovic ^{ID}, N. Godinovic ^{ID}, D. Lelas ^{ID}, I. Puljak ^{ID}

University of Split, Faculty of Electrical Engineering, Mechanical Engineering and Naval Architecture, Split, Croatia

Z. Antunovic, M. Kovac ^{ID}, T. Sculac ^{ID}

University of Split, Faculty of Science, Split, Croatia

V. Brigljevic ^{ID}, B.K. Chitroda ^{ID}, D. Ferencek ^{ID}, D. Majumder ^{ID}, M. Roguljic ^{ID}, A. Starodumov ^{ID,13},
T. Susa ^{ID}

Institute Rudjer Boskovic, Zagreb, Croatia

A. Attikis ^{ID}, K. Christoforou ^{ID}, G. Kole ^{ID}, M. Kolosova ^{ID}, S. Konstantinou ^{ID}, J. Mousa ^{ID}, C. Nicolaou,
F. Ptochos ^{ID}, P.A. Razis ^{ID}, H. Rykaczewski, H. Saka ^{ID}

University of Cyprus, Nicosia, Cyprus

M. Finger ^{ID,13}, M. Finger Jr. ^{ID,13}, A. Kveton ^{ID}

Charles University, Prague, Czech Republic

E. Ayala ^{ID}

Escuela Politecnica Nacional, Quito, Ecuador

E. Carrera Jarrin ^{ID}

Universidad San Francisco de Quito, Quito, Ecuador

A.A. Abdelalim ^{ID,14,15}, E. Salama ^{ID,16,17}

Academy of Scientific Research and Technology of the Arab Republic of Egypt, Egyptian Network of High Energy Physics, Cairo, Egypt

M. Abdullah Al-Mashad ^{ID}, M.A. Mahmoud ^{ID}

Center for High Energy Physics (CHEP-FU), Fayoum University, El-Fayoum, Egypt

S. Bhowmik ^{ID}, R.K. Dewanjee ^{ID}, K. Ehataht ^{ID}, M. Kadastik, T. Lange ^{ID}, S. Nandan ^{ID}, C. Nielsen ^{ID},
J. Pata ^{ID}, M. Raidal ^{ID}, L. Tani ^{ID}, C. Veelken ^{ID}

National Institute of Chemical Physics and Biophysics, Tallinn, Estonia

P. Eerola ^{ID}, H. Kirschenmann ^{ID}, K. Osterberg ^{ID}, M. Voutilainen ^{ID}

Department of Physics, University of Helsinki, Helsinki, Finland

S. Bharthuar ^{id}, E. Brücken ^{id}, F. Garcia ^{id}, J. Havukainen ^{id}, M.S. Kim ^{id}, R. Kinnunen, T. Lampén ^{id},
K. Lassila-Perini ^{id}, S. Lehti ^{id}, T. Lindén ^{id}, M. Lotti, L. Martikainen ^{id}, M. Myllymäki ^{id}, J. Ott ^{id},
M.m. Rantanen ^{id}, H. Siikonen ^{id}, E. Tuominen ^{id}, J. Tuominiemi ^{id}

Helsinki Institute of Physics, Helsinki, Finland

P. Luukka ^{id}, H. Petrow ^{id}, T. Tuuva

Lappeenranta-Lahti University of Technology, Lappeenranta, Finland

C. Amendola ^{id}, M. Besancon ^{id}, F. Couderc ^{id}, M. Dejardin ^{id}, D. Denegri, J.L. Faure, F. Ferri ^{id},
S. Ganjour ^{id}, P. Gras ^{id}, G. Hamel de Monchenault ^{id}, P. Jarry ^{id}, V. Lohezic ^{id}, J. Malcles ^{id}, J. Rander,
A. Rosowsky ^{id}, M.Ö. Sahin ^{id}, A. Savoy-Navarro ^{id},¹⁸ P. Simkina ^{id}, M. Titov ^{id}

IRFU, CEA, Université Paris-Saclay, Gif-sur-Yvette, France

C. Baldenegro Barrera ^{id}, F. Beaudette ^{id}, A. Buchot Perraguin ^{id}, P. Busson ^{id}, A. Cappati ^{id}, C. Charlot ^{id},
F. Damas ^{id}, O. Davignon ^{id}, B. Diab ^{id}, G. Falmagne ^{id}, B.A. Fontana Santos Alves ^{id}, S. Ghosh ^{id},
R. Granier de Cassagnac ^{id}, A. Hakimi ^{id}, B. Harikrishnan ^{id}, G. Liu ^{id}, J. Motta ^{id}, M. Nguyen ^{id},
C. Ochando ^{id}, L. Portales ^{id}, J. Rembser ^{id}, R. Salerno ^{id}, U. Sarkar ^{id}, J.B. Sauvan ^{id}, Y. Sirois ^{id},
A. Tarabini ^{id}, E. Vernazza ^{id}, A. Zabi ^{id}, A. Zghiche ^{id}

Laboratoire Leprince-Ringuet, CNRS/IN2P3, Ecole Polytechnique, Institut Polytechnique de Paris, Palaiseau, France

J.-L. Agram ^{id},¹⁹ J. Andrea ^{id}, D. Apparú ^{id}, D. Bloch ^{id}, G. Bourgatte ^{id}, J.-M. Brom ^{id}, E.C. Chabert ^{id},
C. Collard ^{id}, D. Darej, U. Goerlach ^{id}, C. Grimault, A.-C. Le Bihan ^{id}, P. Van Hove ^{id}

Université de Strasbourg, CNRS, IPHC UMR 7178, Strasbourg, France

S. Beauceron ^{id}, C. Bernet ^{id}, B. Blancon ^{id}, G. Boudoul ^{id}, A. Carle, N. Chanon ^{id}, J. Choi ^{id}, D. Contardo ^{id},
P. Depasse ^{id}, C. Dozen ^{id},²⁰ H. El Mamouni, J. Fay ^{id}, S. Gascon ^{id}, M. Gouzevitch ^{id}, G. Grenier ^{id},
B. Ille ^{id}, I.B. Laktineh, M. Lethuillier ^{id}, L. Mirabito, S. Perries, V. Sordini ^{id}, L. Torterotot ^{id},
M. Vander Donckt ^{id}, P. Verdier ^{id}, S. Viret

Institut de Physique des 2 Infinis de Lyon (IP2I), Villeurbanne, France

A. Khvedelidze ^{id},¹³ I. Lomidze ^{id}, Z. Tsamalaidze ^{id},¹³

Georgian Technical University, Tbilisi, Georgia

V. Botta ^{id}, L. Feld ^{id}, K. Klein ^{id}, M. Lipinski ^{id}, D. Meuser ^{id}, A. Pauls ^{id}, N. Röwert ^{id}, M. Teroerde ^{id}

RWTH Aachen University, I. Physikalisches Institut, Aachen, Germany

S. Diekmann ^{id}, A. Dodonova ^{id}, N. Eich ^{id}, D. Eliseev ^{id}, M. Erdmann ^{id}, P. Fackeldey ^{id}, D. Fasanella ^{id},
B. Fischer ^{id}, T. Hebbeker ^{id}, K. Hoepfner ^{id}, F. Ivone ^{id}, M.y. Lee ^{id}, L. Mastrolorenzo, M. Merschmeyer ^{id},
A. Meyer ^{id}, S. Mondal ^{id}, S. Mukherjee ^{id}, D. Noll ^{id}, A. Novak ^{id}, F. Nowotny, A. Pozdnyakov ^{id}, Y. Rath,
W. Redjeb ^{id}, H. Reithler ^{id}, A. Schmidt ^{id}, S.C. Schuler, A. Sharma ^{id}, L. Vigilante, S. Wiedenbeck ^{id},
S. Zaleski

RWTH Aachen University, III. Physikalisches Institut A, Aachen, Germany

C. Dziwok ^{id}, G. Flügge ^{id}, W. Haj Ahmad ^{id},²¹ O. Hlushchenko, T. Kress ^{id}, A. Nowack ^{id}, O. Pooth ^{id},
A. Stahl ^{id},²² T. Ziemons ^{id}, A. Zötz ^{id}

RWTH Aachen University, III. Physikalisches Institut B, Aachen, Germany

H. Aarup Petersen^{id}, M. Aldaya Martin^{id}, P. Asmuss, S. Baxter^{id}, M. Bayatmakou^{id}, O. Behnke^{id}, A. Bermúdez Martínez^{id}, S. Bhattacharya^{id}, A.A. Bin Anuar^{id}, F. Blekman^{id},²³ K. Borras^{id},²⁴ D. Brunner^{id}, A. Campbell^{id}, A. Cardini^{id}, C. Cheng, F. Colombina, S. Consuegra Rodríguez^{id}, G. Correia Silva^{id}, M. De Silva^{id}, L. Didukh^{id}, G. Eckerlin, D. Eckstein^{id}, L.I. Estevez Banos^{id}, O. Filatov^{id}, E. Gallo^{id},²³ A. Geiser^{id}, A. Giraldi^{id}, G. Greau, A. Grohsjean^{id}, V. Guglielmi^{id}, M. Guthoff^{id}, A. Jafari^{id},²⁵ N.Z. Jomhari^{id}, B. Kaech^{id}, A. Kasem^{id},²⁴ M. Kasemann^{id}, H. Kaveh^{id}, C. Kleinwort^{id}, R. Kogler^{id}, M. Komm^{id}, D. Krücker^{id}, W. Lange, D. Leyva Pernia^{id}, K. Lipka^{id}, W. Lohmann^{id},²⁶ R. Mankel^{id}, I.-A. Melzer-Pellmann^{id}, M. Mendizabal Morentin^{id}, J. Metwally, A.B. Meyer^{id}, G. Milella^{id}, M. Mormile^{id}, A. Mussgiller^{id}, A. Nürnberg^{id}, Y. Otariid, D. Pérez Adán^{id}, A. Raspereza^{id}, B. Ribeiro Lopes^{id}, J. Rübenach, A. Saggio^{id}, A. Saibel^{id}, M. Savitskyi^{id}, M. Scham^{id},^{27,24} V. Scheurer, S. Schnake^{id},²⁴ P. Schütze^{id}, C. Schwanenberger^{id},²³ M. Shchedrolosiev^{id}, R.E. Sosa Ricardo^{id}, D. Stafford, N. Tonon^{id},[†] M. Van De Klundert^{id}, F. Vazzoler^{id}, A. Ventura Barroso^{id}, R. Walsh^{id}, D. Walter^{id}, Q. Wang^{id}, Y. Wen^{id}, K. Wichmann, L. Wiens^{id},²⁴ C. Wissing^{id}, S. Wuchterl^{id}, Y. Yang^{id}, A. Zimmermann Castro Santos^{id}

Deutsches Elektronen-Synchrotron, Hamburg, Germany

R. Aggleton, A. Albrecht^{id}, S. Albrecht^{id}, M. Antonello^{id}, S. Bein^{id}, L. Benato^{id}, M. Bonanomi^{id}, P. Connor^{id}, K. De Leo^{id}, M. Eich, K. El Morabit^{id}, F. Feindt, A. Fröhlich, C. Garbers^{id}, E. Garutti^{id}, M. Hajheidari, J. Haller^{id}, A. Hinzmann^{id}, H.R. Jabusch^{id}, G. Kasieczka^{id}, R. Klanner^{id}, W. Korcari^{id}, T. Kramer^{id}, V. Kutzner^{id}, J. Lange^{id}, A. Lobanov^{id}, C. Matthies^{id}, A. Mehta^{id}, L. Moureaux^{id}, M. Mrowietz, A. Nigamova^{id}, Y. Nissan, A. Paasch^{id}, K.J. Pena Rodriguez^{id}, M. Rieger^{id}, O. Rieger, P. Schlexer^{id}, M. Schröder^{id}, J. Schwandt^{id}, H. Stadie^{id}, G. Steinbrück^{id}, A. Tews, M. Wolf^{id}

University of Hamburg, Hamburg, Germany

J. Bechtel^{id}, S. Brommer^{id}, M. Burkart, E. Butz^{id}, R. Caspart^{id}, T. Chwalek^{id}, A. Dierlamm^{id}, A. Droll, N. Faltermann^{id}, M. Giffels^{id}, J.O. Gosewisch, A. Gottmann^{id}, F. Hartmann^{id},²² M. Horzela^{id}, U. Husemann^{id}, P. Keicher, M. Klute^{id}, R. Koppenhöfer^{id}, S. Maier^{id}, S. Mitra^{id}, Th. Müller^{id}, M. Neukum, G. Quast^{id}, K. Rabbertz^{id}, J. Rauser, D. Savoie^{id}, M. Schnepf, D. Seith, I. Shvetsov^{id}, H.J. Simonis^{id}, N. Trevisani^{id}, R. Ulrich^{id}, J. van der Linden^{id}, R.F. Von Cube^{id}, M. Wassmer^{id}, M. Weber^{id}, S. Wieland^{id}, R. Wolf^{id}, S. Wozniowski^{id}, S. Wunsch

Karlsruher Institut fuer Technologie, Karlsruhe, Germany

G. Anagnostou, P. Assiouras^{id}, G. Daskalakis^{id}, A. Kyriakis, A. Stakia^{id}

Institute of Nuclear and Particle Physics (INPP), NCSR Demokritos, Aghia Paraskevi, Greece

M. Diamantopoulou, D. Karasavvas, P. Kontaxakis^{id}, A. Manousakis-Katsikakis^{id}, A. Panagiotou, I. Papavergou^{id}, N. Saoulidou^{id}, K. Theofilatos^{id}, E. Tziaferi^{id}, K. Vellidis^{id}, E. Vourliotis^{id}, I. Zisopoulos^{id}

National and Kapodistrian University of Athens, Athens, Greece

G. Bakas^{id}, T. Chatzistavrou, K. Kousouris^{id}, I. Papakrivopoulos^{id}, G. Tsiopolitis, A. Zacharopoulou

National Technical University of Athens, Athens, Greece

K. Adamidis, I. Bestintzanos, I. Evangelou^{id}, C. Foudas, P. Gianneios^{id}, C. Kamtsikis, P. Katsoulis, P. Kokkas^{id}, P.G. Kosmoglou Kioseoglou^{id}, N. Manthos^{id}, I. Papadopoulos^{id}, J. Strogas^{id}

University of Ioánnina, Ioánnina, Greece

M. Csanád^{ID}, K. Farkas^{ID}, M.M.A. Gadallah^{ID,28}, S. Lökös^{ID,29}, P. Major^{ID}, K. Mandal^{ID}, G. Pásztor^{ID},
A.J. Rádl^{ID,30}, O. Surányi^{ID}, G.I. Veres^{ID}

MTA-ELTE Lendület CMS Particle and Nuclear Physics Group, Eötvös Loránd University, Budapest, Hungary

M. Bartók^{ID,31}, G. Bencze, C. Hajdu^{ID}, D. Horvath^{ID,32,33}, F. Sikler^{ID}, V. Veszpremi^{ID}

Wigner Research Centre for Physics, Budapest, Hungary

N. Beni^{ID}, S. Czellar, J. Karancsi^{ID,31}, J. Molnar, Z. Szillasi, D. Teyssier^{ID}

Institute of Nuclear Research ATOMKI, Debrecen, Hungary

P. Raics, B. Ujvari^{ID,34}

Institute of Physics, University of Debrecen, Debrecen, Hungary

T. Csorgo^{ID,30}, F. Nemes^{ID,30}, T. Novak^{ID}

Karoly Robert Campus, MATE Institute of Technology, Gyongyos, Hungary

J. Babbar^{ID}, S. Bansal^{ID}, S.B. Beri, V. Bhatnagar^{ID}, G. Chaudhary^{ID}, S. Chauhan^{ID}, N. Dhingra^{ID,35},
R. Gupta, A. Kaur^{ID}, A. Kaur^{ID}, H. Kaur^{ID}, M. Kaur^{ID}, S. Kumar^{ID}, P. Kumari^{ID}, M. Meena^{ID},
K. Sandeep^{ID}, T. Sheokand, J.B. Singh^{ID,36}, A. Singla^{ID}, A.K. Viridi^{ID}

Panjab University, Chandigarh, India

A. Ahmed^{ID}, A. Bhardwaj^{ID}, B.C. Choudhary^{ID}, M. Gola, S. Keshri^{ID}, A. Kumar^{ID}, M. Naimuddin^{ID},
P. Priyanka^{ID}, K. Ranjan^{ID}, S. Saumya^{ID}, A. Shah^{ID}

University of Delhi, Delhi, India

S. Baradia^{ID}, S. Barman^{ID,37}, S. Bhattacharya^{ID}, D. Bhowmik, S. Dutta^{ID}, S. Dutta, B. Gomber^{ID,38},
M. Maity³⁷, P. Palit^{ID}, P.K. Rout^{ID}, G. Saha^{ID}, B. Sahu^{ID}, S. Sarkar

Saha Institute of Nuclear Physics, HBNI, Kolkata, India

P.K. Behera^{ID}, S.C. Behera^{ID}, P. Kalbhor^{ID}, J.R. Komaragiri^{ID,39}, D. Kumar^{ID,39}, A. Muhammad^{ID},
L. Panwar^{ID,39}, R. Pradhan^{ID}, P.R. Pujahari^{ID}, A. Sharma^{ID}, A.K. Sikdar^{ID}, P.C. Tiwari^{ID,39}, S. Verma^{ID}

Indian Institute of Technology Madras, Madras, India

K. Naskar^{ID,40}

Bhabha Atomic Research Centre, Mumbai, India

T. Aziz, I. Das^{ID}, S. Dugad, M. Kumar^{ID}, G.B. Mohanty^{ID}, P. Suryadevara

Tata Institute of Fundamental Research-A, Mumbai, India

S. Banerjee^{ID}, R. Chudasama^{ID}, M. Guchait^{ID}, S. Karmakar^{ID}, S. Kumar^{ID}, G. Majumder^{ID},
K. Mazumdar^{ID}, S. Mukherjee^{ID}, A. Thachayath^{ID}

Tata Institute of Fundamental Research-B, Mumbai, India

S. Bahinipati^{ID,41}, A.K. Das, C. Kar^{ID}, P. Mal^{ID}, T. Mishra^{ID}, V.K. Muraleedharan Nair Bindhu^{ID,42},
A. Nayak^{ID,42}, P. Saha^{ID}, N. Sur^{ID}, S.K. Swain, D. Vats^{ID,42}

National Institute of Science Education and Research, An OCC of Homi Bhabha National Institute, Bhubaneswar, Odisha, India

A. Alpana ^{id}, S. Dube ^{id}, B. Kansal ^{id}, A. Laha ^{id}, S. Pandey ^{id}, A. Rastogi ^{id}, S. Sharma ^{id}

Indian Institute of Science Education and Research (IISER), Pune, India

H. Bakhshiansohi ^{id},⁴³, E. Khazaie ^{id}, M. Zeinali ^{id},⁴⁴

Isfahan University of Technology, Isfahan, Iran

S. Chenarani ^{id},⁴⁵, S.M. Etesami ^{id}, M. Khakzad ^{id}, M. Mohammadi Najafabadi ^{id}

Institute for Research in Fundamental Sciences (IPM), Tehran, Iran

M. Grunewald ^{id}

University College Dublin, Dublin, Ireland

M. Abbrescia ^{a,b, id}, R. Aly ^{a,c, id},¹⁴, C. Aruta ^{a,b, id}, A. Colaleo ^{a, id}, D. Creanza ^{a,c, id}, N. De Filippis ^{a,c, id},
M. De Palma ^{a,b, id}, A. Di Florio ^{a,b, id}, W. Elmetenawee ^{a,b, id}, F. Errico ^{a,b, id}, L. Fiore ^{a, id}, G. Iaselli ^{a,c, id},
M. Ince ^{a,b, id}, G. Maggi ^{a,c, id}, M. Maggi ^{a, id}, I. Margjeka ^{a,b, id}, V. Mastrapasqua ^{a,b, id}, S. My ^{a,b, id},
S. Nuzzo ^{a,b, id}, A. Pellecchia ^{a,b, id}, A. Pompili ^{a,b, id}, G. Pugliese ^{a,c, id}, R. Radogna ^{a, id}, D. Ramos ^{a, id},
A. Ranieri ^{a, id}, G. Selvaggi ^{a,b, id}, L. Silvestris ^{a, id}, F.M. Simone ^{a,b, id}, Ü. Sözbilir ^{a, id}, A. Stamerra ^{a, id},
R. Venditti ^{a, id}, P. Verwilligen ^{a, id}

^a INFN Sezione di Bari, Bari, Italy

^b Università di Bari, Bari, Italy

^c Politecnico di Bari, Bari, Italy

G. Abbiendi ^{a, id}, C. Battilana ^{a,b, id}, D. Bonacorsi ^{a,b, id}, L. Borgonovi ^{a, id}, L. Brigliadori ^a, R. Campanini ^{a,b, id},
P. Capiluppi ^{a,b, id}, A. Castro ^{a,b, id}, F.R. Cavallo ^{a, id}, M. Cuffiani ^{a,b, id}, G.M. Dallavalle ^{a, id}, T. Diotallevi ^{a,b, id},
F. Fabbri ^{a, id}, A. Fanfani ^{a,b, id}, P. Giacomelli ^{a, id}, L. Giommi ^{a,b, id}, C. Grandi ^{a, id}, L. Guiducci ^{a,b, id},
S. Lo Meo ^{a, id},⁴⁶ L. Lunerti ^{a,b, id}, S. Marcellini ^{a, id}, G. Masetti ^{a, id}, F.L. Navarria ^{a,b, id}, A. Perrotta ^{a, id},
F. Primavera ^{a,b, id}, A.M. Rossi ^{a,b, id}, T. Rovelli ^{a,b, id}, G.P. Siroli ^{a,b, id}

^a INFN Sezione di Bologna, Bologna, Italy

^b Università di Bologna, Bologna, Italy

S. Costa ^{a,b, id},⁴⁷, A. Di Mattia ^{a, id}, R. Potenza ^{a,b}, A. Tricomi ^{a,b, id},⁴⁷, C. Tuve ^{a,b, id}

^a INFN Sezione di Catania, Catania, Italy

^b Università di Catania, Catania, Italy

G. Barbagli ^{a, id}, B. Camaiani ^{a,b, id}, A. Cassese ^{a, id}, R. Ceccarelli ^{a,b, id}, V. Ciulli ^{a,b, id}, C. Civinini ^{a, id},
R. D'Alessandro ^{a,b, id}, E. Focardi ^{a,b, id}, G. Latino ^{a,b, id}, P. Lenzi ^{a,b, id}, M. Lizzo ^{a,b, id}, M. Meschini ^{a, id},
S. Paoletti ^{a, id}, R. Seidita ^{a,b, id}, G. Sguazzoni ^{a, id}, L. Viliani ^{a, id}

^a INFN Sezione di Firenze, Firenze, Italy

^b Università di Firenze, Firenze, Italy

L. Benussi ^{id}, S. Bianco ^{id}, S. Meola ^{id},²², D. Piccolo ^{id}

INFN Laboratori Nazionali di Frascati, Frascati, Italy

M. Bozzo ^{a,b, id}, F. Ferro ^{a, id}, R. Mulargia ^{a, id}, E. Robutti ^{a, id}, S. Tosi ^{a,b, id}

^a INFN Sezione di Genova, Genova, Italy

^b Università di Genova, Genova, Italy

A. Benaglia ^{a, id}, G. Boldrini ^{a, id}, F. Brivio ^{a,b, id}, F. Cetorelli ^{a,b, id}, F. De Guio ^{a,b, id}, M.E. Dinardo ^{a,b, id},
P. Dini ^{a, id}, S. Gennai ^{a, id}, A. Ghezzi ^{a,b, id}, P. Govoni ^{a,b, id}, L. Guzzi ^{a,b, id}, M.T. Lucchini ^{a,b, id},

M. Malberti ^{a, id}, S. Malvezzi ^{a, id}, A. Massironi ^{a, id}, D. Menasce ^{a, id}, L. Moroni ^{a, id}, M. Paganoni ^{a, b, id},
D. Pedrini ^{a, id}, B.S. Pinolini ^a, S. Ragazzi ^{a, b, id}, N. Redaelli ^{a, id}, T. Tabarelli de Fatis ^{a, b, id}, D. Zuolo ^{a, b, id}

^a INFN Sezione di Milano-Bicocca, Milano, Italy

^b Università di Milano-Bicocca, Milano, Italy

S. Buontempo ^{a, id}, F. Carnevali ^{a, b}, N. Cavallo ^{a, c, id}, A. De Iorio ^{a, b, id}, F. Fabozzi ^{a, c, id}, A.O.M. Iorio ^{a, b, id},
L. Lista ^{a, b, id, 48}, P. Paolucci ^{a, id, 22}, B. Rossi ^{a, id}, C. Sciacca ^{a, b, id}

^a INFN Sezione di Napoli, Napoli, Italy

^b Università di Napoli 'Federico II', Napoli, Italy

^c Università della Basilicata, Potenza, Italy

^d Università G. Marconi, Roma, Italy

P. Azzi ^{a, id}, N. Bacchetta ^{a, id, 49}, D. Bisello ^{a, b, id}, P. Bortignon ^{a, id}, A. Bragagnolo ^{a, b, id}, R. Carlin ^{a, b, id},
P. Checchia ^{a, id}, T. Dorigo ^{a, id}, F. Gasparini ^{a, b, id}, U. Gasparini ^{a, b, id}, G. Grosso ^a, L. Layer ^{a, 50}, E. Lusiani ^{a, id},
M. Margoni ^{a, b, id}, A.T. Meneguzzo ^{a, b, id}, J. Pazzini ^{a, b, id}, P. Ronchese ^{a, b, id}, R. Rossin ^{a, b, id},
F. Simonetto ^{a, b, id}, G. Strong ^{a, id}, M. Tosi ^{a, b, id}, H. Yarar ^{a, b}, M. Zanetti ^{a, b, id}, P. Zotto ^{a, b, id},
A. Zucchetta ^{a, b, id}, G. Zumerle ^{a, b, id}

^a INFN Sezione di Padova, Padova, Italy

^b Università di Padova, Padova, Italy

^c Università di Trento, Trento, Italy

S. Abu Zeid ^{a, id, 17}, C. Aimè ^{a, b, id}, A. Braghieri ^{a, id}, S. Calzaferri ^{a, b, id}, D. Fiorina ^{a, b, id}, P. Montagna ^{a, b, id},
V. Re ^{a, id}, C. Riccardi ^{a, b, id}, P. Salvini ^{a, id}, I. Vai ^{a, id}, P. Vitulo ^{a, b, id}

^a INFN Sezione di Pavia, Pavia, Italy

^b Università di Pavia, Pavia, Italy

P. Asenov ^{a, id, 51}, G.M. Bilei ^{a, id}, D. Ciangottini ^{a, b, id}, L. Fanò ^{a, b, id}, M. Magherini ^{a, b, id}, G. Mantovani ^{a, b},
V. Mariani ^{a, b, id}, M. Menichelli ^{a, id}, F. Moscatelli ^{a, id, 51}, A. Piccinelli ^{a, b, id}, M. Presilla ^{a, b, id}, A. Rossi ^{a, b, id},
A. Santocchia ^{a, b, id}, D. Spiga ^{a, id}, T. Tedeschi ^{a, b, id}

^a INFN Sezione di Perugia, Perugia, Italy

^b Università di Perugia, Perugia, Italy

P. Azzurri ^{a, id}, G. Bagliesi ^{a, id}, V. Bertacchi ^{a, c, id}, R. Bhattacharya ^{a, id}, L. Bianchini ^{a, b, id}, T. Boccali ^{a, id},
E. Bossini ^{a, b, id}, D. Bruschini ^{a, c, id}, R. Castaldi ^{a, id}, M.A. Ciocci ^{a, b, id}, V. D'Amante ^{a, d, id}, R. Dell'Orso ^{a, id},
M.R. Di Domenico ^{a, d, id}, S. Donato ^{a, id}, A. Giassi ^{a, id}, F. Ligabue ^{a, c, id}, E. Manca ^{a, c, id}, G. Mandorli ^{a, c, id},
D. Matos Figueiredo ^{a, id}, A. Messineo ^{a, b, id}, M. Musich ^{a, b, id}, F. Palla ^{a, id}, S. Parolia ^{a, b, id},
G. Ramirez-Sanchez ^{a, c, id}, A. Rizzi ^{a, b, id}, G. Rolandi ^{a, c, id}, S. Roy Chowdhury ^{a, c, id}, T. Sarkar ^{a, id, 37},
A. Scribano ^{a, id}, N. Shafiei ^{a, b, id}, P. Spagnolo ^{a, id}, R. Tenchini ^{a, id}, G. Tonelli ^{a, b, id}, N. Turini ^{a, d, id},
A. Venturi ^{a, id}, P.G. Verdini ^{a, id}

^a INFN Sezione di Pisa, Pisa, Italy

^b Università di Pisa, Pisa, Italy







































^c Scuola Normale Superiore di Pisa, Pisa, Italy

^d Università di Siena, Siena, Italy

P. Barria ^{a, id}, M. Campana ^{a, b, id}, F. Cavallari ^{a, id}, D. Del Re ^{a, b, id}, E. Di Marco ^{a, id}, M. Diemoz ^{a, id},
E. Longo ^{a, b, id}, P. Meridiani ^{a, id}, G. Organtini ^{a, b, id}, F. Pandolfi ^{a, id}, R. Paramatti ^{a, b, id}, C. Quaranta ^{a, b, id},
S. Rahatlou ^{a, b, id}, C. Rovelli ^{a, id}, F. Santanastasio ^{a, b, id}, L. Soffi ^{a, id}, R. Tramontano ^{a, b, id}

^a INFN Sezione di Roma, Roma, Italy

^b Sapienza Università di Roma, Roma, Italy

N. Amapane ^{a,b, }, R. Arcidiacono ^{a,c, }, S. Argiro ^{a,b, }, M. Arneodo ^{a,c, }, N. Bartosik ^{a, }, R. Bellan ^{a,b, },
 A. Bellora ^{a,b, }, J. Berenguer Antequera ^{a,b, }, C. Biino ^{a, }, N. Cartiglia ^{a, }, M. Costa ^{a,b, },
 R. Covarelli ^{a,b, }, N. Demaria ^{a, }, M. Grippo ^{a,b, }, B. Kiani ^{a,b, }, F. Legger ^{a, }, C. Mariotti ^{a, },
 S. Maselli ^{a, }, A. Mecca ^{a,b, }, E. Migliore ^{a,b, }, E. Monteil ^{a,b, }, M. Monteno ^{a, }, M.M. Obertino ^{a,b, },
 G. Ortona ^{a, }, L. Pacher ^{a,b, }, N. Pastrone ^{a, }, M. Pelliccioni ^{a, }, M. Ruspa ^{a,c, }, K. Shchelina ^{a, },
 F. Siviero ^{a,b, }, V. Sola ^{a, }, A. Solano ^{a,b, }, D. Soldi ^{a,b, }, A. Staiano ^{a, }, M. Tornago ^{a,b, }, D. Trocino ^{a, },
 G. Umoret ^{a,b, }, A. Vagnerini ^{a,b, }

^a INFN Sezione di Torino, Torino, Italy

^b Università di Torino, Torino, Italy

^c Università del Piemonte Orientale, Novara, Italy

S. Belforte ^{a, }, V. Candelise ^{a,b, }, M. Casarsa ^{a, }, F. Cossutti ^{a, }, A. Da Rold ^{a,b, }, G. Della Ricca ^{a,b, },
 G. Sorrentino ^{a,b, }

^a INFN Sezione di Trieste, Trieste, Italy




^b Università di Trieste, Trieste, Italy

S. Dogra ^{}, C. Huh ^{}, B. Kim ^{}, D.H. Kim ^{}, G.N. Kim ^{}, J. Kim, J. Lee ^{}, S.W. Lee ^{}, C.S. Moon ^{},
 Y.D. Oh ^{}, S.I. Pak ^{}, M.S. Ryu ^{}, S. Sekmen ^{}, Y.C. Yang ^{}





Kyungpook National University, Daegu, Korea

H. Kim ^{}, D.H. Moon ^{}

Chonnam National University, Institute for Universe and Elementary Particles, Kwangju, Korea

E. Asilar ^{}, T.J. Kim ^{}, J. Park ^{}

Hanyang University, Seoul, Korea

S. Cho, S. Choi ^{}, S. Han, B. Hong ^{}, K. Lee, K.S. Lee ^{}, J. Lim, J. Park, S.K. Park, J. Yoo ^{}















Korea University, Seoul, Korea

J. Goh ^{}










Kyung Hee University, Department of Physics, Seoul, Korea

H.S. Kim ^{}, Y. Kim, S. Lee

Sejong University, Seoul, Korea

J. Almond, J.H. Bhyun, J. Choi ^{}, S. Jeon ^{}, W. Jun ^{}, J. Kim ^{}, J. Kim ^{}, J.S. Kim, S. Ko ^{}, H. Kwon ^{},
 H. Lee ^{}, J. Lee ^{}, S. Lee, B.H. Oh ^{}, M. Oh ^{}, S.B. Oh ^{}, H. Seo ^{}, U.K. Yang, I. Yoon ^{}

Seoul National University, Seoul, Korea

W. Jang ^{}, D.Y. Kang, Y. Kang ^{}, D. Kim ^{}, S. Kim ^{}, B. Ko, J.S.H. Lee ^{}, Y. Lee ^{}, J.A. Merlin, I.C. Park ^{},
 Y. Roh, D. Song, I.J. Watson ^{}, S. Yang ^{}


University of Seoul, Seoul, Korea

S. Ha ^{}, H.D. Yoo ^{}

Yonsei University, Department of Physics, Seoul, Korea

M. Choi ^{}, M.R. Kim ^{}, H. Lee, Y. Lee ^{}, Y. Lee ^{}, I. Yu ^{}

Sungkyunkwan University, Suwon, Korea

T. Beyrouthy, Y. Maghrbi 




College of Engineering and Technology, American University of the Middle East (AUM), Dasman, Kuwait

K. Dreimanis , A. Gaile , A. Potrebko , T. Torims , V. Veckalns 







Riga Technical University, Riga, Latvia

M. Ambrozas , A. Carvalho Antunes De Oliveira , A. Juodagalvis , A. Rinkevicius , G. Tamulaitis 


Vilnius University, Vilnius, Lithuania

N. Bin Norjoharuddeen , S.Y. Hoh ,⁵² I. Yusuff ,⁵² Z. Zolkapli

National Centre for Particle Physics, Universiti Malaya, Kuala Lumpur, Malaysia

J.F. Benitez , A. Castaneda Hernandez , H.A. Encinas Acosta, L.G. Gallegos Maríñez, M. León Coello ,
J.A. Murillo Quijada , A. Sehrawat , L. Valencia Palomo 

Universidad de Sonora (UNISON), Hermosillo, Mexico

G. Ayala , H. Castilla-Valdez , I. Heredia-De La Cruz ,⁵³ R. Lopez-Fernandez ,
C.A. Mondragon Herrera, D.A. Perez Navarro , A. Sánchez Hernández 

Centro de Investigacion y de Estudios Avanzados del IPN, Mexico City, Mexico

C. Oropeza Barrera , F. Vazquez Valencia 








Universidad Iberoamericana, Mexico City, Mexico

I. Pedraza , H.A. Salazar Ibarquen , C. Uribe Estrada 

Benemerita Universidad Autonoma de Puebla, Puebla, Mexico

I. Bubanja, J. Mijuskovic ⁵⁴, N. Raicevic 

University of Montenegro, Podgorica, Montenegro

A. Ahmad , M.I. Asghar, A. Awais , M.I.M. Awan, M. Gul , H.R. Hoorani , W.A. Khan , M. Shoaib ,
M. Waqas 






National Centre for Physics, Quaid-I-Azam University, Islamabad, Pakistan

V. Avati, L. Grzanka , M. Malawski 


AGH University of Science and Technology Faculty of Computer Science, Electronics and Telecommunications, Krakow, Poland

H. Bialkowska , M. Bluj , B. Boimska , M. Górski , M. Kazana , M. Szleper , P. Zalewski 

National Centre for Nuclear Research, Swierk, Poland

K. Bunkowski , K. Doroba , A. Kalinowski , M. Konecki , J. Krolikowski 

Institute of Experimental Physics, Faculty of Physics, University of Warsaw, Warsaw, Poland

M. Araujo , P. Bargassa , D. Bastos , A. Boletti , P. Faccioli , M. Gallinaro , J. Hollar ,
N. Leonardo , T. Niknejad , M. Pisano , J. Seixas , O. Toldaiev , J. Varela 

Laboratório de Instrumentação e Física Experimental de Partículas, Lisboa, Portugal

P. Adzic ,⁵⁵ M. Dordevic , P. Milenovic , J. Milosevic 

VINCA Institute of Nuclear Sciences, University of Belgrade, Belgrade, Serbia

M. Aguilar-Benitez, J. Alcaraz Maestre^{ID}, A. Álvarez Fernández^{ID}, M. Barrio Luna, Cristina F. Bedoya^{ID}, C.A. Carrillo Montoya^{ID}, M. Cepeda^{ID}, M. Cerrada^{ID}, N. Colino^{ID}, B. De La Cruz^{ID}, A. Delgado Peris^{ID}, D. Fernández Del Val^{ID}, J.P. Fernández Ramos^{ID}, J. Flix^{ID}, M.C. Fouz^{ID}, O. Gonzalez Lopez^{ID}, S. Goy Lopez^{ID}, J.M. Hernandez^{ID}, M.I. Josa^{ID}, J. León Holgado^{ID}, D. Moran^{ID}, C. Perez Dengra^{ID}, A. Pérez-Calero Yzquierdo^{ID}, J. Puerta Pelayo^{ID}, I. Redondo^{ID}, D.D. Redondo Ferrero^{ID}, L. Romero, S. Sánchez Navas^{ID}, J. Sastre^{ID}, L. Urda Gómez^{ID}, J. Vazquez Escobar^{ID}, C. Willmott

Centro de Investigaciones Energéticas Medioambientales y Tecnológicas (CIEMAT), Madrid, Spain

J.F. de Trocóniz^{ID}

Universidad Autónoma de Madrid, Madrid, Spain

B. Alvarez Gonzalez^{ID}, J. Cuevas^{ID}, J. Fernandez Menendez^{ID}, S. Folgueras^{ID}, I. Gonzalez Caballero^{ID}, J.R. González Fernández^{ID}, E. Palencia Cortezon^{ID}, C. Ramón Álvarez^{ID}, V. Rodríguez Bouza^{ID}, A. Soto Rodríguez^{ID}, A. Trapote^{ID}, C. Vico Villalba^{ID}

Universidad de Oviedo, Instituto Universitario de Ciencias y Tecnologías Espaciales de Asturias (ICTEA), Oviedo, Spain

J.A. Brochero Cifuentes^{ID}, I.J. Cabrillo^{ID}, A. Calderon^{ID}, J. Duarte Campderros^{ID}, M. Fernandez^{ID}, C. Fernandez Madrazo^{ID}, A. García Alonso, G. Gomez^{ID}, C. Lasaosa García^{ID}, C. Martinez Rivero^{ID}, P. Martinez Ruiz del Arbol^{ID}, F. Matorras^{ID}, P. Matorras Cuevas^{ID}, J. Piedra Gomez^{ID}, C. Prieels, A. Ruiz-Jimeno^{ID}, L. Scodellaro^{ID}, I. Vila^{ID}, J.M. Vizan Garcia^{ID}

Instituto de Física de Cantabria (IFCA), CSIC-Universidad de Cantabria, Santander, Spain

M.K. Jayananda^{ID}, B. Kailasapathy^{ID,56}, D.U.J. Sonnadara^{ID}, D.D.C. Wickramarathna^{ID}

University of Colombo, Colombo, Sri Lanka

W.G.D. Dharmaratna^{ID}, K. Liyanage^{ID}, N. Perera^{ID}, N. Wickramage^{ID}

University of Ruhuna, Department of Physics, Matara, Sri Lanka

D. Abbaneo^{ID}, J. Alimena^{ID}, E. Auffray^{ID}, G. Auzinger^{ID}, J. Baechler, P. Baillon[†], D. Barney^{ID}, J. Bendavid^{ID}, M. Bianco^{ID}, B. Bilin^{ID}, A. Bocci^{ID}, E. Brondolin^{ID}, C. Caillol^{ID}, T. Camporesi^{ID}, G. Cerminara^{ID}, N. Chernyavskaya^{ID}, S.S. Chhibra^{ID}, S. Choudhury, M. Cipriani^{ID}, L. Cristella^{ID}, D. d'Enterria^{ID}, A. Dabrowski^{ID}, A. David^{ID}, A. De Roeck^{ID}, M.M. Defranchis^{ID}, M. Deile^{ID}, M. Dobson^{ID}, M. Dünser^{ID}, N. Dupont, A. Elliott-Peisert, F. Fallavollita⁵⁷, A. Florent^{ID}, L. Forthomme^{ID}, G. Franzoni^{ID}, W. Funk^{ID}, S. Ghosh^{ID}, S. Giani, D. Gigi, K. Gill^{ID}, F. Glege^{ID}, L. Gouskos^{ID}, E. Govorkova^{ID}, M. Haranko^{ID}, J. Hegeman^{ID}, V. Innocente^{ID}, T. James^{ID}, P. Janot^{ID}, J. Kaspar^{ID}, J. Kieseler^{ID}, N. Kratochwil^{ID}, S. Laurila^{ID}, P. Lecoq^{ID}, E. Leutgeb^{ID}, A. Lintuluoto^{ID}, C. Lourenço^{ID}, B. Maier^{ID}, L. Malgeri^{ID}, M. Mannelli^{ID}, A.C. Marini^{ID}, F. Meijers^{ID}, S. Mersi^{ID}, E. Meschi^{ID}, F. Moortgat^{ID}, M. Mulders^{ID}, S. Orfanelli, L. Orsini, F. Pantaleo^{ID}, E. Perez, M. Peruzzi^{ID}, A. Petrilli^{ID}, G. Petrucciani^{ID}, A. Pfeiffer^{ID}, M. Pierini^{ID}, D. Piparo^{ID}, M. Pitt^{ID}, H. Qu^{ID}, T. Quast, D. Rabady^{ID}, A. Racz, G. Reales Gutiérrez, M. Rovere^{ID}, H. Sakulin^{ID}, J. Salfeld-Nebgen^{ID}, S. Scarfi^{ID}, M. Selvaggi^{ID}, A. Sharma^{ID}, P. Silva^{ID}, P. Sphicas^{ID,58}, A.G. Stahl Leiton^{ID}, S. Summers^{ID}, K. Tatar^{ID}, V.R. Tavolaro^{ID}, D. Treille^{ID}, P. Tropea^{ID}, A. Tsiros, J. Wanczyk^{ID,59}, K.A. Wozniak^{ID}, W.D. Zeuner

CERN, European Organization for Nuclear Research, Geneva, Switzerland

L. Caminada ^{ID},⁶⁰, A. Ebrahimi ^{ID}, W. Erdmann ^{ID}, R. Horisberger ^{ID}, Q. Ingram ^{ID}, H.C. Kaestli ^{ID},
D. Kotlinski ^{ID}, C. Lange ^{ID}, M. Missiroli ^{ID},⁶⁰, L. Noehte ^{ID},⁶⁰, T. Rohe ^{ID}

Paul Scherrer Institut, Villigen, Switzerland

T.K. Aarrestad ^{ID}, K. Androsov ^{ID},⁵⁹, M. Backhaus ^{ID}, P. Berger, A. Calandri ^{ID}, K. Datta ^{ID}, A. De Cosa ^{ID},
G. Dissertori ^{ID}, M. Dittmar, M. Donegà ^{ID}, F. Eble ^{ID}, M. Galli ^{ID}, K. Gedia ^{ID}, F. Glessgen ^{ID},
T.A. Gómez Espinosa ^{ID}, C. Grab ^{ID}, D. Hits ^{ID}, W. Lustermann ^{ID}, A.-M. Lyon ^{ID}, R.A. Manzoni ^{ID},
L. Marchese ^{ID}, C. Martin Perez ^{ID}, A. Mascellani ^{ID},⁵⁹, M.T. Meinhard ^{ID}, F. Nessi-Tedaldi ^{ID}, J. Niedziela ^{ID},
F. Pauss ^{ID}, V. Perovic ^{ID}, S. Pigazzini ^{ID}, M.G. Ratti ^{ID}, M. Reichmann ^{ID}, C. Reissel ^{ID}, T. Reitenspiess ^{ID},
B. Ristic ^{ID}, F. Riti ^{ID}, D. Ruini, D.A. Sanz Becerra ^{ID}, J. Steggemann ^{ID},⁵⁹, D. Valsecchi ^{ID},²², R. Wallny ^{ID}

ETH Zurich - Institute for Particle Physics and Astrophysics (IPA), Zurich, Switzerland

C. Amsler ^{ID},⁶¹, P. Bärtschi ^{ID}, C. Botta ^{ID}, D. Brzhechko, M.F. Canelli ^{ID}, K. Cormier ^{ID}, A. De Wit ^{ID},
R. Del Burgo, J.K. Heikkilä ^{ID}, M. Huwiler ^{ID}, W. Jin ^{ID}, A. Jofrehei ^{ID}, B. Kilminster ^{ID}, S. Leontsinis ^{ID},
S.P. Liechi ^{ID}, A. Macchiolo ^{ID}, P. Meiring ^{ID}, V.M. Mikuni ^{ID}, U. Molinatti ^{ID}, I. Neutelings ^{ID}, A. Reimers ^{ID},
P. Robmann, S. Sanchez Cruz ^{ID}, K. Schweiger ^{ID}, M. Senger ^{ID}, Y. Takahashi ^{ID}

Universität Zürich, Zurich, Switzerland

C. Adloff ⁶², C.M. Kuo, W. Lin, S.S. Yu ^{ID}

National Central University, Chung-Li, Taiwan

L. Ceard, Y. Chao ^{ID}, K.F. Chen ^{ID}, P.s. Chen, H. Cheng ^{ID}, W.-S. Hou ^{ID}, Y.y. Li ^{ID}, R.-S. Lu ^{ID}, E. Paganis ^{ID},
A. Psallidas, A. Steen ^{ID}, H.y. Wu, E. Yazgan ^{ID}, P.r. Yu

National Taiwan University (NTU), Taipei, Taiwan

C. Asawatangkuldee ^{ID}, N. Srimanobhas ^{ID}

Chulalongkorn University, Faculty of Science, Department of Physics, Bangkok, Thailand

D. Agyel ^{ID}, F. Boran ^{ID}, Z.S. Demiroglu ^{ID}, F. Dolek ^{ID}, I. Dumanoglu ^{ID},⁶³, E. Eskut ^{ID}, Y. Guler ^{ID},⁶⁴,
E. Gurpinar Guler ^{ID},⁶⁴, C. Isik ^{ID}, O. Kara, A. Kayis Topaksu ^{ID}, U. Kiminsu ^{ID}, G. Onengut ^{ID},
K. Ozdemir ^{ID},⁶⁵, A. Polatoz ^{ID}, A.E. Simsek ^{ID}, B. Tali ^{ID},⁶⁶, U.G. Tok ^{ID}, S. Turkcapar ^{ID}, E. Uslan ^{ID},
I.S. Zorbakir ^{ID}

Çukurova University, Physics Department, Science and Art Faculty, Adana, Turkey

G. Karapinar ⁶⁷, K. Ocalan ^{ID},⁶⁸, M. Yalvac ^{ID},⁶⁹

Middle East Technical University, Physics Department, Ankara, Turkey

B. Akgun ^{ID}, I.O. Atakisi ^{ID}, E. Gülmez ^{ID}, M. Kaya ^{ID},⁷⁰, O. Kaya ^{ID},⁷¹, Ö. Özçelik ^{ID}, S. Tekten ^{ID},⁷²

Bogazici University, Istanbul, Turkey

A. Cakir ^{ID}, K. Cankocak ^{ID},⁶³, Y. Komurcu ^{ID}, S. Sen ^{ID},⁷³

Istanbul Technical University, Istanbul, Turkey

O. Aydilek ^{ID}, S. Cerci ^{ID},⁶⁶, B. Hacisahinoglu ^{ID}, I. Hos ^{ID},⁷⁴, B. Isildak ^{ID},⁷⁵, B. Kaynak ^{ID}, S. Ozkorucuklu ^{ID},
C. Simsek ^{ID}, D. Sunar Cerci ^{ID},⁶⁶
















Istanbul University, Istanbul, Turkey

B. Grynyov 

















Institute for Scintillation Materials of National Academy of Science of Ukraine, Kharkiv, Ukraine

L. Levchuk 


































National Science Centre, Kharkiv Institute of Physics and Technology, Kharkiv, Ukraine

D. Anthony , E. Bhal , J.J. Brooke , A. Bundock , E. Clement , D. Cussans , H. Flacher ,
M. Glowacki, J. Goldstein , G.P. Heath, H.F. Heath , L. Kreczko , B. Krikler , S. Paramesvaran ,
S. Seif El Nasr-Storey, V.J. Smith , N. Stylianou ⁷⁶, K. Walkingshaw Pass, R. White 

University of Bristol, Bristol, United Kingdom

A.H. Ball, K.W. Bell , A. Belyaev ⁷⁷, C. Brew , R.M. Brown , D.J.A. Cockerill , C. Cooke , K.V. Ellis,
K. Harder , S. Harper , M.-L. Holmberg ⁷⁸, J. Linacre , K. Manolopoulos, D.M. Newbold , E. Olaiya,
D. Petyt , T. Reis , G. Salvi , T. Schuh, C.H. Shepherd-Themistocleous , I.R. Tomalin, T. Williams 












Rutherford Appleton Laboratory, Didcot, United Kingdom

R. Bainbridge , P. Bloch , S. Bonomally, J. Borg , S. Breeze, C.E. Brown , O. Buchmuller, V. Cacchio,
V. Cepaitis , G.S. Chahal ⁷⁹, D. Colling , J.S. Dancu, P. Dauncey , G. Davies , J. Davies,
M. Della Negra , S. Fayer, G. Fedi , G. Hall , M.H. Hassanshahi , A. Howard, G. Iles , J. Langford ⁸⁰,
L. Lyons , A.-M. Magnan , S. Malik, A. Martelli , M. Mieskolainen , D.G. Monk , J. Nash ⁸⁰,
M. Pesaresi, B.C. Radburn-Smith , D.M. Raymond, A. Richards, A. Rose , E. Scott , C. Seez ,
A. Shtipliyski, R. Shukla , A. Tapper , K. Uchida , G.P. Uttley , L.H. Vage, T. Virdee ²²,
M. Vojinovic , N. Wardle , S.N. Webb , D. Winterbottom





Imperial College, London, United Kingdom

K. Coldham, J.E. Cole , A. Khan, P. Kyberd , I.D. Reid 






Brunel University, Uxbridge, United Kingdom

S. Abdullin , A. Brinkerhoff , B. Caraway , J. Dittmann , K. Hatakeyama , A.R. Kanuganti ,
B. McMaster , M. Saunders , S. Sawant , C. Sutantawibul , J. Wilson 

















Baylor University, Waco, TX, USA

R. Bartek , A. Dominguez , R. Uniyal , A.M. Vargas Hernandez 



















Catholic University of America, Washington, DC, USA

A. Buccilli , S.I. Cooper , D. Di Croce , S.V. Gleyzer , C. Henderson , C.U. Perez , P. Rumerio ⁸¹,
C. West 

The University of Alabama, Tuscaloosa, AL, USA

A. Akpinar , A. Albert , D. Arcaro , C. Cosby , Z. Demiragli , C. Erice , E. Fontanesi ,
D. Gastler , S. May , J. Rohlf , K. Salyer , D. Sperka , D. Spitzbart , I. Suarez , A. Tsatsos ,
S. Yuan 

Boston University, Boston, MA, USA

G. Benelli , B. Burkle , X. Coubez ²⁴, D. Cutts , M. Hadley , U. Heintz , J.M. Hogan ⁸², T. Kwon ,
G. Landsberg , K.T. Lau , D. Li , J. Luo , M. Narain , N. Pervan , S. Sagir ⁸³, F. Simpson ,
E. Usai , W.Y. Wong, X. Yan , D. Yu , W. Zhang

Brown University, Providence, RI, USA

J. Bonilla^{ID}, C. Brainerd^{ID}, R. Breedon^{ID}, M. Calderon De La Barca Sanchez^{ID}, M. Chertok^{ID}, J. Conway^{ID},
P.T. Cox^{ID}, R. Erbacher^{ID}, G. Haza^{ID}, F. Jensen^{ID}, O. Kukral^{ID}, G. Mocellin^{ID}, M. Mulhearn^{ID},
D. Pellett^{ID}, B. Regnery^{ID}, D. Taylor^{ID}, Y. Yao^{ID}, F. Zhang^{ID}

University of California, Davis, Davis, CA, USA

M. Bachtis^{ID}, R. Cousins^{ID}, A. Datta^{ID}, D. Hamilton^{ID}, J. Hauser^{ID}, M. Ignatenko^{ID}, M.A. Iqbal^{ID},
T. Lam^{ID}, W.A. Nash^{ID}, S. Regnard^{ID}, D. Saltzberg^{ID}, B. Stone^{ID}, V. Valuev^{ID}

University of California, Los Angeles, CA, USA

Y. Chen, R. Clare^{ID}, J.W. Gary^{ID}, M. Gordon, G. Hanson^{ID}, G. Karapostoli^{ID}, O.R. Long^{ID},
N. Manganeli^{ID}, W. Si^{ID}, S. Wimpenny^{ID}

University of California, Riverside, Riverside, CA, USA

J.G. Branson, P. Chang^{ID}, S. Cittolin, S. Cooperstein^{ID}, D. Diaz^{ID}, J. Duarte^{ID}, R. Gerosa^{ID}, L. Giannini^{ID},
J. Guiang^{ID}, R. Kansal^{ID}, V. Krutelyov^{ID}, R. Lee^{ID}, J. Letts^{ID}, M. Masciovecchio^{ID}, F. Mokhtar^{ID},
M. Pieri^{ID}, B.V. Sathia Narayanan^{ID}, V. Sharma^{ID}, M. Tadel^{ID}, F. Würthwein^{ID}, Y. Xiang^{ID}, A. Yagil^{ID}

University of California, San Diego, La Jolla, CA, USA

N. Amin, C. Campagnari^{ID}, M. Citron^{ID}, G. Collura^{ID}, A. Dorsett^{ID}, V. Dutta^{ID}, J. Incandela^{ID},
M. Kilpatrick^{ID}, J. Kim^{ID}, A.J. Li^{ID}, B. Marsh, P. Masterson^{ID}, H. Mei^{ID}, M. Oshiro^{ID}, M. Quinnan^{ID},
J. Richman^{ID}, U. Sarica^{ID}, R. Schmitz^{ID}, F. Setti^{ID}, J. Sheplock^{ID}, P. Siddireddy, D. Stuart^{ID}, S. Wang^{ID}

University of California, Santa Barbara - Department of Physics, Santa Barbara, CA, USA

A. Bornheim^{ID}, O. Cerri, I. Dutta^{ID}, J.M. Lawhorn^{ID}, N. Lu^{ID}, J. Mao^{ID}, H.B. Newman^{ID}, T.Q. Nguyen^{ID},
M. Spiropulu^{ID}, J.R. Vlimant^{ID}, C. Wang^{ID}, S. Xie^{ID}, R.Y. Zhu^{ID}

California Institute of Technology, Pasadena, CA, USA

J. Alison^{ID}, S. An^{ID}, M.B. Andrews^{ID}, P. Bryant^{ID}, T. Ferguson^{ID}, A. Harilal^{ID}, C. Liu^{ID}, T. Mudholkar^{ID},
S. Murthy^{ID}, M. Paulini^{ID}, A. Roberts^{ID}, A. Sanchez^{ID}, W. Terrill^{ID}

Carnegie Mellon University, Pittsburgh, PA, USA

J.P. Cumalat^{ID}, W.T. Ford^{ID}, A. Hassani^{ID}, G. Karathanasis^{ID}, E. MacDonald, F. Marini^{ID}, R. Patel,
A. Perloff^{ID}, C. Savard^{ID}, N. Schonbeck^{ID}, K. Stenson^{ID}, K.A. Ulmer^{ID}, S.R. Wagner^{ID}, N. Zipper^{ID}

University of Colorado Boulder, Boulder, CO, USA

J. Alexander^{ID}, S. Bright-Thonney^{ID}, X. Chen^{ID}, D.J. Cranshaw^{ID}, J. Fan^{ID}, X. Fan^{ID}, D. Gadkari^{ID},
S. Hogan^{ID}, J. Monroy^{ID}, J.R. Patterson^{ID}, D. Quach^{ID}, J. Reichert^{ID}, M. Reid^{ID}, A. Ryd^{ID}, J. Thom^{ID},
P. Wittich^{ID}, R. Zou^{ID}

Cornell University, Ithaca, NY, USA

M. Albrow^{ID}, M. Alyari^{ID}, G. Apollinari^{ID}, A. Apresyan^{ID}, L.A.T. Bauerdick^{ID}, D. Berry^{ID}, J. Berryhill^{ID},
P.C. Bhat^{ID}, K. Burkett^{ID}, J.N. Butler^{ID}, A. Canepa^{ID}, G.B. Cerati^{ID}, H.W.K. Cheung^{ID}, F. Chlebana^{ID},
K.F. Di Petrillo^{ID}, J. Dickinson^{ID}, V.D. Elvira^{ID}, Y. Feng^{ID}, J. Freeman^{ID}, A. Gandrakota^{ID}, Z. Gece^{ID},
L. Gray^{ID}, D. Green, S. Grünendahl^{ID}, O. Gutsche^{ID}, R.M. Harris^{ID}, R. Heller^{ID}, T.C. Herwig^{ID},
J. Hirschauer^{ID}, L. Horyn^{ID}, B. Jayatilaka^{ID}, S. Jindariani^{ID}, M. Johnson^{ID}, U. Joshi^{ID}, T. Klijnsma^{ID},

B. Klima ^{ID}, K.H.M. Kwok ^{ID}, S. Lammel ^{ID}, D. Lincoln ^{ID}, R. Lipton ^{ID}, T. Liu ^{ID}, C. Madrid ^{ID},
 K. Maeshima ^{ID}, C. Mantilla ^{ID}, D. Mason ^{ID}, P. McBride ^{ID}, P. Merkel ^{ID}, S. Mrenna ^{ID}, S. Nahn ^{ID},
 J. Ngadiuba ^{ID}, D. Noonan ^{ID}, V. Papadimitriou ^{ID}, N. Pastika ^{ID}, K. Pedro ^{ID}, C. Pena ^{ID},⁸⁴ F. Ravera ^{ID},
 A. Reinsvold Hall ^{ID},⁸⁵ L. Ristori ^{ID}, E. Sexton-Kennedy ^{ID}, N. Smith ^{ID}, A. Soha ^{ID}, L. Spiegel ^{ID}, J. Strait ^{ID},
 L. Taylor ^{ID}, S. Tkaczyk ^{ID}, N.V. Tran ^{ID}, L. Uplegger ^{ID}, E.W. Vaandering ^{ID}, H.A. Weber ^{ID}, I. Zoi ^{ID}

Fermi National Accelerator Laboratory, Batavia, IL, USA

P. Avery ^{ID}, D. Bourilkov ^{ID}, L. Cadamuro ^{ID}, V. Cherepanov ^{ID}, R.D. Field, D. Guerrero ^{ID}, M. Kim,
 E. Koenig ^{ID}, J. Konigsberg ^{ID}, A. Korytov ^{ID}, K.H. Lo, K. Matchev ^{ID}, N. Menendez ^{ID}, G. Mitselmakher ^{ID},
 A. Muthirakalayil Madhu ^{ID}, N. Rawal ^{ID}, D. Rosenzweig ^{ID}, S. Rosenzweig ^{ID}, K. Shi ^{ID}, J. Wang ^{ID}, Z. Wu ^{ID}

University of Florida, Gainesville, FL, USA

T. Adams ^{ID}, A. Askew ^{ID}, R. Habibullah ^{ID}, V. Hagopian ^{ID}, R. Khurana, T. Kolberg ^{ID}, G. Martinez,
 H. Prosper ^{ID}, C. Schiber, O. Viazlo ^{ID}, R. Yohay ^{ID}, J. Zhang

Florida State University, Tallahassee, FL, USA

M.M. Baarmand ^{ID}, S. Butalla ^{ID}, T. Elkafrawy ^{ID},¹⁷ M. Hohlmann ^{ID}, R. Kumar Verma ^{ID}, M. Rahmani,
 F. Yumiceva ^{ID}

Florida Institute of Technology, Melbourne, FL, USA

M.R. Adams ^{ID}, H. Becerril Gonzalez ^{ID}, R. Cavanaugh ^{ID}, S. Dittmer ^{ID}, O. Evdokimov ^{ID}, C.E. Gerber ^{ID},
 D.J. Hofman ^{ID}, D.S. Lemos ^{ID}, A.H. Merrit ^{ID}, C. Mills ^{ID}, G. Oh ^{ID}, T. Roy ^{ID}, S. Rudrabhatla ^{ID},
 M.B. Tonjes ^{ID}, N. Varelas ^{ID}, X. Wang ^{ID}, Z. Ye ^{ID}, J. Yoo ^{ID}

University of Illinois at Chicago (UIC), Chicago, IL, USA

M. Alhusseini ^{ID}, K. Dilsiz ^{ID},⁸⁶ L. Emediato ^{ID}, R.P. Gandrajula ^{ID}, G. Karaman ^{ID}, O.K. Köseyan ^{ID},
 J.-P. Merlo, A. Mestvirishvili ^{ID},⁸⁷ J. Nachtman ^{ID}, O. Neogi, H. Ogul ^{ID},⁸⁸ Y. Onel ^{ID}, A. Penzo ^{ID}, C. Snyder,
 E. Tiras ^{ID},⁸⁹

The University of Iowa, Iowa City, IA, USA

O. Amram ^{ID}, B. Blumenfeld ^{ID}, L. Corcodilos ^{ID}, J. Davis ^{ID}, A.V. Gritsan ^{ID}, L. Kang ^{ID}, S. Kyriacou ^{ID},
 P. Maksimovic ^{ID}, J. Roskes ^{ID}, S. Sekhar ^{ID}, M. Swartz ^{ID}, T.Á. Vámi ^{ID}

Johns Hopkins University, Baltimore, MD, USA

A. Abreu ^{ID}, L.F. Alcerro Alcerro ^{ID}, J. Anguiano ^{ID}, P. Baringer ^{ID}, A. Bean ^{ID}, Z. Flowers ^{ID}, T. Isidori ^{ID},
 S. Khalil ^{ID}, J. King ^{ID}, G. Krintiras ^{ID}, M. Lazarovits ^{ID}, C. Le Mahieu ^{ID}, C. Lindsey, J. Marquez ^{ID},
 N. Minafra ^{ID}, M. Murray ^{ID}, M. Nickel ^{ID}, C. Rogan ^{ID}, C. Royon ^{ID}, R. Salvatico ^{ID}, S. Sanders ^{ID},
 E. Schmitz ^{ID}, C. Smith ^{ID}, Q. Wang ^{ID}, J. Williams ^{ID}, G. Wilson ^{ID}

The University of Kansas, Lawrence, KS, USA

B. Allmond ^{ID}, S. Duric, R. Gujju Gurunadha ^{ID}, A. Ivanov ^{ID}, K. Kaadze ^{ID}, D. Kim, Y. Maravin ^{ID},
 T. Mitchell, A. Modak, K. Nam, J. Natoli ^{ID}, D. Roy ^{ID}

Kansas State University, Manhattan, KS, USA

F. Rebassoo ^{ID}, D. Wright ^{ID}

Lawrence Livermore National Laboratory, Livermore, CA, USA

E. Adams^{id}, A. Baden^{id}, O. Baron, A. Belloni^{id}, A. Bethani^{id}, S.C. Eno^{id}, N.J. Hadley^{id}, S. Jabeen^{id}, R.G. Kellogg^{id}, T. Koeth^{id}, Y. Lai^{id}, S. Lascio^{id}, A.C. Mignerey^{id}, S. Nabili^{id}, C. Palmer^{id}, C. Papageorgakis^{id}, M. Seidel^{id}, L. Wang^{id}, K. Wong^{id}

University of Maryland, College Park, MD, USA

D. Abercrombie, R. Bi, W. Busza^{id}, I.A. Cali^{id}, Y. Chen^{id}, M. D'Alfonso^{id}, J. Eysermans^{id}, C. Freer^{id}, G. Gomez-Ceballos^{id}, M. Goncharov, P. Harris, M. Hu^{id}, D. Kovalskyi^{id}, J. Krupa^{id}, Y.-J. Lee^{id}, K. Long^{id}, C. Mironov^{id}, C. Paus^{id}, D. Rankin^{id}, C. Roland^{id}, G. Roland^{id}, Z. Shi^{id}, G.S.F. Stephens^{id}, J. Wang, Z. Wang^{id}, B. Wyslouch^{id}

Massachusetts Institute of Technology, Cambridge, MA, USA

R.M. Chatterjee, B. Crossman^{id}, A. Evans^{id}, J. Hiltbrand^{id}, Sh. Jain^{id}, B.M. Joshi^{id}, C. Kapsiak^{id}, M. Krohn^{id}, Y. Kubota^{id}, J. Mans^{id}, M. Revering^{id}, R. Rusack^{id}, R. Saradhy^{id}, N. Schroeder^{id}, N. Strobbe^{id}, M.A. Wadud^{id}

University of Minnesota, Minneapolis, MN, USA

L.M. Cremaldi^{id}

University of Mississippi, Oxford, MS, USA

K. Bloom^{id}, M. Bryson, D.R. Claes^{id}, C. Fangmeier^{id}, L. Finco^{id}, F. Golf^{id}, C. Joo^{id}, I. Kravchenko^{id}, I. Reed^{id}, J.E. Siado^{id}, G.R. Snow[†], W. Tabb^{id}, A. Wightman^{id}, F. Yan^{id}, A.G. Zecchinelli^{id}

University of Nebraska-Lincoln, Lincoln, NE, USA

G. Agarwal^{id}, H. Bandyopadhyay^{id}, L. Hay^{id}, I. Iashvili^{id}, A. Kharchilava^{id}, C. McLean^{id}, M. Morris^{id}, D. Nguyen^{id}, J. Pekkanen^{id}, S. Rappoccio^{id}, A. Williams^{id}

State University of New York at Buffalo, Buffalo, NY, USA

G. Alverson^{id}, E. Barberis^{id}, Y. Haddad^{id}, Y. Han^{id}, A. Krishna^{id}, J. Li^{id}, J. Lidrych^{id}, G. Madigan^{id}, B. Marzocchi^{id}, D.M. Morse^{id}, V. Nguyen^{id}, T. Orimoto^{id}, A. Parker^{id}, L. Skinnari^{id}, A. Tishelman-Charny^{id}, T. Wamorkar^{id}, B. Wang^{id}, A. Wisecarver^{id}, D. Wood^{id}

Northeastern University, Boston, MA, USA

S. Bhattacharya^{id}, J. Bueghly, Z. Chen^{id}, A. Gilbert^{id}, T. Gunter^{id}, K.A. Hahn^{id}, Y. Liu^{id}, N. Odell^{id}, M.H. Schmitt^{id}, M. Velasco

Northwestern University, Evanston, IL, USA

R. Band^{id}, R. Bucci, S. Castells^{id}, M. Cremonesi, A. Das^{id}, R. Goldouzian^{id}, M. Hildreth^{id}, K. Hurtado Anampa^{id}, C. Jessop^{id}, K. Lannon^{id}, J. Lawrence^{id}, N. Loukas^{id}, L. Lutton^{id}, J. Mariano, N. Marinelli, I. Mcalister, T. McCauley^{id}, C. Mcgrady^{id}, K. Mohrman^{id}, C. Moore^{id}, Y. Musienko^{id,13}, H. Nelson^{id}, R. Ruchti^{id}, A. Townsend^{id}, M. Wayne^{id}, H. Yockey, M. Zarucki^{id}, L. Zygala^{id}

University of Notre Dame, Notre Dame, IN, USA

B. Bylsma, M. Carrigan^{id}, L.S. Durkin^{id}, B. Francis^{id}, C. Hill^{id}, A. Lesauvage^{id}, M. Nunez Ornelas^{id}, K. Wei, B.L. Winer^{id}, B.R. Yates^{id}

The Ohio State University, Columbus, OH, USA

F.M. Addesa^{ID}, B. Bonham^{ID}, P. Das^{ID}, G. Dezoort^{ID}, P. Elmer^{ID}, A. Frankenthal^{ID}, B. Greenberg^{ID}, N. Haubrich^{ID}, S. Higginbotham^{ID}, A. Kalogeropoulos^{ID}, G. Kopp^{ID}, S. Kwan^{ID}, D. Lange^{ID}, D. Marlow^{ID}, K. Mei^{ID}, I. Ojalvo^{ID}, J. Olsen^{ID}, D. Stickland^{ID}, C. Tully^{ID}

Princeton University, Princeton, NJ, USA

S. Malik^{ID}, S. Norberg

University of Puerto Rico, Mayaguez, PR, USA

A.S. Bakshi^{ID}, V.E. Barnes^{ID}, R. Chawla^{ID}, S. Das^{ID}, L. Gutay, M. Jones^{ID}, A.W. Jung^{ID}, D. Kondratyev^{ID}, A.M. Koshy, M. Liu^{ID}, G. Negro^{ID}, N. Neumeister^{ID}, G. Paspalaki^{ID}, S. Piperov^{ID}, A. Purohit^{ID}, J.F. Schulte^{ID}, M. Stojanovic^{ID}, J. Thieman^{ID}, F. Wang^{ID}, R. Xiao^{ID}, W. Xie^{ID}

Purdue University, West Lafayette, IN, USA

J. Dolen^{ID}, N. Parashar^{ID}

Purdue University Northwest, Hammond, IN, USA

D. Acosta^{ID}, A. Baty^{ID}, T. Carnahan^{ID}, M. Decaro, S. Dildick^{ID}, K.M. Ecklund^{ID}, P.J. Fernández Manteca^{ID}, S. Freed, P. Gardner, F.J.M. Geurts^{ID}, A. Kumar^{ID}, W. Li^{ID}, B.P. Padley^{ID}, R. Redjimi, J. Rotter^{ID}, W. Shi^{ID}, S. Yang^{ID}, E. Yigitbasi^{ID}, L. Zhang⁹⁰, Y. Zhang^{ID}, X. Zuo^{ID}

Rice University, Houston, TX, USA

A. Bodek^{ID}, P. de Barbaro^{ID}, R. Demina^{ID}, J.L. Dulemba^{ID}, C. Fallon, T. Ferbel^{ID}, M. Galanti, A. Garcia-Bellido^{ID}, O. Hindrichs^{ID}, A. Khukhunaishvili^{ID}, E. Ranken^{ID}, R. Taus^{ID}, G.P. Van Onsem^{ID}

University of Rochester, Rochester, NY, USA

K. Goulios^{ID}

The Rockefeller University, New York, NY, USA

B. Chiarito, J.P. Chou^{ID}, Y. Gershtein^{ID}, E. Halkiadakis^{ID}, A. Hart^{ID}, M. Heindl^{ID}, D. Jaroslawski^{ID}, O. Karacheban^{ID,26}, I. Laflotte^{ID}, A. Lath^{ID}, R. Montalvo, K. Nash, M. Osherson^{ID}, S. Salur^{ID}, S. Schnetzer, S. Somalwar^{ID}, R. Stone^{ID}, S.A. Thayil^{ID}, S. Thomas, H. Wang^{ID}

Rutgers, The State University of New Jersey, Piscataway, NJ, USA

H. Acharya, A.G. Delannoy^{ID}, S. Fiorendi^{ID}, T. Holmes^{ID}, E. Nibigira^{ID}, S. Spanier^{ID}

University of Tennessee, Knoxville, TN, USA

O. Bouhali^{ID,91}, M. Dalchenko^{ID}, A. Delgado^{ID}, R. Eusebi^{ID}, J. Gilmore^{ID}, T. Huang^{ID}, T. Kamon^{ID,92}, H. Kim^{ID}, S. Luo^{ID}, S. Malhotra, R. Mueller^{ID}, D. Overton^{ID}, D. Rathjens^{ID}, A. Safonov^{ID}

Texas A&M University, College Station, TX, USA

N. Akchurin^{ID}, J. Damgov^{ID}, V. Hegde^{ID}, K. Lamichhane^{ID}, S.W. Lee^{ID}, T. Mengke, S. Muthumuni^{ID}, T. Peltola^{ID}, I. Volobouev^{ID}, Z. Wang, A. Whitbeck^{ID}

Texas Tech University, Lubbock, TX, USA

E. Appelt^{ID}, S. Greene, A. Gurrola^{ID}, W. Johns^{ID}, A. Melo^{ID}, F. Romeo^{ID}, P. Sheldon^{ID}, S. Tuo^{ID}, J. Velkovska^{ID}, J. Viinikainen^{ID}

Vanderbilt University, Nashville, TN, USA

B. Cardwell^{1b}, B. Cox^{1b}, G. Cummings^{1b}, J. Hakala^{1b}, R. Hirosky^{1b}, M. Joyce^{1b}, A. Ledovsky^{1b}, A. Li^{1b}, C. Neu^{1b}, C.E. Perez Lara^{1b}, B. Tannenwald^{1b}

University of Virginia, Charlottesville, VA, USA

P.E. Karchin^{1b}, N. Poudyal^{1b}

Wayne State University, Detroit, MI, USA

S. Banerjee^{1b}, K. Black^{1b}, T. Bose^{1b}, S. Dasu^{1b}, I. De Bruyn^{1b}, P. Everaerts^{1b}, C. Galloni, H. He^{1b}, M. Herndon^{1b}, A. Herve^{1b}, C.K. Koraka^{1b}, A. Lanaro, A. Loeliger^{1b}, R. Loveless^{1b}, J. Madhusudanan Sreekala^{1b}, A. Mallampalli^{1b}, A. Mohammadi^{1b}, S. Mondal, G. Parida^{1b}, D. Pinna, A. Savin, V. Shang^{1b}, V. Sharma^{1b}, W.H. Smith^{1b}, D. Teague, H.F. Tsoi^{1b}, W. Vetens^{1b}

University of Wisconsin - Madison, Madison, WI, USA

S. Afanasiev^{1b}, V. Andreev^{1b}, Yu. Andreev^{1b}, T. Aushev^{1b}, M. Azarkin^{1b}, A. Babaev^{1b}, A. Belyaev^{1b}, V. Blinov⁹³, E. Boos^{1b}, V. Borshch^{1b}, D. Budkouski^{1b}, V. Bunichev^{1b}, V. Chekhovsky, R. Chistov^{1b,93}, M. Danilov^{1b,93}, A. Dermenev^{1b}, T. Dimova^{1b,93}, I. Dremin^{1b}, M. Dubinin^{1b,84}, L. Dudko^{1b}, V. Epshteyn^{1b}, A. Ershov^{1b}, G. Gavrillov^{1b}, V. Gavrillov^{1b}, S. Gninenko^{1b}, V. Golovtsov^{1b}, N. Golubev^{1b}, I. Golutvin^{1b}, I. Gorbunov^{1b}, V. Ivanchenko^{1b}, Y. Ivanov^{1b}, V. Kachanov^{1b}, L. Kardapoltsev^{1b,93}, V. Karjavine^{1b}, A. Karneyeu^{1b}, V. Kim^{1b,93}, M. Kirakosyan, D. Kirpichnikov^{1b}, M. Kirsanov^{1b}, V. Klyukhin^{1b}, O. Kodolova^{1b,94}, D. Konstantinov^{1b}, V. Korenkov^{1b}, A. Kozyrev^{1b,93}, N. Krasnikov^{1b}, E. Kuznetsova^{1b,95}, A. Lanev^{1b}, P. Levchenko^{1b}, A. Litomin, N. Lychkovskaya^{1b}, V. Makarenko^{1b}, A. Malakhov^{1b}, V. Matveev^{1b,93}, V. Murzin^{1b}, A. Nikitenko^{1b,96}, S. Obraztsov^{1b}, V. Okhotnikov^{1b}, A. Oskin, I. Ovtin^{1b,93}, V. Palichik^{1b}, P. Parygin^{1b}, V. Perelygin^{1b}, S. Petrushanko^{1b}, G. Pivovarov^{1b}, S. Polikarpov^{1b,93}, V. Popov, O. Radchenko^{1b,93}, M. Savina^{1b}, V. Savrin^{1b}, D. Selivanova^{1b}, V. Shalaev^{1b}, S. Shmatov^{1b}, S. Shulha^{1b}, Y. Skovpen^{1b,93}, S. Slabospitskii^{1b}, V. Smirnov^{1b}, A. Snigirev^{1b}, D. Sosnov^{1b}, A. Steppenov^{1b}, V. Sulimov^{1b}, E. Tcherniaev^{1b}, A. Terkulov^{1b}, O. Teryaev^{1b}, I. Tlisova^{1b}, M. Toms^{1b}, A. Toropin^{1b}, L. Uvarov^{1b}, A. Uzunian^{1b}, E. Vlasov^{1b}, A. Vorobyev, N. Voytishin^{1b}, B.S. Yuldashev⁹⁷, A. Zarubin^{1b}, I. Zhizhin^{1b}, A. Zhokin^{1b}

Authors affiliated with an institute or an international laboratory covered by a cooperation agreement with CERN

[†] Deceased.

¹ Also at Yerevan State University, Yerevan, Armenia.

² Also at TU Wien, Vienna, Austria.

³ Also at Institute of Basic and Applied Sciences, Faculty of Engineering, Arab Academy for Science, Technology and Maritime Transport, Alexandria, Egypt.

⁴ Also at Université Libre de Bruxelles, Bruxelles, Belgium.

⁵ Also at Universidade Estadual de Campinas, Campinas, Brazil.

⁶ Also at Federal University of Rio Grande do Sul, Porto Alegre, Brazil.

⁷ Also at UFMS, Nova Andradina, Brazil.

⁸ Also at The University of the State of Amazonas, Manaus, Brazil.

⁹ Also at University of Chinese Academy of Sciences, Beijing, China.

¹⁰ Also at Nanjing Normal University Department of Physics, Nanjing, China.

¹¹ Now at The University of Iowa, Iowa City, Iowa, USA.

¹² Also at University of Chinese Academy of Sciences, Beijing, China.

¹³ Also at an institute or an international laboratory covered by a cooperation agreement with CERN.

¹⁴ Also at Helwan University, Cairo, Egypt.

¹⁵ Now at Zewail City of Science and Technology, Zewail, Egypt.

¹⁶ Also at British University in Egypt, Cairo, Egypt.

¹⁷ Now at Ain Shams University, Cairo, Egypt.

¹⁸ Also at Purdue University, West Lafayette, Indiana, USA.

¹⁹ Also at Université de Haute Alsace, Mulhouse, France.

²⁰ Also at Department of Physics, Tsinghua University, Beijing, China.

²¹ Also at Erzincan Binali Yildirim University, Erzincan, Turkey.

²² Also at CERN, European Organization for Nuclear Research, Geneva, Switzerland.

- ²³ Also at University of Hamburg, Hamburg, Germany.
- ²⁴ Also at RWTH Aachen University, III. Physikalisches Institut A, Aachen, Germany.
- ²⁵ Also at Isfahan University of Technology, Isfahan, Iran.
- ²⁶ Also at Brandenburg University of Technology, Cottbus, Germany.
- ²⁷ Also at Forschungszentrum Jülich, Juelich, Germany.
- ²⁸ Also at Physics Department, Faculty of Science, Assiut University, Assiut, Egypt.
- ²⁹ Also at Karoly Robert Campus, MATE Institute of Technology, Gyongyos, Hungary.
- ³⁰ Also at Wigner Research Centre for Physics, Budapest, Hungary.
- ³¹ Also at Institute of Physics, University of Debrecen, Debrecen, Hungary.
- ³² Also at Institute of Nuclear Research ATOMKI, Debrecen, Hungary.
- ³³ Now at Universitatea Babeş-Bolyai - Facultatea de Fizica, Cluj-Napoca, Romania.
- ³⁴ Also at Faculty of Informatics, University of Debrecen, Debrecen, Hungary.
- ³⁵ Also at Punjab Agricultural University, Ludhiana, India.
- ³⁶ Also at UPES - University of Petroleum and Energy Studies, Dehradun, India.
- ³⁷ Also at University of Visva-Bharati, Santiniketan, India.
- ³⁸ Also at University of Hyderabad, Hyderabad, India.
- ³⁹ Also at Indian Institute of Science (IISc), Bangalore, India.
- ⁴⁰ Also at Indian Institute of Technology (IIT), Mumbai, India.
- ⁴¹ Also at IIT Bhubaneswar, Bhubaneswar, India.
- ⁴² Also at Institute of Physics, Bhubaneswar, India.
- ⁴³ Also at Deutsches Elektronen-Synchrotron, Hamburg, Germany.
- ⁴⁴ Also at Sharif University of Technology, Tehran, Iran.
- ⁴⁵ Also at Department of Physics, University of Science and Technology of Mazandaran, Behshahr, Iran.
- ⁴⁶ Also at Italian National Agency for New Technologies, Energy and Sustainable Economic Development, Bologna, Italy.
- ⁴⁷ Also at Centro Siciliano di Fisica Nucleare e di Struttura Della Materia, Catania, Italy.
- ⁴⁸ Also at Scuola Superiore Meridionale, Università di Napoli 'Federico II', Napoli, Italy.
- ⁴⁹ Also at Fermi National Accelerator Laboratory, Batavia, Illinois, USA.
- ⁵⁰ Also at Università di Napoli 'Federico II', Napoli, Italy.
- ⁵¹ Also at Consiglio Nazionale delle Ricerche - Istituto Officina dei Materiali, Perugia, Italy.
- ⁵² Also at Department of Applied Physics, Faculty of Science and Technology, Universiti Kebangsaan Malaysia, Bangi, Malaysia.
- ⁵³ Also at Consejo Nacional de Ciencia y Tecnología, Mexico City, Mexico.
- ⁵⁴ Also at IRFU, CEA, Université Paris-Saclay, Gif-sur-Yvette, France.
- ⁵⁵ Also at Faculty of Physics, University of Belgrade, Belgrade, Serbia.
- ⁵⁶ Also at Trincomalee Campus, Eastern University, Sri Lanka, Nilaveli, Sri Lanka.
- ⁵⁷ Also at INFN Sezione di Pavia, Università di Pavia, Pavia, Italy.
- ⁵⁸ Also at National and Kapodistrian University of Athens, Athens, Greece.
- ⁵⁹ Also at Ecole Polytechnique Fédérale Lausanne, Lausanne, Switzerland.
- ⁶⁰ Also at Universität Zürich, Zurich, Switzerland.
- ⁶¹ Also at Stefan Meyer Institute for Subatomic Physics, Vienna, Austria.
- ⁶² Also at Laboratoire d'Annecy-le-Vieux de Physique des Particules, IN2P3-CNRS, Annecy-le-Vieux, France.
- ⁶³ Also at Near East University, Research Center of Experimental Health Science, Mersin, Turkey.
- ⁶⁴ Also at Konya Technical University, Konya, Turkey.
- ⁶⁵ Also at Izmir Bakircay University, Izmir, Turkey.
- ⁶⁶ Also at Adiyaman University, Adiyaman, Turkey.
- ⁶⁷ Also at Istanbul Gedik University, Istanbul, Turkey.
- ⁶⁸ Also at Necmettin Erbakan University, Konya, Turkey.
- ⁶⁹ Also at Bozok Universitetesi Rektörlüğü, Yozgat, Turkey.
- ⁷⁰ Also at Marmara University, Istanbul, Turkey.
- ⁷¹ Also at Milli Savunma University, Istanbul, Turkey.
- ⁷² Also at Kafkas University, Kars, Turkey.
- ⁷³ Also at Hacettepe University, Ankara, Turkey.
- ⁷⁴ Also at Istanbul University - Cerrahpasa, Faculty of Engineering, Istanbul, Turkey.
- ⁷⁵ Also at Yildiz Technical University, Istanbul, Turkey.
- ⁷⁶ Also at Vrije Universiteit Brussel, Brussel, Belgium.
- ⁷⁷ Also at School of Physics and Astronomy, University of Southampton, Southampton, United Kingdom.
- ⁷⁸ Also at University of Bristol, Bristol, United Kingdom.
- ⁷⁹ Also at IPPP Durham University, Durham, United Kingdom.
- ⁸⁰ Also at Monash University, Faculty of Science, Clayton, Australia.
- ⁸¹ Also at Università di Torino, Torino, Italy.
- ⁸² Also at Bethel University, St. Paul, Minnesota, USA.
- ⁸³ Also at Karamanoğlu Mehmetbey University, Karaman, Turkey.
- ⁸⁴ Also at California Institute of Technology, Pasadena, California, USA.
- ⁸⁵ Also at United States Naval Academy, Annapolis, Maryland, USA.
- ⁸⁶ Also at Bingol University, Bingol, Turkey.
- ⁸⁷ Also at Georgian Technical University, Tbilisi, Georgia.
- ⁸⁸ Also at Sinop University, Sinop, Turkey.
- ⁸⁹ Also at Erciyes University, Kayseri, Turkey.
- ⁹⁰ Also at Institute of Modern Physics and Key Laboratory of Nuclear Physics and Ion-beam Application (MOE) - Fudan University, Shanghai, China.
- ⁹¹ Also at Texas A&M University at Qatar, Doha, Qatar.
- ⁹² Also at Kyungpook National University, Daegu, Korea.
- ⁹³ Also at another institute or international laboratory covered by a cooperation agreement with CERN.

⁹⁴ Also at Yerevan Physics Institute, Yerevan, Armenia.

⁹⁵ Now at University of Florida, Gainesville, Florida, USA.

⁹⁶ Also at Imperial College, London, United Kingdom.

⁹⁷ Also at Institute of Nuclear Physics of the Uzbekistan Academy of Sciences, Tashkent, Uzbekistan.