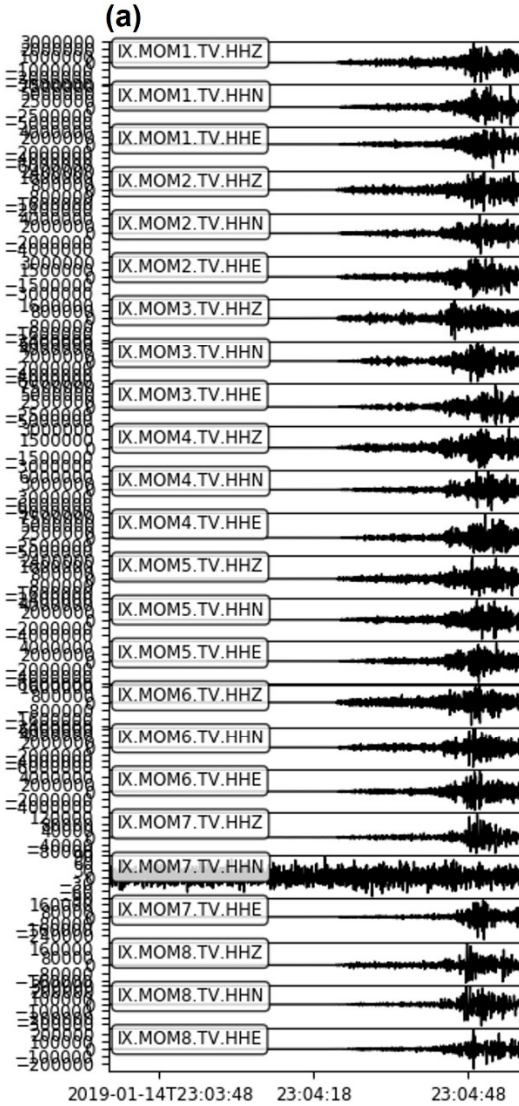
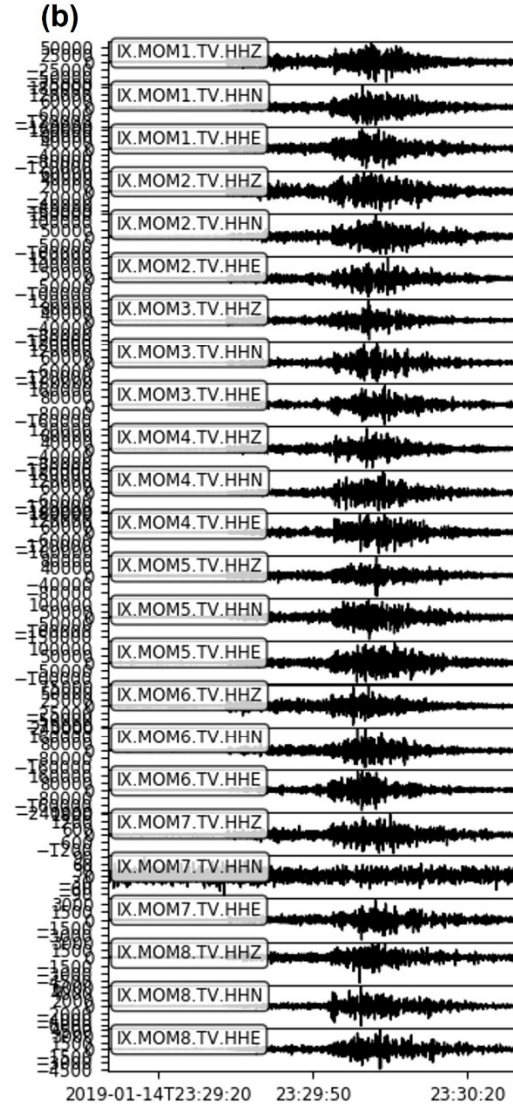


2019-01-14T23:03:38.1985 - 2019-01-14T23:04:58.2018



2019-01-14T23:29:10.1985 - 2019-01-14T23:30:30.2018



2019-01-15T00:45:43.1984 - 2019-01-15T00:47:03.2019

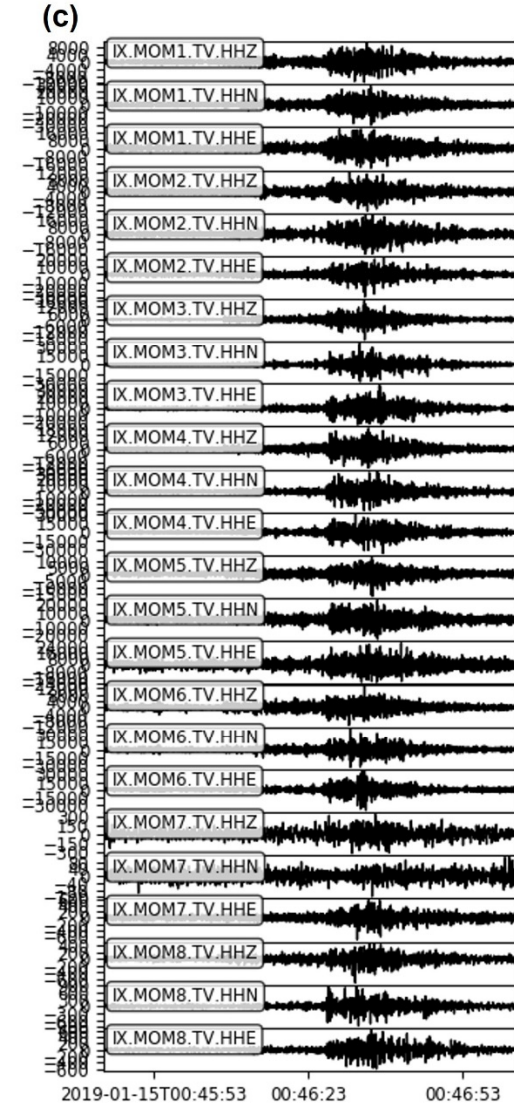
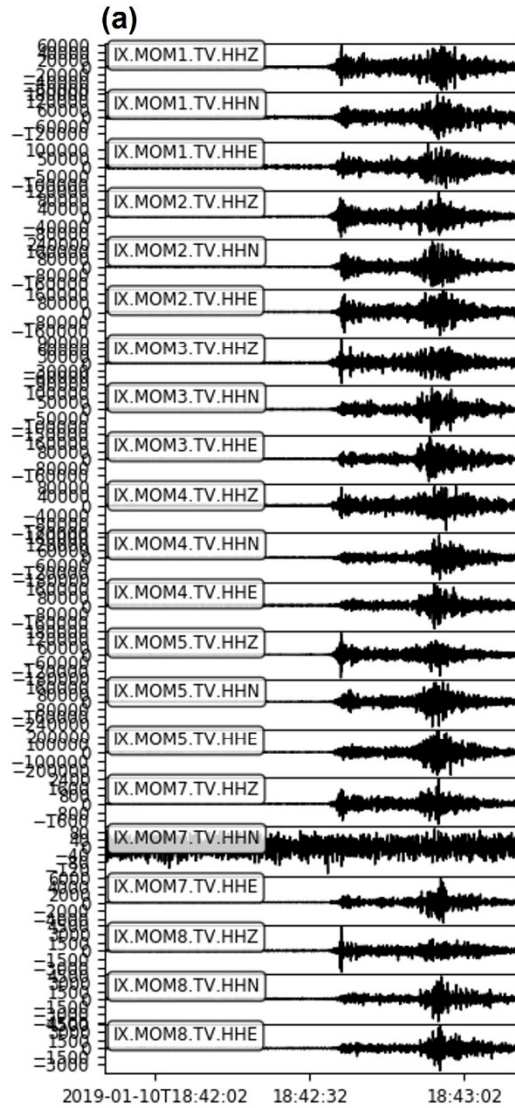
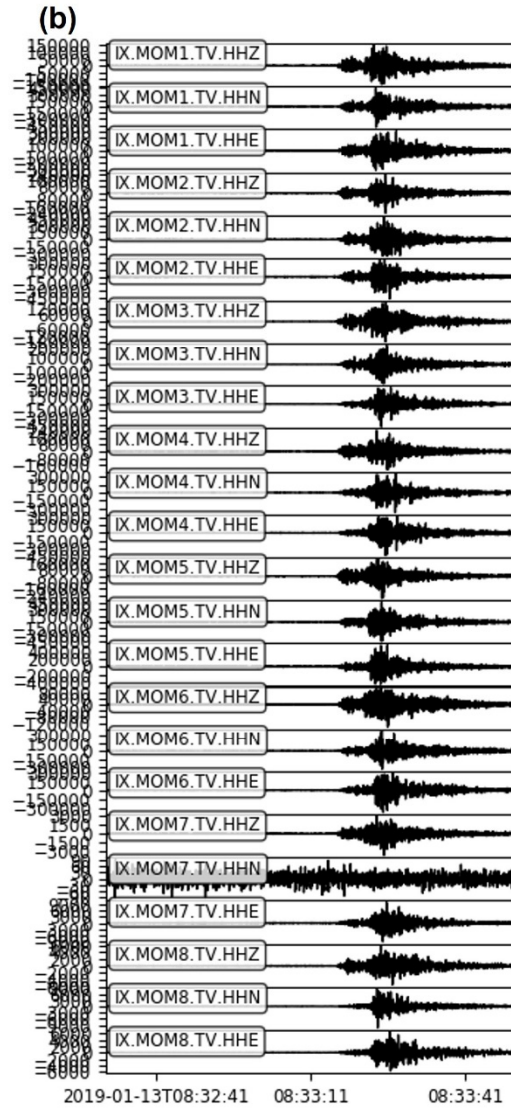


Figure S1: Earthquake waveforms recorded at the array station for the events 05 (panel a), 06 (panel b) and 07 (panel c) as reported in Table 1 in the main text. In the panels label the RSC stations ED06 and ED09 are reported as MOM7 and MOM8, respectively

2019-01-10T18:41:52.1992 - 2019-01-10T18:43:12.202



2019-01-13T08:32:31.1983 - 2019-01-13T08:33:51.2017



2019-01-15T18:30:39.1983 - 2019-01-15T18:31:59.2017

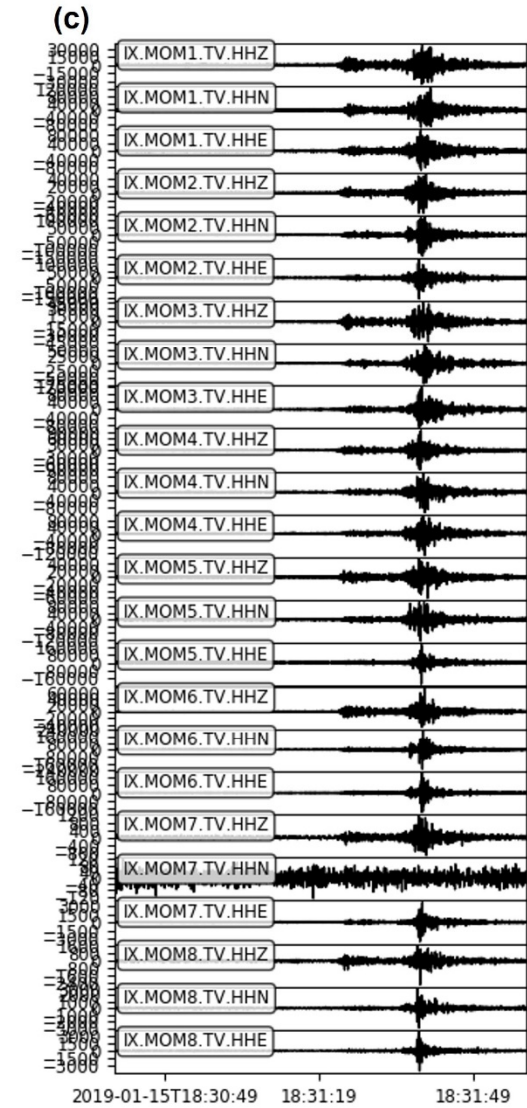




Figure S2: Earthquake waveforms recorded at the array station for the events 01 (panel a), 02 (panel b) and 11 (panel c) as reported in Table 1 in the main text. In the panels label the RSC stations ED06 and ED09 are reported as MOM7 and MOM8, respectively

2019-01-15T01:28:22.1984 - 2019-01-15T01:29:42.2019



2019-01-26T20:14:48.1988 - 2019-01-26T20:16:08.2001



2019-01-29T12:55:55.1992 - 2019-01-29T12:57:15.2019

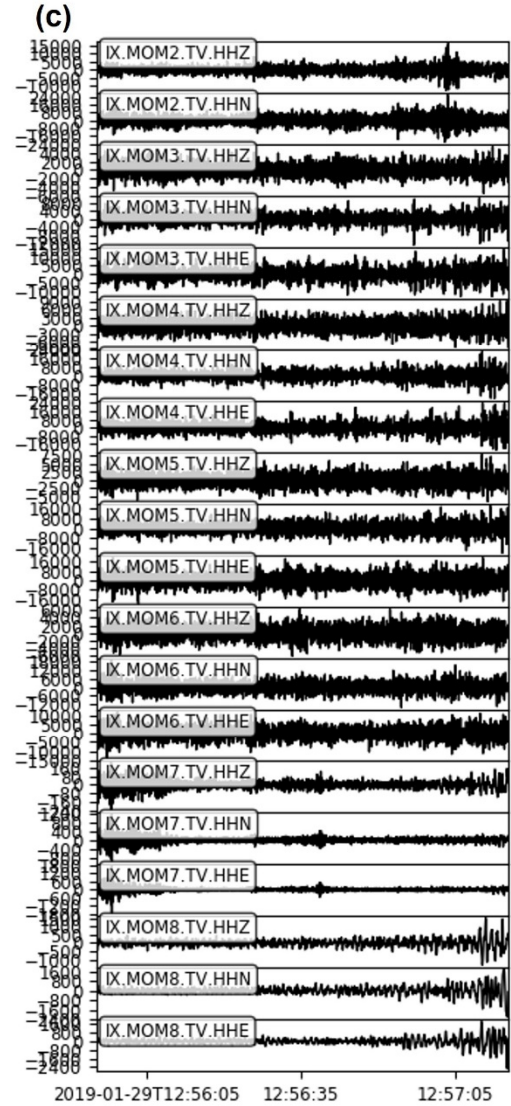
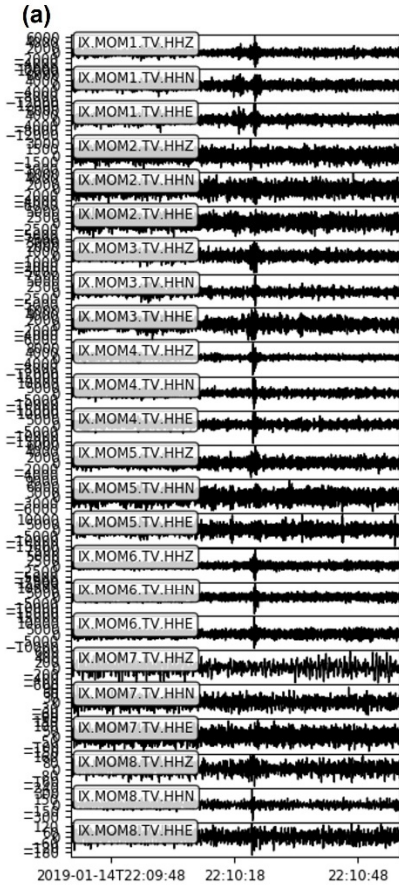
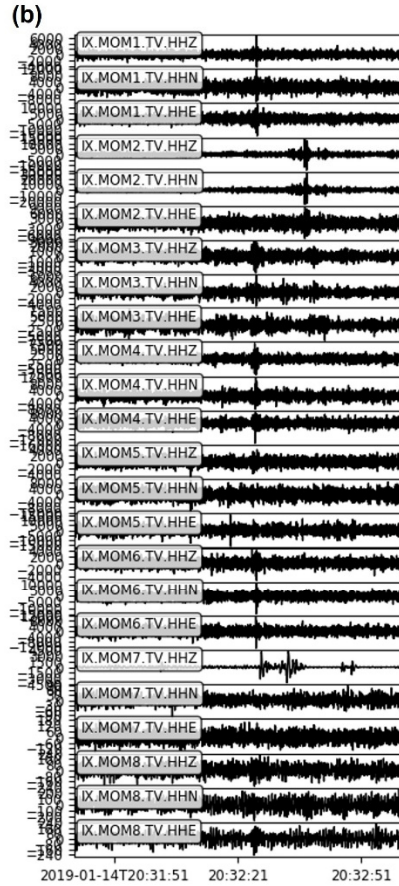


Figure S3: Earthquake waveforms recorded at the array station for the events 08 (panel a), 12 (panel b) and 16 (panel c) as reported in Table 1 in the main text. In the panels label the RSC stations ED06 and ED09 are reported as MOM7 and MOM8, respectively

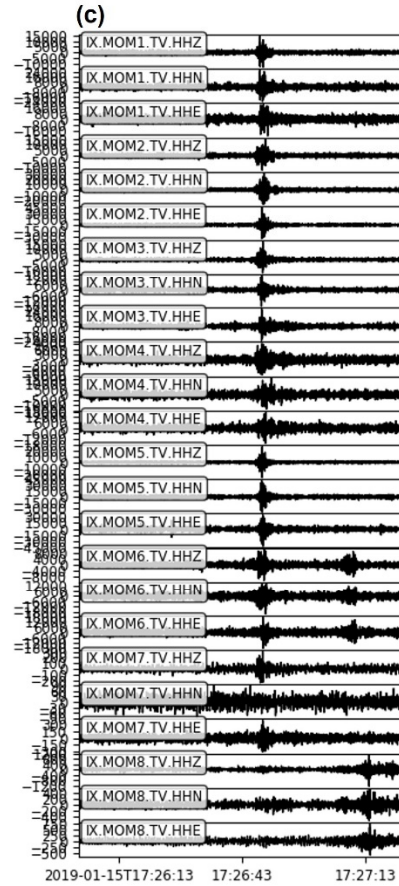
2019-01-14T22:09:38.1985 - 2019-01-14T22:10:58.2018



2019-01-14T20:31:41.1985 - 2019-01-14T20:33:01.2018



2019-01-15T17:26:03.1987 - 2019-01-15T17:27:23.2018



2019-01-15T12:04:38.1987 - 2019-01-15T12:05:58.2018

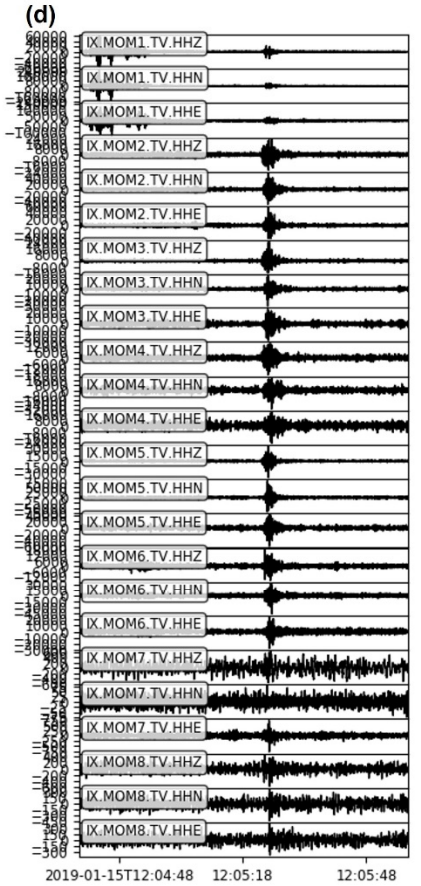

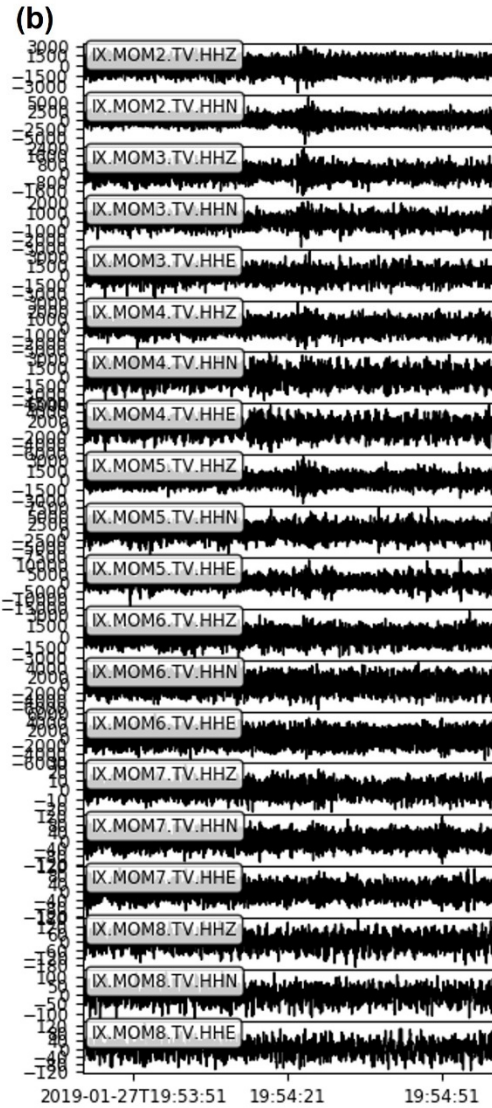


Figure S4: Earthquake waveforms recorded at the array station for the events 03 (panel a), 04 (panel b), 09 (panel c) and 10 (panel d) as reported in Table 1 in the main text. In the panels label the RSC stations ED06 and ED09 are reported as MOM7 and MOM8, respectively.

2019-01-27T13:50:57.1981 - 2019-01-27T13:52:17.2016



2019-01-27T19:53:41.1989 - 2019-01-27T19:55:01.202



2019-01-27T20:06:48.1989 - 2019-01-27T20:08:08.202

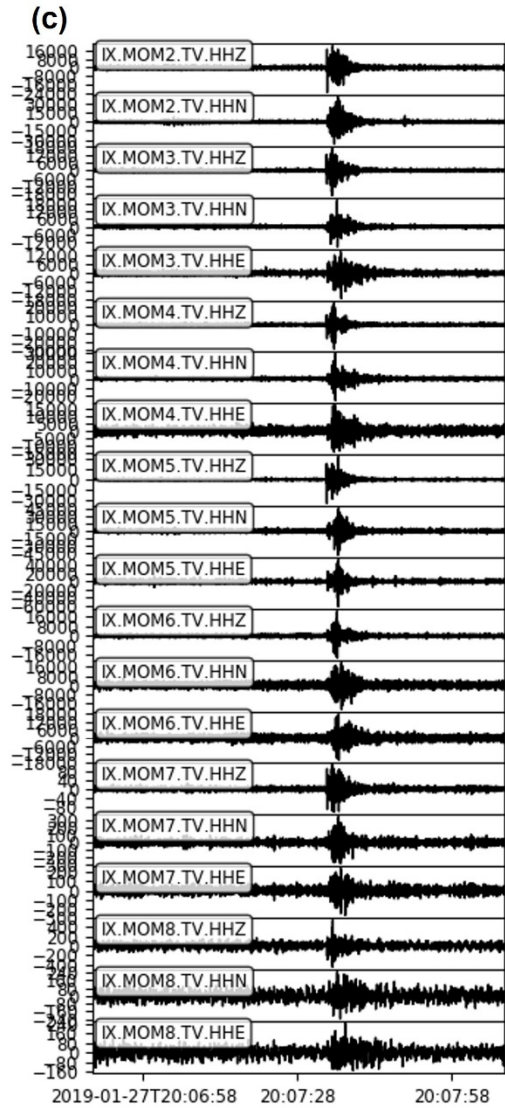


Figure S5: Earthquake waveforms recorded at the array station for the events 13 (panel a), 14 (panel b) and 15 (panel c) as reported in Table 1 in the main text. In the panels label the RSC stations ED06 and ED09 are reported as MOM7 and MOM8, respectively