

PAPER • OPEN ACCESS

Identification of tau leptons using a convolutional neural network with domain adaptation

To cite this article: A. Hayrapetyan *et al* 2025 *JINST* **20** P12032

View the [article online](#) for updates and enhancements.

You may also like

- [Performance of the CMS high-level trigger during LHC Run 2](#)
A. Hayrapetyan, A. Tumasyan, W. Adam et al.
- [Fast *b*-tagging at the high-level trigger of the ATLAS experiment in LHC Run 3](#)
G. Aad, B. Abbott, K. Abeling et al.
- [Performance of heavy-flavour jet identification in Lorentz-boosted topologies in proton-proton collisions at \(s\) = 13 TeV](#)
A. Hayrapetyan, A. Tumasyan, W. Adam et al.



ECS The Electrochemical Society
Advancing solid state & electrochemical science & technology

250
ECS MEETING CELEBRATION

*Step into the
Spotlight*

**SUBMIT YOUR
ABSTRACT**

250th ECS Meeting
October 25–29, 2026
Calgary, Canada
BMO Center

Submission deadline:
March 27, 2026

Identification of tau leptons using a convolutional neural network with domain adaptation



The CMS collaboration

E-mail: cms-publication-committee-chair@cern.ch

ABSTRACT: A tau lepton identification algorithm, DEEPTAU, based on convolutional neural network techniques, has been developed in the CMS experiment to discriminate reconstructed hadronic decays of tau leptons (τ_h) from quark or gluon jets and electrons and muons that are misreconstructed as τ_h candidates. The latest version of this algorithm, v2.5, includes domain adaptation by backpropagation, a technique that reduces discrepancies between collision data and simulation in the region with the highest purity of genuine τ_h candidates. Additionally, a refined training workflow improves classification performance with respect to the previous version of the algorithm, with a reduction of 30–50% in the probability for quark and gluon jets to be misidentified as τ_h candidates for given reconstruction and identification efficiencies. This paper presents the novel improvements introduced in the DEEPTAU algorithm and evaluates its performance in LHC proton-proton collision data at $\sqrt{s} = 13$ and 13.6 TeV collected in 2018 and 2022 with integrated luminosities of 60 and 35 fb⁻¹, respectively. Techniques to calibrate the performance of the τ_h identification algorithm in simulation with respect to its measured performance in real data are presented, together with a subset of results among those measured for use in CMS physics analyses.

KEYWORDS: Large detector-systems performance; Pattern recognition, cluster finding, calibration and fitting methods, particle identification methods



Contents

| | | |
|----------|--|-----------|
| 1 | Introduction | 1 |
| 2 | The CMS detector | 2 |
| 3 | Simulated event samples | 2 |
| 4 | Event reconstruction | 3 |
| 5 | The τ_h identification using a deep neural network with domain adaptation | 5 |
| 5.1 | Input variables | 6 |
| 5.2 | Classification architecture and loss function | 7 |
| 5.3 | Domain adaptation by backpropagation | 8 |
| 5.4 | Expected performance | 13 |
| 6 | Performance with $\sqrt{s} = 13$ and 13.6 TeV data | 14 |
| 6.1 | The τ_h energy scale correction and identification scale factors | 16 |
| 6.2 | The lepton misidentification rate scale factors | 23 |
| 6.3 | The τ_h identification scale factors at high p_T | 25 |
| 7 | Summary | 26 |
| A | Loss function | 30 |
| | The CMS collaboration | 35 |

1 Introduction

Tau leptons are the heaviest leptons in the standard model and therefore play an important role in Higgs physics [1–5], where the scalar couplings to fermions are proportional to their masses. In addition, tau leptons are also crucial for physics analyses searching for particles beyond the standard model (W' , Z' , leptoquarks, Higgs-like bosons, tau lepton supersymmetric partners, etc.) and studying anomalous couplings [6–17]. Since tau leptons decay to hadrons and neutrinos in about 65% of the cases, these analyses require the efficient reconstruction and identification of hadronic tau lepton decays (τ_h).

In the CMS experiment [18, 19], hadronic decays of tau leptons are reconstructed with the hadrons-plus-strips (HPS) algorithm [20], which identifies the decay products and assigns a decay mode based on the number of charged hadrons and neutral pion candidates. The primary challenge is the distinction between genuine τ_h decays and the major background from quark or gluon jets, which are copiously produced by many processes in proton-proton (pp) collisions. In addition, light charged leptons can also be misidentified as τ_h decays. Electrons can mimic the signature of charged hadrons and bremsstrahlung radiation can be seen as the product of neutral pion decays. Muons have a chance to be reconstructed as τ_h candidates as well, primarily in the decay mode with only one charged hadron, although with a much lower probability. To address these challenges, machine-learning techniques are exploited to build the DEEPTAU identification algorithm [21] that can efficiently identify genuine τ_h candidates and reduce the background of jets, electrons, and muons misidentified as τ_h candidates by the HPS algorithm.

In this paper, we describe the new version of the DEEPTAU algorithm, v2.5, which achieves improved classification performance with respect to the previous version, v2.1 [21], and includes domain adaptation by backpropagation [22] to reduce data-to-simulation performance discrepancies, originating from potential inaccuracies in simulation. While the classification network architecture has remained largely unchanged, the training dataset has been updated and the hyperparameters have been fine-tuned, leading to a reduction of 30–50% in the probability for quark and gluon jets to be misidentified as τ_h candidates. In order to implement domain adaptation, a new adversarial subnetwork has been added and trained on a mixture of pp collision data and simulation with the purpose of discriminating between the two datasets. The goal of the algorithm tuning is to maximize the classification performance while minimizing the discrepancies in performance between data and simulation.

The new identification algorithm was trained on real pp collision data collected in 2018 and on simulated events produced using the 2018 data-taking conditions. The algorithm was then validated and calibrated using simulation and data collected by the CMS detector in 2018 at a 13 TeV centre-of-mass energy and in 2022 at 13.6 TeV, corresponding to integrated luminosities of 60 and 35 fb⁻¹, respectively. These years had an average of 37 and 46 pp interactions per bunch crossing. The algorithm has been introduced for use in CMS physics analyses using data recorded from 2022 onwards.

The paper is structured as follows. After an overview of the CMS detector, event samples, and event reconstruction in sections 2–4, the new version of the DEEPTAU identification algorithm is described, and its performance is presented in section 5. Section 6 gives an overview of the measurements of τ_h reconstruction and identification performance. The paper concludes with a summary in section 7.

2 The CMS detector

The CMS apparatus [18, 19] is a multipurpose, nearly hermetic detector, designed to trigger on [23–25] and identify [26–28] electrons, muons, photons, and (charged and neutral) hadrons. Its central feature is a superconducting solenoid of 6 m internal diameter, providing a magnetic field of 3.8 T. Within the solenoid volume are a silicon pixel and strip tracker, a lead tungstate crystal electromagnetic calorimeter (ECAL), and a brass and scintillator hadron calorimeter (HCAL), each composed of a barrel and two endcap sections. Forward calorimeters extend the pseudorapidity coverage provided by the barrel and endcap detectors. Muons are reconstructed using gas-ionization detectors embedded in the steel flux-return yoke outside the solenoid.

Events of interest are selected using a two-tiered trigger system. The first level (L1), composed of custom hardware processors, uses information from the calorimeters and muon detectors to select events at a rate of around 100 kHz within a fixed latency of about 4 μ s [23]. The second level, known as the high-level trigger (HLT), consists of a farm of processors running a version of the full event reconstruction software optimized for fast processing, and reduces the event rate to a few kHz before data storage [24, 25].

A more detailed description of the CMS detector, together with a definition of the coordinate system used and the relevant kinematic variables, can be found in refs. [18, 19].

3 Simulated event samples

There are two sets of Monte Carlo simulated event samples used in this analysis. One is used for performance studies, whereas the other as input for the neural network training. Unless explicitly

mentioned, the simulated event samples include decays to all lepton flavours, i.e. to electrons, muons, and tau leptons. The samples listed in the following are produced separately for conditions corresponding to the 2018 and 2022 data-taking periods.

The standard model processes considered for the measurements are Z (or γ^*) and W boson production in association with jets, denoted as “ $Z/\gamma^* + \text{jets}$ ” and “ $W + \text{jets}$ ”, diboson (WW , WZ , ZZ) production, pair production of top quarks ($t\bar{t}$), and single top quark production. Additionally, the $W^* \rightarrow \tau\nu_\tau$ process, where a highly virtual W boson (W^* , $m_{W^*} > 200 \text{ GeV}$) decays in a τ lepton and neutrino, is used for high- p_T measurements. The $Z/\gamma^* + \text{jets}$ and $W + \text{jets}$ processes are simulated using the `MADGRAPH5_AMC@NLO` [29] generator v2.6.1 at leading order (LO) precision with the MLM jet matching and merging scheme [30]. Additional $Z/\gamma^* + \text{jets}$ samples generated with `POWHEG` [31–33] at next-to-leading order (NLO) precision are used for a subset of our measurements. The `MADGRAPH5_AMC@NLO` generator is employed for diboson production simulated at NLO precision in perturbative quantum chromodynamics (QCD) with the FxFx jet matching and merging scheme [34], whereas `POWHEG v2` is used for $t\bar{t}$ [35, 36] and single top quark [37, 38] production at NLO precision. The LO `PYTHIA 8.230` [39] event generator is used for $W^* \rightarrow \tau\nu_\tau$ simulation. The $Z/\gamma^* + \text{jets}$, $t\bar{t}$, and single top quark processes are normalized using cross sections computed at next-to-next-to-leading order (NNLO) in perturbative QCD [40–42].

Additional samples are generated only for the neural network training. Events composed of jets produced through the strong interaction, referred to as QCD multijet events, are generated at LO using `MADGRAPH5_AMC@NLO` as well as `PYTHIA`. The `PYTHIA` event generator is also used to produce event samples of heavy gauge bosons ($Z' \rightarrow ee$), with the mass of the boson ranging from 1 to 5 TeV. The production of a 125 GeV Higgs boson (H) via gluon-gluon fusion, vector-boson fusion and associated production with a vector boson, and with the Higgs boson decaying to tau leptons ($H \rightarrow \tau\tau$) is simulated with the `POWHEG` generator. Finally, a sample of events with a single tau lepton is simulated with `PYTHIA`, where the pseudorapidity η and the transverse momentum p_T of the tau lepton are uniformly distributed in the $-2.5 < \eta < 2.5$ and $15 < p_T < 3000 \text{ GeV}$ ranges. This “ τ gun” sample includes the tau lepton decay, but no pp interaction.

The event generators are interfaced with `PYTHIA` to model the parton showering and fragmentation, as well as the decay of the tau lepton. The `PYTHIA` parameters affecting the description of the underlying event are set to the CP5 tune [43]. For the $Z' \rightarrow ee$ and $W^* \rightarrow \tau\nu_\tau$ samples, `TAUOLA` [44] is used instead to simulate tau lepton decays. Generated events are processed through a simulation of the CMS detector based on `GEANT4` [45] and are reconstructed with the same algorithms as those used for recorded data. The simulated samples include additional pp interactions from the same or nearby bunch crossings, referred to as “pileup” [46]. The effect of pileup is taken into account by generating concurrent inelastic collision events with `PYTHIA`. The simulated events are weighted such that the distribution of the number of pileup interactions matches that in recorded data.

4 Event reconstruction

The reconstruction of observed and simulated events relies on the particle-flow (PF) algorithm [47], which optimally combines information from the various elements of the CMS detector to reconstruct and identify the particles emerging from the pp collisions: charged and neutral hadrons, photons, muons, and electrons. The energy of photons is obtained from the ECAL measurement. The energy of electrons is determined from a combination of the electron momentum at the primary interaction

vertex (PV) as determined by the tracker, the energy of the corresponding ECAL cluster, and the energy sum of all bremsstrahlung photons spatially compatible with originating from the electron track. The energy of muons is obtained from the curvature of the corresponding track. The energy of charged hadrons is determined from a combination of their momentum measured in the tracker and the matching ECAL and HCAL energy deposits, corrected for the response function of the calorimeters to hadronic showers. Finally, the energy of neutral hadrons is obtained from the corresponding corrected ECAL and HCAL energies.

For each event, hadronic jets are clustered from all the PF candidates using the infrared- and collinear-safe anti- k_T algorithm [48–50] with a distance parameter of 0.4. Jet momentum is determined as the vectorial sum of all particle momenta in the jet, and is found from simulation to be, on average, within 5 to 10% of the true momentum over the entire p_T spectrum and detector acceptance. Pileup can contribute additional tracks and calorimetric energy depositions, increasing the apparent jet momentum. To mitigate this effect, tracks identified to be originating from pileup vertices are discarded, and an offset correction is applied to correct for remaining contributions [46].

Jet energy corrections are derived from simulation studies so that the average measured energy of jets becomes identical to that of particle level jets. In situ measurements of the momentum balance in dijet, photon + jet, $Z/\gamma^* +$ jets, and multijet events are used to determine any residual differences between the jet energy scale in data and in simulation, and appropriate corrections are made [51]. Additional selection criteria are applied to each jet to remove jets potentially dominated by instrumental effects or reconstruction failures.

The missing transverse momentum vector \vec{p}_T^{miss} is computed as the negative vector sum of the transverse momenta of all the PF candidates in an event, and its magnitude is denoted as p_T^{miss} [52]. The \vec{p}_T^{miss} is modified to account for corrections to the energy scale of the reconstructed jets in the event.

Muons are measured in the pseudorapidity range $|\eta| < 2.4$, with detection planes made using three technologies: drift tubes, cathode strip chambers, and resistive-plate chambers. The single-muon trigger efficiency exceeds 90% over the full η range, and the efficiency to reconstruct and identify muons is greater than 96%. Matching muons to tracks measured in the silicon tracker results in a relative transverse momentum resolution, for muons with p_T up to 100 GeV, of 1% in the barrel and 3% in the endcaps. The p_T resolution in the barrel is better than 7% for muons with p_T up to 1 TeV [27].

The electron momentum is estimated by combining the energy measurement in the ECAL with the momentum measurement in the tracker. The momentum resolution for electrons with $p_T \approx 45$ GeV from $Z \rightarrow ee$ decays ranges from 1.6 to 5%. It is generally better in the barrel region than in the endcaps, and also depends on the bremsstrahlung energy emitted by the electron as it traverses the material in front of the ECAL [26, 53].

The τ_h candidates are reconstructed with the HPS algorithm [21, 54], which is seeded with anti- k_T jets. The algorithm uses the PF candidates near the seeding jet direction of flight to reconstruct the neutral pions that are present in most τ_h decays. The high probability for photons originating from $\pi^0 \rightarrow \gamma\gamma$ decays to convert to e^+e^- pairs is accounted for by collecting photons and electrons into clusters (“strips”). The τ_h candidates are then formed by combining the strips with the charged-particles (“prongs”) present in the seeding jet and its immediate surroundings. Based on the observed number of strips and charged particles, each τ_h candidate is assigned to one of the following decay modes (the main ones are illustrated in figure 1):

- a single charged particle without any strips, h^\pm ;

- combination of one charged particle and one strip, $h^\pm\pi^0$;
- combination of one charged particle with two strips, $h^\pm\pi^0\pi^0$;
- combination of two charged particles without any strips, $h^\pm h^{\pm/\mp}$;
- combination of two charged particles and one strip, $h^\pm h^{\pm/\mp}\pi^0$;
- combination of three charged particles, $h^\pm h^\mp h^\pm$;
- combination of three charged particles and a strip, $h^\pm h^\mp h^\pm\pi^0$.

The $h^\pm\pi^0$ and $h^\pm\pi^0\pi^0$ decay modes are effectively merged, since neutral pion candidates reconstructed close to each other are clustered together and count as one strip. The $h^\pm h^{\pm/\mp}$ and $h^\pm h^{\pm/\mp}\pi^0$ decay modes recover the three-prong-decays where a charged particle has been lost, but are usually not considered in the main reconstruction routine because of their large charge misassignment probability.

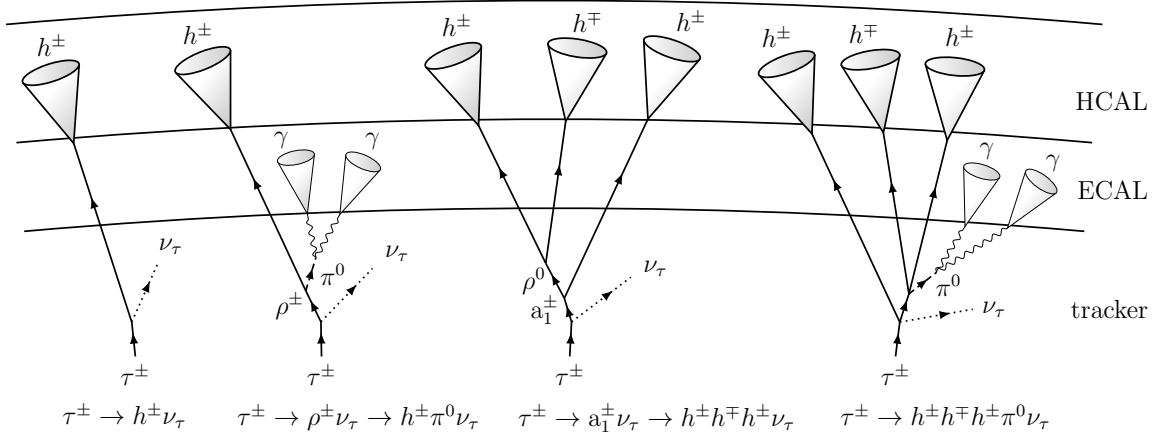


Figure 1. Schematic illustration of the signatures of the h^\pm , $h^\pm\pi^0$, $h^\pm h^\mp h^\pm$, and $h^\pm h^\mp h^\pm\pi^0$ decay modes of the tau lepton in the CMS detector. Charged hadrons are reconstructed by the PF algorithm by matching tracks with energy deposits in the ECAL and HCAL, whereas the HPS algorithm aims to reconstruct each $\pi^0 \rightarrow \gamma\gamma$ decay as a single “strip” of energy clusters in ECAL.

5 The τ_h identification using a deep neural network with domain adaptation

The τ_h candidates that have been reconstructed by the HPS algorithm are required to pass an identification step, using `DEEPTAU`, a deep convolutional neural network, first described as v2.1 in ref. [21]. The `DEEPTAU` algorithm simultaneously discriminates τ_h candidates against quark and gluon jets, electrons and muons. The algorithm uses a combination of high-level input variables and information from particles in the vicinity of the candidate. The neural network outputs an estimation of the probabilities that a candidate is a genuine τ_h , or a quark and gluon jet, electron, or muon.

The latest iteration of `DEEPTAU`, v2.5, incorporates domain adaptation by backpropagation into the training workflow, to reduce performance discrepancies when the algorithm is applied to collision

data. The algorithm was trained on a balanced mix of simulated events, and on pp collision data collected by the CMS detector in 2018 at $\sqrt{s} = 13$ TeV.

In addition to achieving better data-to-simulation agreement, DEEPTAU v2.5 also demonstrates improved classification performance compared to its predecessor, v2.1, with a larger and more balanced training dataset, optimized hyperparameters, and a revised selection of inputs.

5.1 Input variables

Particle-level inputs are stored in two overlapping grids in pseudorapidity-azimuth (η - ϕ) space, centred on the τ_h candidate axis, as shown in figure 2. The inner grid, encapsulating the signal cone, which contains the h^\pm and π^0 candidates, comprises 11×11 cells of size 0.02×0.02 . The outer grid of 21×21 cells of size 0.05×0.05 , contains the isolation cone.

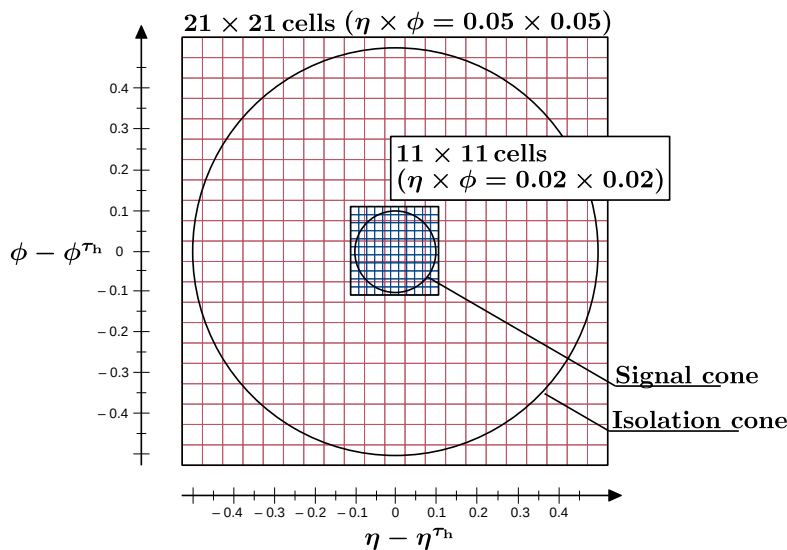


Figure 2. Inner and outer grid layout in η - ϕ space [21]. The inner grid encapsulates the signal cone of maximal radius 0.1, which contains the h^\pm and π^0 candidates, and consists of 11×11 cells with a size of 0.02×0.02 each. The outer grid contains the isolation cone of radius 0.5, and consists of 21×21 cells with a size of 0.05×0.05 each.

Properties of seven different types of reconstructed particles can be stored in each cell: those reconstructed by the PF algorithm (electrons, muons, photons, charged hadrons, and neutral hadrons), as well as electrons and muons reconstructed using dedicated standalone algorithms [27, 55].

The particle-level inputs are identical to those used in ref. [21]. They include basic kinematic properties of each object: p_T , distance from the τ_h candidate axis in η - ϕ space ($\Delta\eta$ and $\Delta\phi$), and reconstructed charge. Track quality information, and compatibility with the PV, or possibly a secondary vertex (SV), is included, as well as characteristics of energy deposits in the detector (ECAL, HCAL, muon station hits). The estimated probability that the particle comes from another pileup interaction, is computed using the pileup-per-particle identification (PUPPI) algorithm [56].

There are 43 high-level input variables, which correspond to those used in ref. [21], except for four that were removed in this work: the azimuthal angle ϕ of the τ_h candidate, to reduce dependence on detector conditions, and the absolute coordinates of the point of closest approach of the leading

charged track because of mismodelling. The high-level variables used are mostly those which were found useful in previous multivariate analysis classifiers [54].

The high-level variables include τ_h candidate kinematic quantities (η , p_T , and energy) and charge, the number of charged and neutral hadrons associated with the τ_h candidate by the HPS decay mode reconstruction, and characteristics of energy deposits from various particle types in the isolation cone. Information about the tracks is included: compatibility with the PV and properties of the SV, if reconstructed in a multiprong decay mode. Additionally, observables related to the η and ϕ distributions of the reconstructed energy in the π^0 strips, estimated pileup density, and calorimeter variables that provide good discrimination against electrons are used as input variables.

Integer inputs and variables with finite domain are transformed linearly to limit their values to the $[-1, 1]$ range. Other inputs are standardized using their mean values (μ_x) and uncertainty (σ_x),

$$x_{\text{std}} = \frac{x_{\text{orig}} - \mu_x}{\sigma_x}, \quad (5.1)$$

where x_{orig} is the original input, and x_{std} is the standardized input, which is then restricted to $[-5, 5]$ to remove outliers.

The reconstructed τ_h candidates are assigned a type: genuine τ_h , misidentified electron (e), and misidentified muon (μ), or misidentified quark or gluon jet (jet). Candidates matched to generated electrons and muons with $p_T > 8$ GeV, including those originating from leptonic tau decays, are assigned the e or μ classes, respectively. Leptons below these low p_T thresholds are not considered, as they are expected to be misidentified jet components (given that the HPS tau candidate must have $p_T > 20$ GeV). Those matched to a generated τ_h with visible $p_T > 15$ GeV are assigned genuine τ_h . In all of these cases the matching is performed with a cone $\Delta R = \sqrt{\Delta\eta^2 + \Delta\phi^2} < 0.2$. If a candidate is not matched to a generated lepton or genuine τ_h , it is assigned to the jet class. Only generated leptons and genuine τ_h originating from the PV are considered for τ_h candidate type assignment.

Approximately 100 million candidates, a balanced mix of the different types of τ_h candidates from various simulated events, are used to train the DEEPTAU algorithm in its default configuration. These events are simulated and reconstructed according to 2018 data-taking conditions. All types of reconstructed τ_h candidates are sourced from $Z/\gamma^* + \text{jets}$, $t\bar{t}$ (semileptonic and fully hadronic final states), and $W + \text{jets}$ events. Additional genuine τ_h candidates are obtained from $H \rightarrow \tau\tau$ and τ gun samples, and additional misidentified jets are obtained from simulated QCD multijet samples. Additional misidentified electrons are obtained from $Z' \rightarrow ee$ decays.

A loose selection is applied, with the candidate reconstructed by the HPS algorithm required to have a transverse momentum $20 < p_T < 1000$ GeV. Additionally, limits are imposed on the pseudorapidity $|\eta| < 2.5$ and longitudinal impact parameter $|d_z| < 0.2$ cm (distance between the leading charged track and PV). Weights are applied in the p_T and η bins to ensure a uniform distribution between the classes across the various training samples in all kinematic regions.

5.2 Classification architecture and loss function

The architecture used for τ_h type classification in this work is similar to the one described in ref. [21]. The input variables (high-level features, and all the inner/outer grid cells) are initially processed separately using fully connected layers for feature extraction. Convolutional layers are then used to reduce the dimensionality of the grids to 1×1 . The processed features are then concatenated and

passed through a final set of fully connected layers for τ_h type classification. A softmax activation function is then applied to yield probability estimates that the τ_h candidate is a genuine τ_h , jet, electron, or muon. The predicted output takes the form: $\mathbf{y}^{\text{pred}} = (y_e, y_\mu, y_\tau, y_{\text{jet}})$.

Batch normalization [57] and dropout regularization are applied after each fully connected and convolutional layer. Nonlinearities are introduced using the PReLU activation function [58].

The classification loss function used during the training of the neural network is a sum of a cross-entropy term [59] for the genuine τ_h target class, a focal loss component [60] for classification against all backgrounds combined, and three individual components for classification as electrons, muons, or jets. The latter three components are activated only when the genuine τ_h probability is high, at which point the distinction between different background sources becomes important. The binary cross-entropy term assigns greater importance to very high genuine τ_h identification efficiencies, which typically have higher misidentification rates. The addition of the focal loss terms improves the classification performance for genuine τ_h identification efficiencies in the 50–80% range, for which most physics analyses involving τ_h candidates show the highest sensitivity. Furthermore, in regions where the genuine τ_h identification efficiency is low, binary classification to separate signal from the combined backgrounds is more important than distinguishing between background types. The full definition of the loss function is given in appendix A.

The loss function is minimized with the adaptive momentum estimation (*Adam*) algorithm [61] and the Nesterov-momentum accelerated variant (*NAdam*) [62]. The setup uses the `TENSORFLOW` v2.5.0 [63] Python library with `KERAS` v2.5.0 [64] as an interface. Training was performed using `NVIDIA TESLA V100` and `T4`, as well as `GEFORCE GTV 1080 Ti` GPUs.

The discriminators against electrons, muons, and quark or gluon jets are defined as

$$D_\alpha(\mathbf{y}) = \frac{y_\tau}{y_\tau + y_\alpha}, \quad (5.2)$$

where y_α is the predicted probability that the τ_h candidate belongs to the target class $\alpha \in \{e, \mu, \text{jet}\}$. The discrimination of a genuine τ_h against a particular background improves as the corresponding discriminator score approaches 1.

5.3 Domain adaptation by backpropagation

`DEEPTAU` v2.1 was trained exclusively on simulated events. While these samples generally provide a good representation of the pp collision data, some of the features used as inputs are not perfectly modelled. As a consequence, the previous setup shows increasing discrepancies between observed data and expectations from simulations for high D_{jet} scores. This is particularly problematic since the affected region is the most important for analyses, as it has the highest genuine τ_h purity.

Previously, this mismodelling was only corrected using a set of dedicated calibration measurements, where simulations were fitted to the observed data, to determine the identification efficiency scale factors. However, such corrections lead to larger uncertainties, and do not correct the shape of the discriminator output. The raw `DEEPTAU` v2.1 score could therefore not be reliably used as an input for analyses.

Simply removing any variables which are not perfectly described in simulation is not optimal, as they remain important for achieving good classification performance. Furthermore, studies have shown that the mismodelling is a highly multidimensional effect, making it very difficult to identify the affected set of inputs and correct them with traditional methods. A better approach is domain

adaptation, which can discourage the algorithm from using combinations of features that are not well modelled in simulation by identifying differences between data and simulation in the hidden layers of the neural network during training.

The performance discrepancies between data and simulated samples are reduced at the training level by implementing domain adaptation by backpropagation in DEEPTAU v2.5. This involves simultaneously training two subnetworks with competing goals. In this case, one is used for τ_h type classification, and the other for domain discrimination between data and simulated events. The goal is to maximize the classification performance while minimizing data-simulation discrimination. A mathematical description of the gradient reversal technique used to achieve this is available in ref. [22]. This technique has previously been used for displaced jet tagging [65].

The advantages of this method are that the scale factors to correct residual differences can be brought closer to unity. Additionally, the network optimization algorithm has the opportunity to find trainable parameter values that ensure good τ_h type discrimination while being less sensitive to mismodelling.

As the neural network training with domain adaptation requires collision data, the main challenge of this method is to define a set of collision events with sufficient genuine τ_h purity and control over background.

5.3.1 Event selection and mixing

Training the domain adaptation subnetwork requires a control region dataset containing a mixture of data and simulated events, along with a high purity of genuine τ_h candidates. The control region is a sample of $Z \rightarrow \tau\tau$ events in which one tau lepton decays to a muon, and the other to hadrons ($\mu\tau_h$). This decay channel is chosen as there is good control over genuine τ_h purity and background.

The selection requirements on the muon and τ_h candidates are summarized in table 1. These are applied to data collected during 2018 by the CMS detector using a single-muon trigger with a nominal p_T threshold of 24 GeV, as well as $Z/\gamma^* + \text{jets}$, $t\bar{t}$, and $W + \text{jets}$ simulated events.

The transverse mass m_T of the muon p_T plus the missing transverse momentum is defined as

$$m_T(p_T^\mu, p_T^{\text{miss}}) = \sqrt{2p_T^\mu p_T^{\text{miss}} (1 - \cos(\Delta\phi))}, \quad (5.3)$$

where $\Delta\phi$ is the azimuthal separation between the muon p_T and \vec{p}_T^{miss} .

If there is more than one muon or τ_h candidate fulfilling the criteria in table 1, the most isolated candidate is selected, unless they are equal, in which case the highest p_T candidate is chosen. A veto is imposed on events containing loosely identified additional electrons and muons.

In order to improve the modelling of events involving a nongenuine τ_h , a looser selection is applied to increase the number of available events from simulated QCD multijet samples and misidentified muons originating from $Z/\gamma^* + \text{jets}$ processes. Only the τ_h candidate and pair selections in table 1 are applied, and the p_T spectra are then reweighted to the expectation for the nominal selection yields.

The resulting purity in the domain adaptation dataset, defined as the fraction of events where the τ_h candidate originates from a tau lepton, is estimated from simulation to be 76%.

5.3.2 Domain adaptation subnetwork and backpropagation

A domain adaptation block was introduced to the network, which attempts to discriminate between observed and simulated τ_h candidates. Similarly to the final classification layers described in

Table 1. Selection requirements for the domain adaptation dataset. The impact parameters for the muon (or τ_h candidate), d_z and d_{xy} , are defined as the distances between the muon track (or leading charged-hadron track) and the PV. The medium muon identification is defined in ref. [27]. The previous DEEPTAU discriminator scores described in ref. [21] against quark and gluon jets, electrons, and muons, are denoted $D_{\text{jet}}^{\text{v2.1}}$, $D_e^{\text{v2.1}}$, and $D_\mu^{\text{v2.1}}$. The transverse mass of the muon p_T and the missing transverse momentum system is denoted as $m_T(p_T^\mu, p_T^{\text{miss}})$. Working points Tight and VVLoose are defined in table 2.

| Object | Selection requirement |
|----------|---|
| Muon | $p_T^\mu > 25 \text{ GeV}$ |
| | $ \eta^\mu < 2.1$ |
| | $ d_z < 0.2 \text{ cm}, d_{xy} < 0.045 \text{ cm}$ |
| | Relative isolation $I_{\text{rel}}^\mu < 0.15$ |
| | Pass medium muon identification $m_T(p_T^\mu, p_T^{\text{miss}}) < 30 \text{ GeV}$ |
| τ_h | $p_T^\tau > 20 \text{ GeV}$ |
| | $ \eta^\tau < 2.3$ |
| | $ d_z < 0.2 \text{ cm}$ |
| | HPS decay mode with 1 or 3 prongs $D_{\text{jet}}^{\text{v2.1}} > 0.9$ |
| | $D_e^{\text{v2.1}} > 0.168$ (VVLoose) $D_\mu^{\text{v2.1}} > 0.875$ (Tight) |
| Pair | $\Delta R(\mu, \tau_h) > 0.5$ |
| | Opposite electric charge |

section 5.2, this takes the processed high-level and particle-level variables as inputs, before passing them through fully connected layers. A sigmoid activation layer is then used to cast the output to a value between 0 and 1, denoted as y_{adv} . The architecture of DEEPTAU in the domain adaptation configuration is shown in figure 3.

The domain adaptation loss function (“adversarial loss”) used to compare this prediction to the labels is defined as

$$L_{\text{adv}} = H_{\text{bin}}(y_{\text{adv}}^{\text{true}}, y_{\text{adv}}^{\text{pred}}), \quad (5.4)$$

where H_{bin} is a binary cross-entropy loss function [59]. A binary accuracy metric was introduced to evaluate the fraction of candidates for which the network successfully predicts the domain (data or simulation). The layers that process the high-level variables, as well as the inner and outer grids, are referred to as common layers, since inputs for both the final domain adaptation and classification layers pass through these.

The model is first trained with only the classification architecture described in section 5.2, in order to obtain a good τ_h candidate classification performance baseline before applying domain adaptation

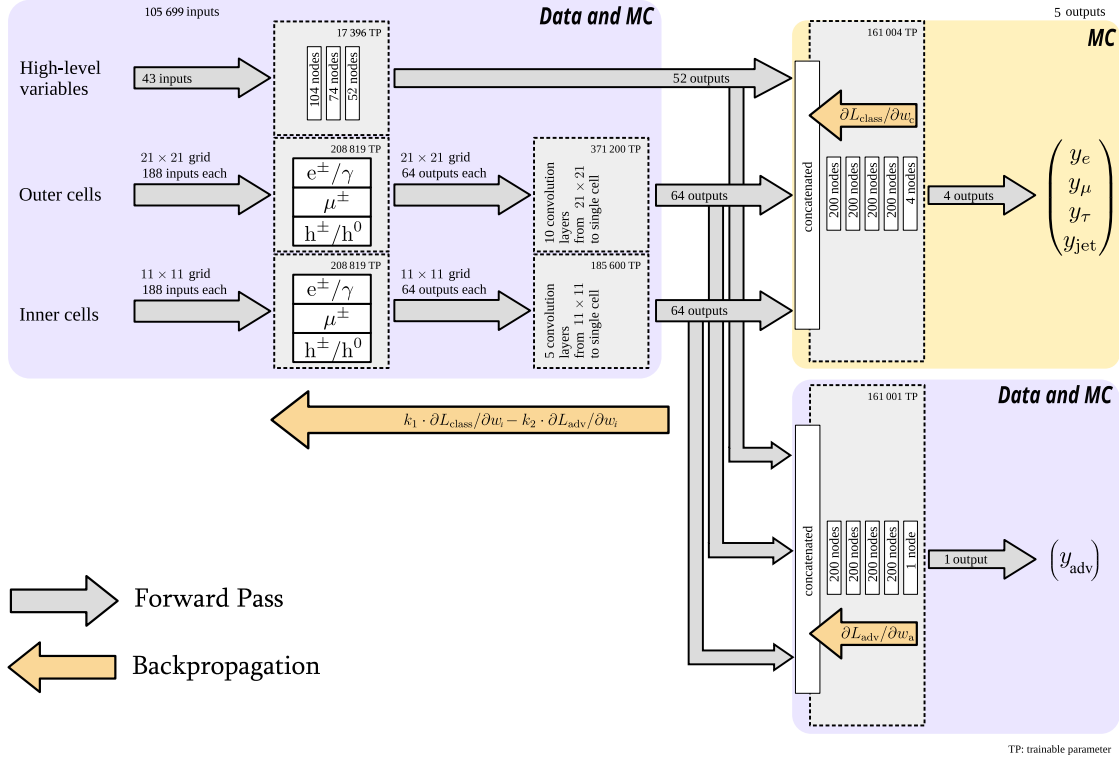


Figure 3. The DEEPTAU architecture with the domain adaptation configuration [66]. A set of final domain adaptation layers was introduced for data-simulation discrimination, consisting of several dense layers followed by a softmax layer that yields an output y_{adv} between zero and one. The backpropagation is modified to include the “adversarial loss”, as described in the text.

methods. The training is then continued with the domain adaptation control dataset and subnetwork introduced. For this step, the network backpropagation procedure is modified such that the gradients are passed to the optimization algorithm for the common layers.

The classification loss is denoted as L_{class} , and is computed on the output score of the τ_h classification, with only the τ_h candidates from the standard training dataset. The adversarial loss is computed on the domain adaptation output with only the τ_h candidates from the control region dataset. The gradients of L_{class} and L_{adv} are referred to as classification and adversarial gradients.

In order to prevent data-simulation discrimination in the feature extraction layers, the signs of the adversarial gradients are reversed and combined linearly with the classification gradients. The combined gradient is expressed in the form

$$G = k_1 \frac{\partial L_{\text{class}}}{\partial w_i} - k_2 \frac{\partial L_{\text{adv}}}{\partial w_i}, \quad (5.5)$$

where w_i are the weights of the feature extraction layers and k_1 and k_2 are the domain adaptation hyperparameters that determine the relative importance of the τ_h candidate classification and prevent data-simulation discrimination. The sign reversal of the adversarial component of the gradients in the common layers means that the optimizer partially attempts to adjust the layer weights in the direction opposite to the one that improves data-simulation discrimination.

The gradients that are passed to the optimizer therefore encourage minimization with reduced sensitivity to mismodelling. Two Adam optimizers are used, each with a different learning rate. The principal optimizer targets the common layers and final classification layers, whereas the adversarial optimizer targets the final domain adaptation layers.

There is no gradient sign reversal in the final domain adaptation layers, as this provides a good measure of how much the network can actively discriminate data and simulated events with the information available at the output level of the common layers. An optimization of the domain adaptation hyperparameters was performed by comparing the distributions of y_{adv} for data and simulated events using a χ^2 test, while monitoring the overall performance of the τ_h type classification. The optimal choice was $k_1 = 1$ and $k_2 = 10$.

The distributions of the DEEPTAU discriminator against quark and gluon jets for the model before and after the domain adaptation are shown in figure 4. The impact of the domain adaptation training on the DEEPTAU discriminator distribution against quark and gluon jets for the final model is visible on the right plot. The model was evaluated on events passing the control region selection in simulation and in data. There is a significant improvement in data-simulation discrepancies in the highest discriminator score bins after domain adaptation training. The relative differences in the final bin are reduced from 17.4 to 0.9%. The genuine τ_h purity in this region is estimated from the fractions of different simulated samples in the final model distribution to be above 96%. Agreement in the control region overall is very good, with the data and simulated yields compatible within statistical uncertainties in the large majority of bins. The domain adaptation training therefore successfully reduced the effects of simulation mismodelling in the D_{jet} distribution for the data-taking conditions described in the domain adaptation dataset.

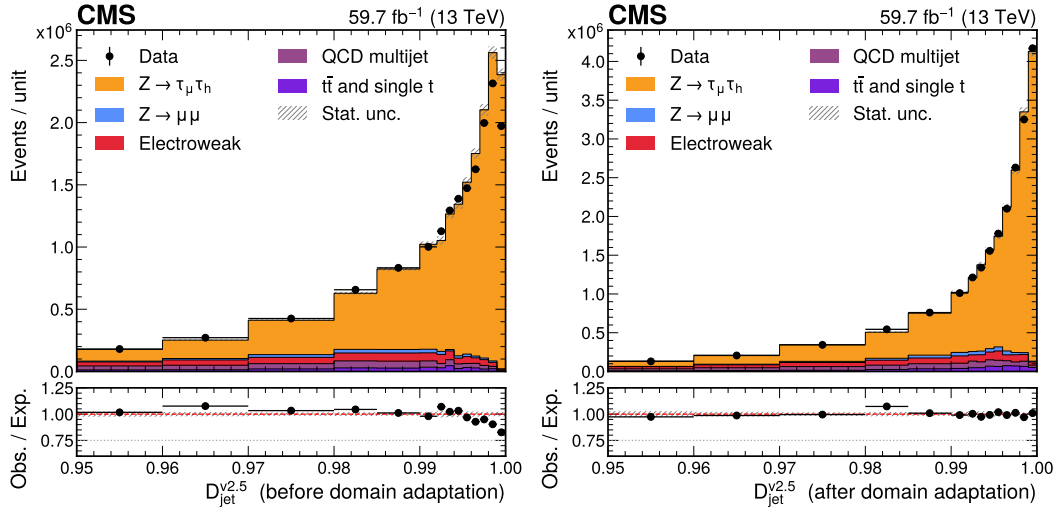


Figure 4. Distribution of the DEEPTAU discriminator against quark and gluon jets before (left) and after (right) domain adaptation, for the 2018 dataset used for domain adaptation training. There is significant improvement in data-simulation agreement in the control region, with the discrepancies in the final bin reduced to 0.9%. The vertical bars on the data points indicate the statistical uncertainty; on most points the bars are smaller than the marker size.

The 2022 datasets with $\sqrt{s} = 13.6$ TeV are expected to show weaker data-to-simulation agreement, as the data-taking conditions are not described in the domain adaptation dataset. Differences in the

centre-of-mass energy, pileup, detector performance, and missing transverse momentum reconstruction with respect to 2018 are contributing factors. The distribution of the DEEPTAU discriminator against quark and gluon jets in the early 2022 dataset is shown for $D_{\text{jet}} > 0.95$ in figure 5 before and after the domain adaptation training. While data-to-simulation differences remain, the inclusion of domain adaptation results in an appreciable improvement in the final bins, despite the training dataset not corresponding to equivalent detector conditions or collision energies. It is expected that if the domain adaptation algorithm were to be retrained with the inclusion of these new datasets, agreement would improve to a similar level as seen in the 2018 dataset.

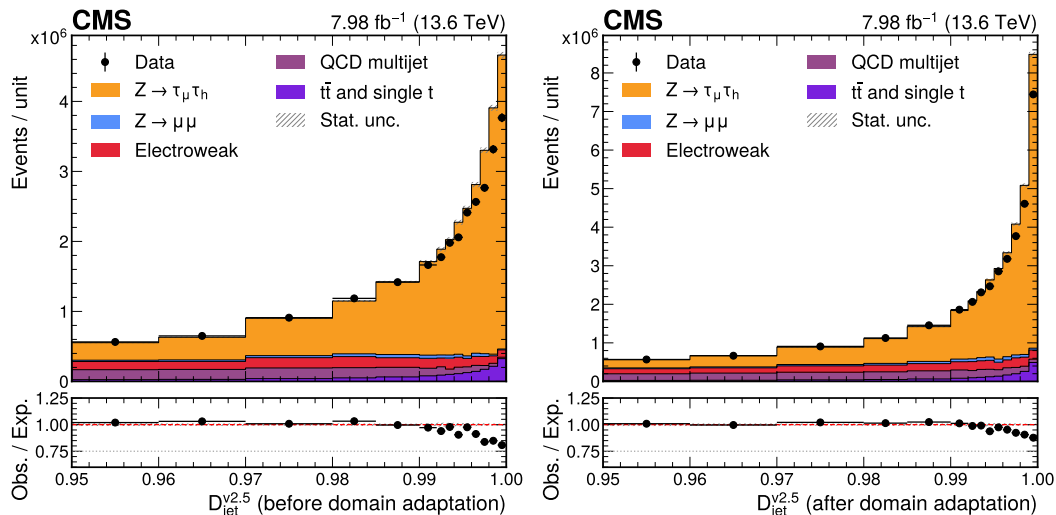


Figure 5. Distribution of the DEEPTAU discriminator against quark and gluon jets before (left) and after (right) domain adaptation, for the early 2022 dataset. While data-to-simulation differences remain, there is an appreciable improvement in the final bins with the inclusion of domain adaptation, despite DEEPTAU being trained on 2018 data and simulation. The vertical bars on the data points indicate the statistical uncertainty; on most points the bars are smaller than the marker size.

5.4 Expected performance

Working points are used to guide the usage of the DEEPTAU discriminators in physics analyses, with suitable corrections applied. The target genuine τ_h identification efficiencies, reported in table 2, are defined as the efficiency for genuine τ_h in the $H \rightarrow \tau\tau$ event sample that are reconstructed as τ_h candidates with $30 < p_T < 70$ GeV to pass the given discriminator.

Table 2. Target genuine τ_h identification efficiencies for the different working points defined for the three discriminators. The target efficiencies are evaluated with the $H \rightarrow \tau\tau$ event sample for τ_h candidates with $p_T \in [30, 70]$ GeV.

| | VVTight | VTight | Tight | Medium | Loose | VLoose | VVLoose | VVVLoose |
|------------------|---------|--------|-------|--------|-------|--------|---------|----------|
| D_e | 60% | 70% | 80% | 90% | 95% | 98% | 99% | 99.5% |
| D_μ | | | 99.5% | 99.8% | 99.9% | 99.95% | | |
| D_{jet} | 40% | 50% | 60% | 70% | 80% | 90% | 95% | 98% |

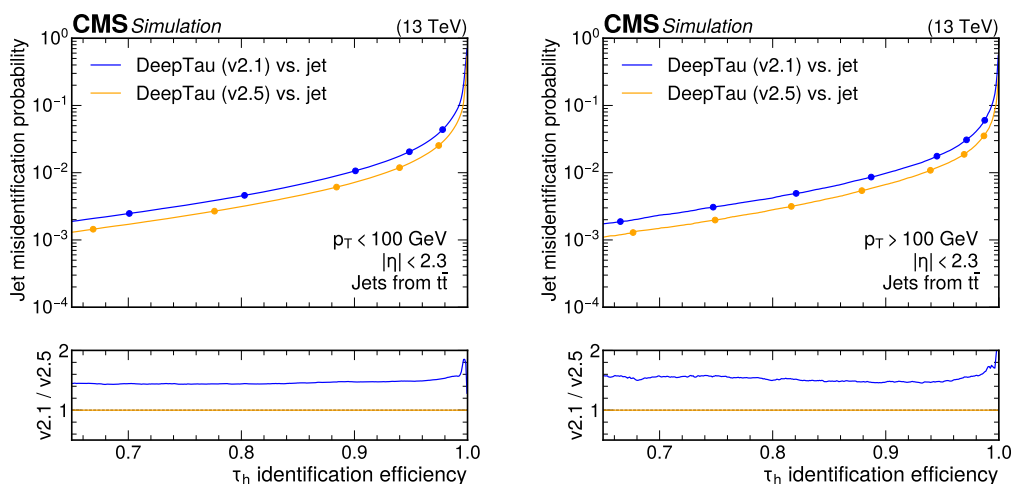


Figure 6. Jet misidentification probability versus genuine τ_h identification efficiency for low- p_T (left) and high- p_T (right) τ_h candidates, evaluated on 2018 simulated datasets. The genuine τ_h identification efficiency is estimated from $H \rightarrow \tau\tau$ simulations using reconstructed τ_h candidates that match generator-level τ_h objects. The jet misidentification probability is estimated from $t\bar{t}$ simulations using reconstructed τ_h candidates that do not match prompt electrons, muons, or products of τ_h decays at the generator level. The defined working points of the discriminator are indicated as filled circles.

The resulting tagger demonstrates improved performance with respect to its predecessor, as is visible in figures 6–8, which show the misidentification probability as a function of the genuine τ_h identification efficiency. These are inclusive plots that combine all commonly reconstructed decay modes. They are shown for the central pseudorapidity region ($|\eta| < 2.3$), and are separated into low- p_T (20–100 GeV) and high- p_T (100–1000 GeV) regions. The filled circles identify the discriminator working points, which do not match exactly the targeted efficiencies in table 2 because of the different samples considered. It can be observed that the jet misidentification probability is reduced by $\sim 50\%$ across all defined working points. The improvement in electron rejection with respect to the previous version of the algorithm is particularly pronounced for the tightest working points, where the misidentification probability is reduced by almost a factor of two. The muon rejection performance is compatible between the two versions of the identification algorithm. The slightly worse performance of v2.5 in the high- p_T , low efficiency region for the D_e and D_μ discriminators is likely caused by domain adaptation, which can prevent the use of certain feature combinations that are useful for lepton discrimination but exhibit significant differences between data and simulation.

Figure 9 shows the distribution of the visible invariant mass m_{vis} of the reconstructed $\mu\tau_h$ system when applying DEEPTAU v2.5, compared to the application of the previous version. The working points chosen are Tight for D_μ , Medium for D_{jet} , and VVLoose for D_e . A reduction of the background from misidentified jets is estimated to be $\sim 30\%$, especially visible in the decrease of the W + jets process.

6 Performance with $\sqrt{s} = 13$ and 13.6 TeV data

The calibration of the τ_h identification algorithm consists of measuring identification (or misidentification) rate scale factors and energy scale corrections. The scale factors are multiplicative correction

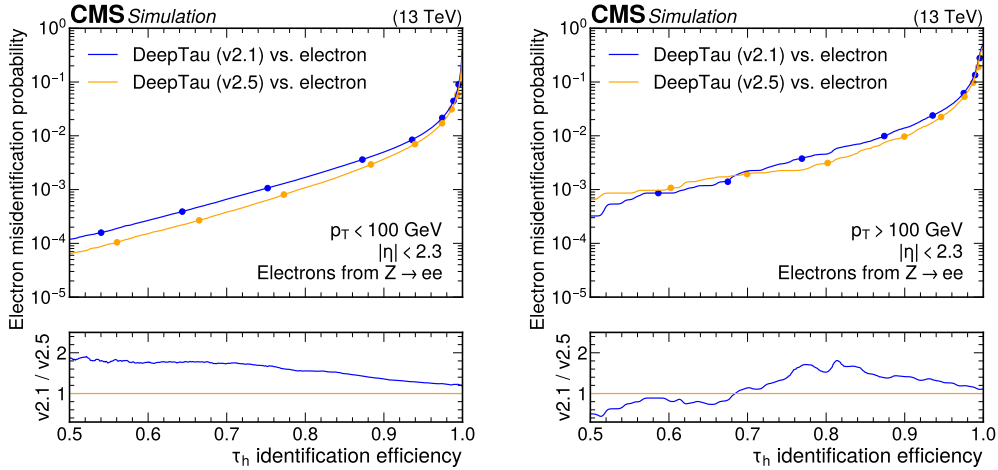


Figure 7. Electron misidentification probability versus genuine τ_h identification efficiency for low- p_T (left) and high- p_T (right) τ_h candidates, evaluated on 2018 simulated datasets. The genuine τ_h identification efficiency is estimated from $H \rightarrow \tau\tau$ simulations using reconstructed τ_h candidates that match generator-level τ_h objects. The electron misidentification probability is estimated from $Z/\gamma^* + \text{jets}$ simulation using reconstructed τ_h candidates that match electrons at the generator level. The defined working points of the discriminator are indicated as filled circles.

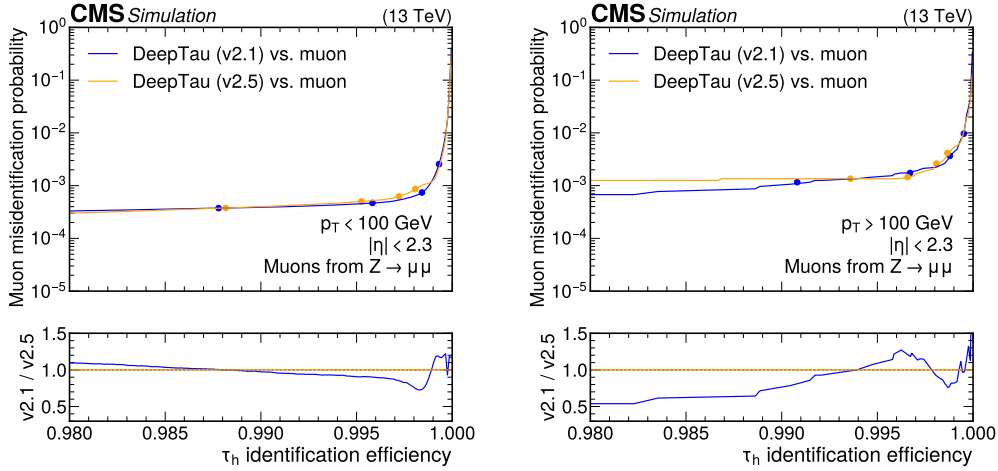


Figure 8. Muon misidentification probability versus τ_h identification efficiency for low- p_T (left) and high- p_T (right) τ_h candidates, evaluated on simulated 2018 datasets. The τ_h identification efficiency is estimated from $H \rightarrow \tau\tau$ simulations using reconstructed τ_h candidates that match generator-level τ_h objects. The muon misidentification probability is estimated from $Z/\gamma^* + \text{jets}$ simulation using reconstructed τ_h candidates that match muons at the generator level. The defined working points of the discriminator are indicated as filled circles.

factors applied to simulated events to account for differences in the performance of the detector and of the reconstruction and identification algorithms between data and simulation. They are typically defined as the ratio of an efficiency (or misidentification rate) measured in real data to that measured in simulation, and are used to improve the agreement between predicted and observed data.

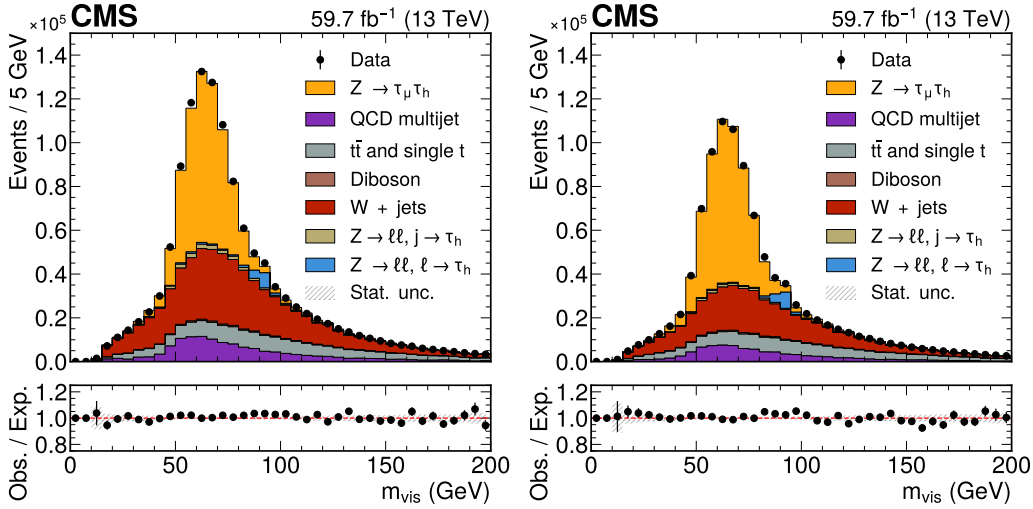


Figure 9. Distribution of the invariant mass of the reconstructed $\mu\tau_h$ system when using DEEPTAU v2.1 (left) and v2.5 (right) for discrimination in the 2018 dataset. The DEEPTAU working points used are: Medium for D_{jet} , VVLoose for D_e and, Tight for D_μ (see table 2). The correction factors are applied in both cases. The vertical bars correspond to the statistical uncertainties in the observed event yields.

The τ_h identification efficiency scale factors and energy scale corrections are measured separately for the two data-taking years using a tag-and-probe method [67] on $Z \rightarrow \tau\tau$ events in the $\mu\tau_h$ final state. For high- p_T τ_h candidates a separate measurement is performed using $W^* \rightarrow \tau\nu$ events. In addition, we measured the scale factors for the misidentification rate of electrons and muons. All of these measurements are essential ingredients for physics analyses involving τ_h objects.

The scale factors are generally measured for all of the most used combinations of the DEEPTAU D_{jet} , D_μ and D_e discriminator working points. We discuss a subset of measurements here only for representative working points. Consistent results have been obtained for the other working points. We have not performed such efficiency measurements for the decay modes with missing charged hadrons (described in section 4); future analyses including these decay modes will need to derive appropriate corrections.

The following results have been determined using the CMS statistical analysis tool COMBINE [68].

6.1 The τ_h energy scale correction and identification scale factors

The events with a $\mu\tau_h$ final state are selected by requiring at least one well-identified and isolated muon, referred to as the “tag”, alongside one τ_h candidate that meets loose preselection criteria, termed the “probe”. The muon candidate must have $p_T > 25$ GeV, $|\eta| < 2.4$, and a relative isolation of $I_\mu < 0.15$. The τ_h candidate is required to have $p_T > 20$ GeV, $|\eta| < 2.3$, and must pass a specified threshold on the D_{jet} discriminator. Additionally, the τ_h candidate must satisfy the VVLoose working point of the D_e discriminator and the Tight working point of the D_μ discriminator to mitigate background from muons or electrons misidentified as τ_h candidates. Only decay modes h^\pm , $h^\pm\pi^0$, $h^\pm h^\mp h^\pm$, and $h^\pm h^\mp h^\pm\pi^0$ are considered. In cases where multiple lepton or τ_h candidates are identified, the one with the highest p_T is selected. The selected muon and τ_h candidates must be separated by $\Delta R > 0.5$ and opposite-sign (OS) charges. The difference in η between the reconstructed muon and the τ_h candidate is required to be $|\Delta\eta| < 1.5$.

In addition to the $\mu\tau_h$ event sample, a $\mu\mu$ event sample is defined to normalize the $Z \rightarrow \tau\tau$ event yields. This event sample adheres to the same trigger and muon selection criteria as the $\mu\tau_h$ event sample, ensuring that related uncertainties partially cancel in the normalization scale factor.

The τ_h energy scale correction is defined as the factor that is applied to the reconstructed τ_h energy in simulation to bring it into agreement with the τ_h energy observed in real data. A τ_h identification efficiency scale factor is defined as the ratio of the number of τ_h candidates passing the selection criteria in real data to that in simulation. The scale factors are derived from a maximum likelihood fit to the m_{vis} distribution, alongside the expected and observed event yields in the $\mu\mu$ control region. All known sources of systematic uncertainties are incorporated into the fit as nuisance parameters. Some of these uncertainties affect the yields of the involved processes, including integrated luminosity, muon identification, isolation, and trigger efficiencies, as well as uncertainties in the normalization of $t\bar{t}$, QCD multijet, and $Z/\gamma^* + \text{jets}$ backgrounds, and of quark and gluon jets misidentified as τ_h candidates. The remaining systematic uncertainties affect the shape of the m_{vis} distribution, including the energy scale for jets and leptons misidentified as τ_h candidates, the reweighting of the p_T distribution of the Z boson, and the uncertainties associated with the limited size of the simulated event samples. Two distinct methods have been employed to derive the scale factors for 2022, yielding compatible outcomes: a separate fit for the identification efficiency scale factor and a combined fit for both the scale factor and the τ_h energy scale. These methods are described in the following sections.

6.1.1 Individual fit

The individual fit uses the baseline selection outlined above in section 6.1 with an additional $m_T < 65$ GeV requirement to improve the signal-to-background ratio. The first step is to measure the number of $Z \rightarrow \tau_\mu\tau_h$ events in real data. This is done by estimating the number of $Z \rightarrow \tau_\mu\tau_h$ events from simulation and estimating the contribution of background due to misidentified jets from observed events, along with other small backgrounds containing genuine hadronic taus from simulation, and then fitting the visible mass, m_{vis} , distribution with the $Z \rightarrow \tau_\mu\tau_h$ normalization floating. The number of $Z \rightarrow \tau_\mu\tau_h$ events in real data depends on the Z boson cross section, muon identification efficiency, trigger efficiency, integrated luminosity, and the τ_h identification efficiency. If the same procedure is followed for $Z \rightarrow \mu\mu$ events and a ratio is taken between $Z \rightarrow \tau_\mu\tau_h$ and $Z \rightarrow \mu\mu$ events, then the τ_h identification efficiency can be determined. The τ_h identification efficiency scale factors can be derived using a binned maximum likelihood fit as described in ref. [21].

The dominant backgrounds in the measurement of the τ_h identification efficiency scale factors are QCD multijet and $W + \text{jets}$ events. The QCD multijet background is estimated using a data-driven approach with same-sign (SS) events. Lepton pairs with the same charge sign are chosen from the selected events, and the QCD multijet yield is defined as the difference between the SS observed data events and the sum of all known non-QCD backgrounds estimated from simulation in the SS region. The $W + \text{jets}$ background is estimated from a high- m_T control region, while smaller backgrounds, such as the diboson, $Z/\gamma^* + \text{jets}$, and top quark processes, are estimated from simulation.

Considering a new uncertainty in the QCD multijet background helps to estimate the precision of the OS/SS ratio used to extrapolate the QCD yield. This was validated using a simulated sample of QCD multijet events to derive central values and uncertainties for the ratio in the regions where both leptons are isolated. Because of the small sample size, the Loose D_{jet} working point was used for all scale factor derivations. A control region for the $W + \text{jets}$ background, including events at high m_T , was

introduced to improve background modelling and to prevent the fit from compensating for mismodelling by artificially increasing the $W + \text{jets}$ yields, which could otherwise lead to an underestimation of the $Z \rightarrow \tau_\mu \tau_h$ yield and thus the scale factor. Additionally, for the 2018 measurement, a control region enriched in QCD, defined by events with an anti-isolated lepton, was introduced to better constrain the QCD yield. This was not included for the 2022 measurement due to mismodelling in the control region.

In the scale factor measurement for DEEPTAU v2.5, we explore how the τ_h identification efficiency scale factors are impacted by the choice of the nominal τ_h energy scale value and associated uncertainties. Studies such as the investigation detailed in section 6.1.2 have demonstrated that variations in τ_h energy scale values can significantly affect the efficiency scale factors. Moreover, the τ_h energy scale has been observed to depend on factors such as τ_h identification requirements, p_T , and decay modes, suggesting that the current uncertainty estimates may not fully capture all relevant variations. To address this, we developed an alternative method for handling τ_h energy scale uncertainties by externalizing them from the τ_h identification efficiency scale factor determination. In this approach, the τ_h energy scale is fixed to the nominal value and a fit is performed to determine the τ_h identification efficiency scale factors without allowing the fit to overconstrain the τ_h energy scale uncertainties. The τ_h energy scale is then set as its postfit value and is shifted by ± 1 standard deviations in a second fit used to measure the corresponding variations in terms of efficiency scale factors and, hence, estimate the τ_h energy scale related uncertainty.

This method provides a more reliable treatment of τ_h energy scale uncertainties, ensuring that they are not overly reduced by the fit, and allowing for more consistent application across different analyses. This approach is particularly relevant for the $\tau_h \tau_h$ channel, where mismodelling effects are more pronounced and proper τ_h energy scale uncertainty treatment is critical for accurate results.

The scale factors are extracted in different $\tau_h p_T$ bins in order to take into account any p_T dependence. The lower bin edges 20, 25, 30, 35, 40, 50, 60, 80, and 100 GeV are used, where the last bin contains the scale factors for τ_h objects with $p_T > 100$ GeV. The scale factors are derived for each p_T bin of each decay mode of each data-taking period. A Laurent polynomial function is used to describe the trend in the scale factors, as it offers a better fit than a linear function. The Laurent polynomial is more flexible and reduces the χ^2 per degree of freedom compared to a linear fit. Unlike standard polynomials, Laurent polynomials can include terms with negative powers, making them more suitable in our case.

Figure 10 shows the τ_h identification efficiency scale factors for the 2018 and 2022 data-taking periods. There is a better understanding of the data collected during 2018, thanks to extensive studies that allowed for optimized reprocessing with improved algorithm calibrations. The 2022 dataset is therefore likely to yield weaker agreement with simulation. The scale factors are derived for each p_T bin of each decay mode, but the summary plot in figure 10 combines the different decay modes according to their branching fractions and reconstruction efficiencies. The Medium D_{jet} , VVLoose D_e , and Tight D_μ working points are used.

The scale factors are generally a bit smaller than 1, typically within 20% of unity. Compared to the previous version of DEEPTAU, the scale factors measured for v2.5 are systematically closer to one for both 2018 and 2022 dataset, demonstrating that the domain adaptation approach leads to better agreement between data and simulation. The scale factors below 1 can be attributed to various factors, such as inaccuracies in the modelling of hadronization and imperfections in the simulation of the detector alignment and track hit reconstruction efficiencies.

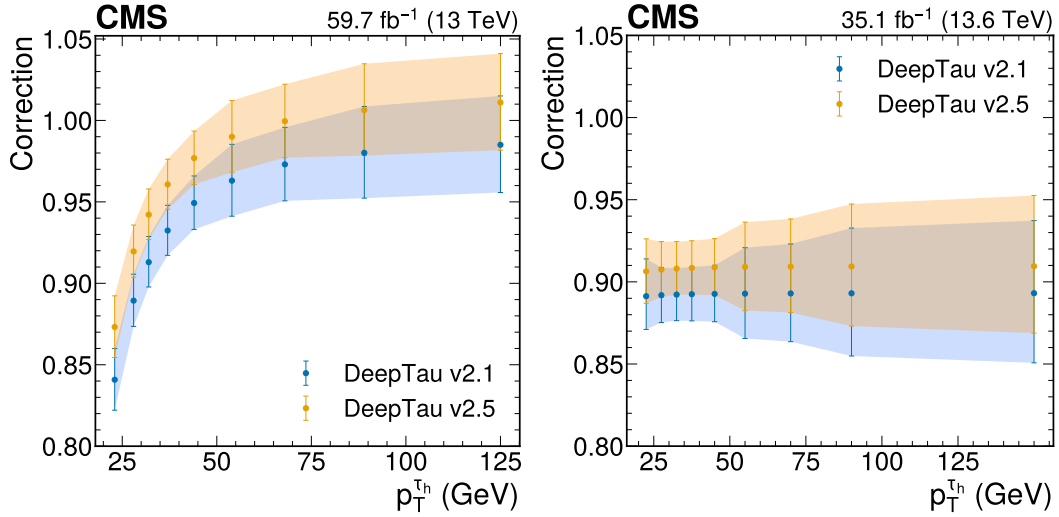


Figure 10. The data-to-simulation scale factors of the τ_h identification efficiency as functions of p_T in the 2018 (left) and 2022 (right) data-taking periods, including all τ_h decay modes, and requiring the D_{jet} Medium working point (see table 2) and $m_T(p_T^\mu, p_T^{\text{miss}}) < 65$ GeV. The vertical bars correspond to the combined statistical and systematic uncertainties in the individual scale factors. For a fair scale factor comparison in 2022, the tau energy scale have been fixed to the one measured for DEEPTAU v2.5 which showcases higher genuine τ_h purity.

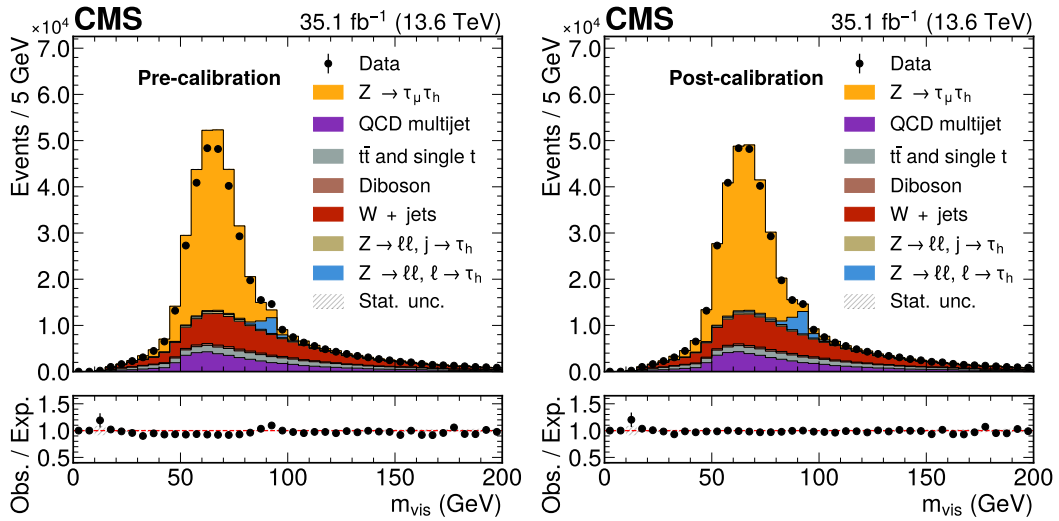


Figure 11. The m_{vis} distribution in the $Z \rightarrow \tau_\mu \tau_h$ channel for the 2022 dataset before (left) and after (right) the full calibration. The DEEPTAU working points used are: Medium for D_{jet} , VVLoose for D_e and, Tight for D_μ (see table 2). The application of correction factors improves the agreement between data and simulation.

To verify the performance of the derived scale factors a set of control plots are produced. Figures 11 and 12 show the 2022 m_{vis} distribution in the $Z \rightarrow \tau_\mu \tau_h$ and $Z \rightarrow \tau_e \tau_h$ channels, respectively, before (left) and after (right) the application of the τ_h identification efficiency scale factors and the misidentification rate scale factors that will be later described in section 6.2. The data-to-simulation agreement is highly improved by the application of these scale factors.

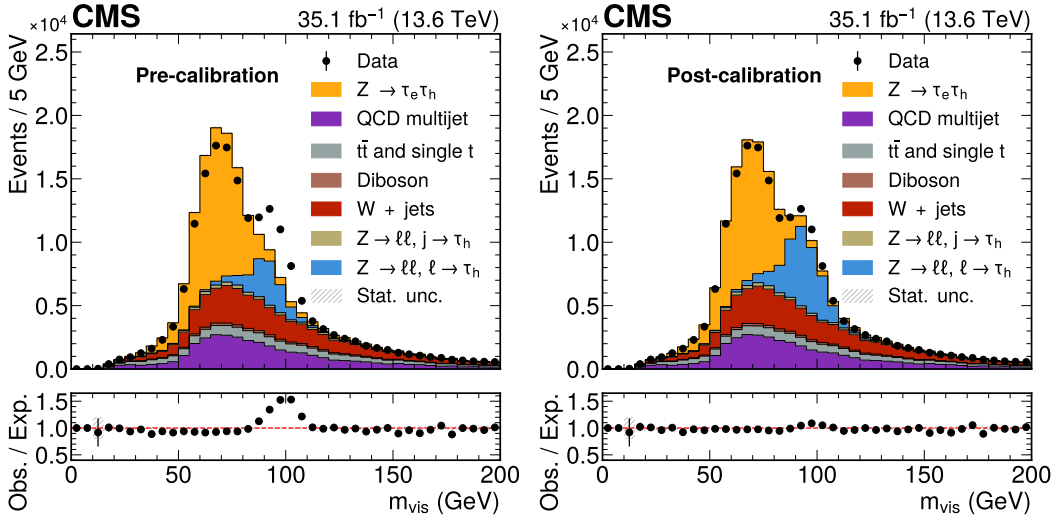


Figure 12. The m_{vis} distribution in the $Z \rightarrow \tau_e \tau_h$ channel for the 2022 dataset before (left) and after (right) the full calibration. The DEEPTAU working points used are: Medium for D_{jet} , Tight for D_e and, Tight for D_μ (see table 2). Specific 2022 detector conditions that affected electron reconstruction are not perfectly modelled in the simulation. As a result, the amount of electrons misidentified as τ_h is enhanced in data with respect to simulated events. The application of correction factors improves the agreement between data and simulation.

6.1.2 Combined fit

The newly proposed technique combines the τ_h identification efficiency and energy scales estimation into a single fit, simplifying the measurement by applying a unified adjustment to the same distribution, using consistent systematics, and accounting for correlations between the two factors. This method was developed with 2018 data, where the limited size of the dataset prevented the measurement of identification scale factors and energy correction in both decay mode and multiple transverse momentum bins. When applied to the 2022 dataset, which had an even smaller event sample size, the fit was therefore performed only as a function of decay mode, with the τ_h energy correction profiled and the identification scale factor treated as a free parameter. Despite these limitations, the method remains reliable and is presented here, as it is expected to fully demonstrate its potential with the large dataset to be collected between 2024 and 2025. This section details the combined fit method which was developed and validated with 2018 data, and applied to determine the τ_h energy scale corrections for the 2022 dataset.

In the fit, the ratio of the observed to expected efficiency for a genuine τ_h candidate to pass the selection is treated as a free parameter, allowing for the extraction of an identification efficiency scale factor relative to the simulated efficiency. Similarly, the τ_h energy scale is included as a free parameter in the fit.

Binned m_{vis} distributions are generated in simulation for τ_h energy scale variations ranging from -3 to 3% for the 2018 dataset and from -10 to 10% for the 2022 datasets, in steps of 0.1% . Interpolation between the discrete histograms is performed using the method described in ref. [69], enabling a smooth variation of the energy scale. This approach improves upon standard interpolation methods that rely solely on fixed “up” and “down” variations, providing finer resolution and enhancing both the accuracy and robustness of the model.

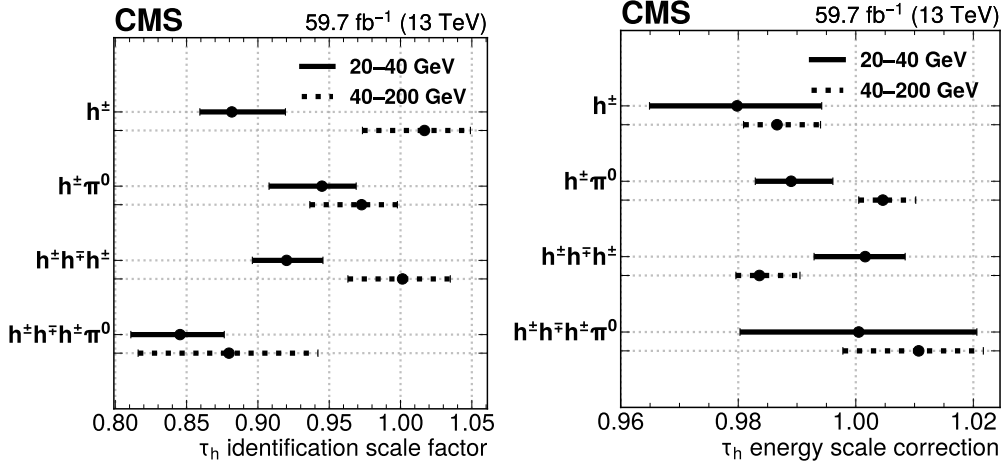


Figure 13. Summary of τ_h identification efficiency (left) and τ_h energy scale corrections (right) across the τ_h decay modes and p_T regions for 2018 with $m_T(p_T^\mu, p_T^{\text{miss}}) < 65$ GeV and the D_{jet} Medium working point (see table 2). The horizontal bars represent the total uncertainty on the measurements, combining both statistical and systematic contributions.

For each energy scale shift, a maximum likelihood fit is performed, incorporating the combined expectations from $Z \rightarrow \tau\tau$ events in the $\mu\tau_h$ final state with the relevant background processes and systematic uncertainties outlined in previous sections. The profile likelihood scans exhibit significant fluctuations due to limited event sample size. To robustly determine the minimum of the negative log-likelihood (NLL) and to extract the corresponding uncertainties, the NLL profiles are fitted using asymmetric parabolic functions.

For the 2018 dataset, a selection criterion of $m_T(p_T^\mu, p_T^{\text{miss}}) < 65$ GeV was applied, and scale factors are provided for the D_{jet} Medium working point. The fit was performed across the τ_h decay modes and two transverse momentum intervals of the τ_h candidate: $[20, 40]$ and $[40, 200]$ GeV. Although a finer granularity, similar to the division used in the separate fit, was technically feasible and underwent preliminary testing for τ_h energy scales, the small size of the event sample resulted in significant instabilities in the fit. Consequently, these measurements are based on a two-region division for p_T to ensure a more stable fit.

A summary of the results as a function of p_T is presented in figure 13. A general trend of higher identification scale factors in the high- p_T region is observed, attributed to improved modelling in these regions. A low dependence between the scale factors in the lower p_T range is observed, while there is higher dependence in the higher- p_T range. This dependence is attributed to bin migration in the visible mass distribution of each p_T region when varying the τ_h energy scale. This migration leads to normalization changes, which, in turn, induce a dependence between the τ_h identification efficiency and the τ_h energy scales. These findings highlight the necessity of a simultaneous fit for both scale factors to accurately capture their dependence. However, this approach is currently constrained by the number of p_T regions that can be effectively used, and further division will require a larger event sample, which could also help mitigate bin migration effects.

The results of the combined fit for the τ_h identification efficiency and energy scale for the 2022 dataset are presented in figure 14 for the D_{jet} Medium working point. The fit is only performed across the τ_h decay modes because of the smaller dataset size.

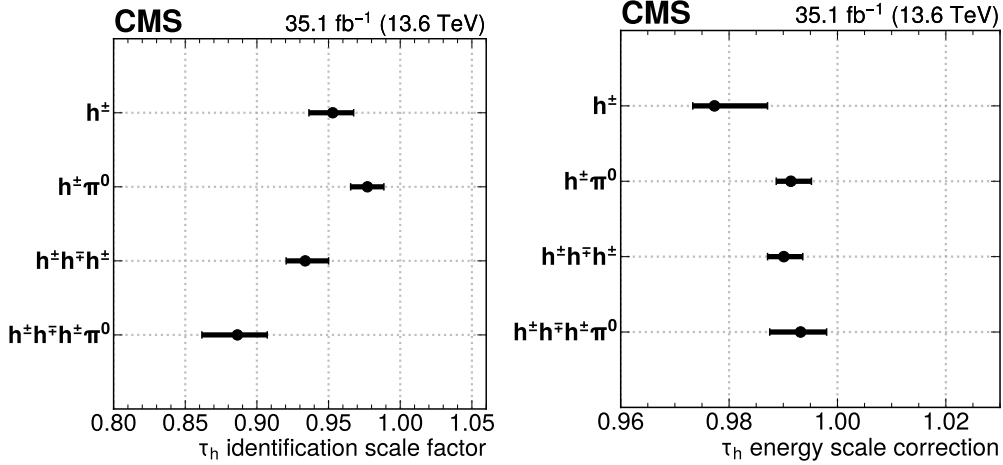


Figure 14. Summary of τ_h identification efficiency (left) and τ_h energy scale corrections (right) across the τ_h decay modes for 2022 with $m_T(p_T^\mu, p_T^{\text{miss}}) < 40$ GeV and D_{jet} Medium working point (see table 2). The horizontal bars represent the total uncertainty on the measurements, combining both statistical and systematic contributions.

The τ_h energy scale results are all consistent with unity within 3%. The τ_h identification efficiency scale factors are slightly closer to unity compared to those obtained in the 2018 measurement, likely due to the use of the POWHEG generator in this specific case, as opposed to MADGRAPH5_AMC@NLO used in the others.

Additional studies have been conducted, including variations in m_{vis} binning and range, optimization of the $m_T(p_T^\mu, p_T^{\text{miss}})$ requirement, and testing with control regions. To account for these differences, an additional uncertainty of 1% is applied to the τ_h energy scales across all decay modes regions. Additionally, combined fits were performed across regions while constraining nuisance parameters, yielding results consistent within 5%.

For the 2022 datasets, the combined fit shows a low dependency between the scale factors, with the results from the separate and combined fits being compatible. However, statistical limitations restrict the ability to divide the fit into p_T regions.

The choice between the combined fit and separate fit methods for deriving scale factors involves balancing the benefits and challenges of each approach. The combined fit method allows for simultaneous determination of the τ_h energy scale and identification efficiency scale factors, accounting for potential correlations and offering a comprehensive treatment of uncertainties. However, because it requires fitting not only the normalization of the m_{vis} distribution but also its shape, it demands a large dataset to achieve a stable fit. Additionally, statistical limitations prevent dividing the dataset into finer p_T regions, that poses a challenge for analyses sensitive to the p_T dependence of τ_h . In contrast, the separate fit method provides enhanced flexibility by allowing independent determination of each scale factor, making it well-suited for analyzing different kinematic regions. The separate fit does, however, assume low correlation between the factors, which must be verified for validity, and may offer a slightly less comprehensive uncertainty treatment if correlations are overlooked. To address these challenges, an alternative method for handling τ_h energy scale uncertainties was proposed by externalizing them from the τ_h identification scale factor determination, as described in the previous section. Ultimately, the selection of the method relies on statistical constraints of the analysis and on the specific requirements, particularly in regard to kinematic sensitivity.

6.2 The lepton misidentification rate scale factors

The performance of the DEEPTAU v2.5 algorithm in rejecting light leptons (ℓ) mimicking τ_h candidates is studied by measuring the muon and electron misidentification scale factors in $Z \rightarrow \ell\ell$ events. We exploit a modified tag-and-probe method where a well-identified and isolated light lepton serves as a “tag” and a loosely selected τ_h candidate acts as a “probe”. Events where the τ_h candidate satisfies a specific working point of the D_ℓ discriminator form the PASS region, whereas the residual events define the FAIL region. The misidentification rate scale factors derived from the measurement account for event migration between the PASS and FAIL regions. In addition, a normalization correction that affects both the PASS and FAIL regions equally is applied.

The following two sections explain in detail the muon and electron misidentification rate scale factor measurements.

6.2.1 The muon misidentification rate scale factors

The measurement of scale factors of the muon misidentification rate requires OS and well-separated $\mu\tau_h$ pairs, whose selection follows the one outlined in section 6.1. The measurement is performed for multiple bins of the $|\eta|$ of the τ_h and for all D_μ working points, while D_e and D_{jet} working points are fixed at VVLoose and Medium, respectively. The $|\eta|$ bin edges of 0, 0.4, 0.8, 1.2, 1.7, and 2.5 are used to cover the barrel and endcap regions of the CMS detector, including their overlap region.

Muon misidentification rate scale factors are derived from a simultaneous fit of simulation to data. The fit model includes two parameters of interest, applied to the $Z \rightarrow \ell\ell$ process in the PASS region: a normalization scale factor and a migration scale factor. An additional dependent parameter is introduced in the FAIL region to propagate any event migration. The final result of the measurement is the product of the two scale factors from the PASS region.

Systematic variations for the measurement are consistent between the 2018 and 2022 datasets and include a $\pm 3\%$ τ_h energy scale variation, a $\pm 10\%$ muon energy scale variation, and a $\pm 10\%$ muon energy resolution. The latter is a conservative estimate introduced to account for the observed disagreement in the shape of visible mass distribution between data and simulation in the early 2022 dataset.

Measurement results are summarized in figure 15, which shows the muon misidentification rate scale factors for the Medium working point of the D_μ discriminator. These results include measurements done for both the 2018 and the 2022 datasets. The overall behaviour of the scale factor values is similar between different D_μ working points, except for tighter working points, which tend to have slightly higher scale factors values. This stems from divergence between data and simulation in the D_μ output score, which is not uniform across the score range and is most pronounced in the region most pure in genuine τ_h . Choosing a tighter working point can therefore increase the data-simulation disagreement. The application of the misidentification rate scale factor reduces the difference between data and simulation, as visible in the enhancement of the simulated $Z \rightarrow \mu\mu$ peak around 90 GeV in the right panel of figure 11.

A significant deviation of the scale factors from unity is observed in the high- $|\eta|$ region. Muons traversing this detector section may be more poorly reconstructed and consequently misidentified as a τ_h candidate. This effect is not properly captured by simulations.

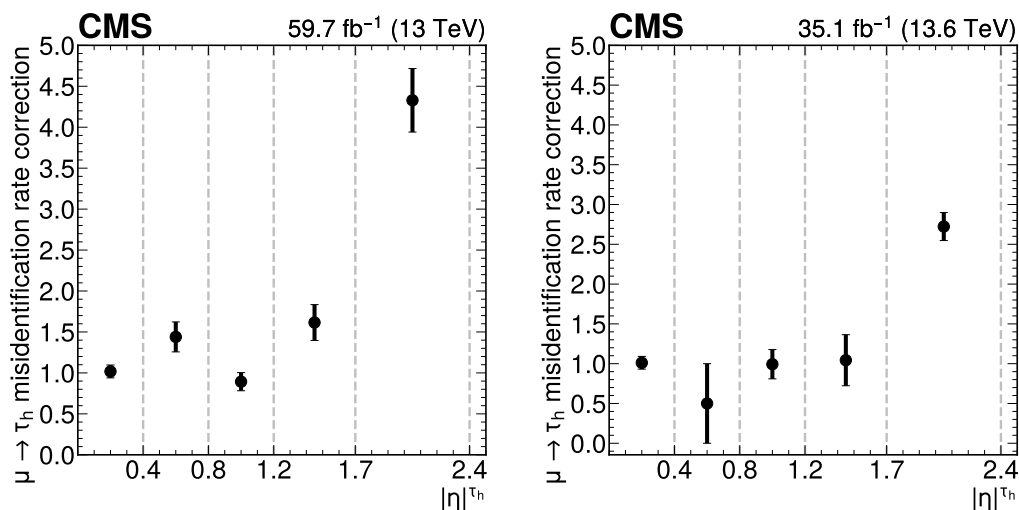


Figure 15. Muon misidentification rate scale factors binned by the $\tau_h |\eta|$ for the Medium D_μ working point (see table 2). Measurement for the 2018 dataset is shown on the left and for the 2022 dataset on the right. The dashed lines indicate the boundaries of the $\tau_h |\eta|$ bins. The vertical bars represent the total uncertainty on the measurements, combining both statistical and systematic contributions.

6.2.2 The electron misidentification rate scale factors

The $e\tau_h$ events for the measurement of scale factors of the electron misidentification rate are selected requiring a well-isolated electron triggering the event with p_T greater than 33 GeV and a τ_h candidate with a minimum p_T of 20 GeV passing the working points Medium for D_{jet} , Tight for D_μ and VVLoose or Tight for D_e . The scale factors are derived separately in the ECAL barrel region ($|\eta| < 1.46$) and in the ECAL endcap region ($|\eta| > 1.56$) and in different τ_h decay modes.

The method is similar to the one outlined for muons, except for how the energy scale of leptons misidentified as τ_h candidates is treated. In this fit, the energy scale of electrons misidentified as genuine τ_h candidates is included as a parameter of interest alongside the misidentification rate scale factor, allowing both corrections to be extracted simultaneously. This was not attempted in the measurement of the misidentified muon energy scale because of the smaller contribution of the misidentified-muon background in the $\mu\tau_h$ channel.

Binned m_{vis} distributions are generated in simulation for the energy scale variations of the electron misidentified as a genuine τ_h candidate ranging from -10 to 10% for 2018 dataset, and from -25 to 25% for 2022. Summary plots of the misidentification rate scale factors are presented in figure 16 for the VVLoose working point of the D_e discriminator, for 2018 (left) and 2022 (right). For the 2018 dataset, the corrections are all compatible with unity, except for the $h^\pm\pi^0$ decay mode in the barrel. We can see a similar trend in the 2022 dataset, but with scale factors on average farther from unity. The extracted energy scales are always within $\approx 5\%$ of unity for 2018 and $\approx 10\%$ for 2022. For tighter working points, the same considerations hold with slightly higher values for the barrel scale factor for the $h^\pm\pi^0$ decay mode (up to $\approx 30\%$ increase for 2022).

The effect of applying the scale factors is visible in the enhancement of the simulated Z boson peak at 90 GeV in figure 12 (right). The derived scale factors correct the simulation for the observed increase of misidentified electrons in collision data, improving the general data-to-simulation agreement.

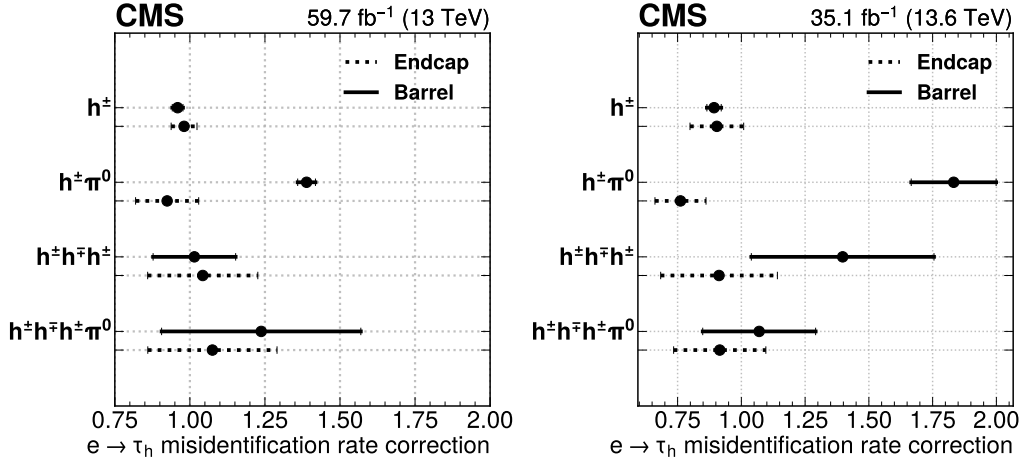


Figure 16. Summary plots of results for electron misidentification rate scale factors divided in decay modes and η regions for the VVLoose D_e working point (see table 2). The corrections are shown for the 2018 (left) and 2022 (right) datasets. The horizontal bars represent the total uncertainty on the measurements, combining both statistical and systematic contributions.

6.3 The τ_h identification scale factors at high p_T

Many analyses at the LHC deal with final states involving tau leptons with high transverse momentum. One example is searches for heavy neutral and charged Higgs bosons, predicted by models with an extended Higgs sector. The identification efficiency of genuine τ_h candidates with high transverse momentum ($p_T > 100$ GeV) can be measured using a sample of events in which a highly virtual W boson ($m_{W^*} > 200$ GeV) is produced at small transverse momentum (and thus has little hadronic activity) and decays into a tau lepton and a tau neutrino, $W^* \rightarrow \tau\nu_\tau$.

The measurement of the τ_h identification efficiency scale factors relies on two samples. The data-simulation corrections for the τ_h identification efficiency are extracted from a measurement region that is enriched in $W^* \rightarrow \tau\nu_\tau$ events. Additionally, a control region dominated by $W^* \rightarrow \mu\nu_\mu$ events is used to constrain the normalization of the W^* process in the $m_{W^*} > 200$ GeV phase space. The measurement is performed in two bins of τ_h transverse momentum: $100 < p_T < 200$ GeV and $p_T > 200$ GeV.

The $W^* \rightarrow \tau\nu_\tau$ sample is selected with the trigger requiring reconstructed p_T^{miss} to be greater than 120 GeV, whereas the control sample of $W^* \rightarrow \mu\nu_\mu$ decays is selected with a single-muon trigger with p_T threshold of 27 GeV. Selection of the $W^* \rightarrow \tau\nu_\tau$ sample requires a τ_h candidate with $p_T > 100$ GeV and $|\eta| < 2.3$. Events selected in the $W^* \rightarrow \mu\nu_\mu$ sample must contain an isolated prompt muon with $p_T > 120$ GeV and $|\eta| < 2.1$. In both the measurement and control regions, the reconstructed p_T^{miss} must exceed 130 GeV and $m_T(p_T^\ell, p_T^{\text{miss}})$ must be greater than 120 GeV, where ℓ denotes a μ or τ , respectively. The azimuthal angle difference between \vec{p}_T^{miss} and the \vec{p}_T of the muon or τ_h candidate must be greater than 2.8 to select events in which the lepton and neutrino are expected to be back-to-back. Finally, events with additional light leptons and jets are vetoed.

Modelling of the physics processes contributing to the control and measurement regions with genuine leptons (muon or τ_h) is based on simulation. Backgrounds with jets misidentified as genuine τ_h are estimated with the fake factor (F_F) method. The F_F is defined as the ratio of the probability for a jet to pass nominal τ_h identification criteria over the probability for it to pass some relaxed criteria but fail the nominal selection. We measure F_F as a function of the τ_h candidate p_T , as well as the

p_T ratio between the τ_h candidate and the jet seeding the τ_h reconstruction. The measurement is performed with control samples of $W(\rightarrow \mu\nu_\mu) + \text{jet}$ and dijet events. Each F_F is used to extrapolate the misidentified jets background from a dedicated control region defined using the same selection as in the measurement region with the exception that the τ_h candidate is required to pass a relaxed identification criterion, but fail the nominal one. Estimate of the background from jets misidentified as τ_h is obtained by applying F_F 's as weights to events in this control region.

The τ_h identification scale factors are extracted from the binned maximum likelihood fit applied to distributions of $m_T(p_T^\ell, p_T^{\text{miss}})$ simultaneously in the control and two measurement regions, split by τ_h candidate p_T . The fit is performed with three unconstrained rate parameters. One of them simultaneously scales the yields of simulated $W^* \rightarrow \mu\nu_\mu$ and $W^* \rightarrow \tau\nu_\tau$ events in the control and measurement regions respectively. This rate parameter accounts for the fiducial cross section of W^* production in the phase space probed by the measurement. The other two rate parameters scale the yield of simulated events with genuine τ_h separately in two measurement regions, $100 < p_T < 200$ GeV and $p_T > 200$ GeV. These two parameters are interpreted as the τ_h identification efficiency scale factors for two p_T bins.

Theoretical and instrumental uncertainties affecting the measurement are incorporated in the fit via penalty terms for additional nuisance parameters in the likelihood function. The largest theoretical uncertainty is related to the modelling of the differential mass lineshape in the W^* production. It is estimated following the prescription in ref. [70]. The variation in the simulated shape of the m_{W^*} distribution ranges from 2% at $m_{W^*} = 200$ GeV to 6% for $m_{W^*} > 1$ TeV. Uncertainties in F_F modify yields of the misidentified jets background sample by between 10 and 20% across different bins of the $m_T(p_T^{\tau_h}, p_T^{\text{miss}})$ distribution in the low- p_T measurement bin, and by between 20 and 30% in the high- p_T measurement bin.

A conservative uncertainty of 5% is assigned to the τ_h momentum scale and decorrelated across different τ_h decay modes. Uncertainties in the jet and unclustered energy scales affect the efficiency of the jet veto and reconstruction of p_T^{miss} . These uncertainties lead to variations in the simulated $m_T(p_T^{\tau_h}, p_T^{\text{miss}})$ distributions by between 5 and 10%. Other uncertainties have a smaller impact on the measurement.

Measured scale factors are found to be consistent with unity within the measurement uncertainties, as shown in figure 17. For the p_T bin of $100 < p_T < 200$ GeV ($p_T > 200$ GeV) the uncertainty is 8–12% (10–16%) depending on the chosen working point of DEEPTAU discriminator and data-taking period. It should be noted that the domain adaptation of the updated version of the DEEPTAU tagger does not specifically target high- p_T tau leptons. As a consequence, equally good consistency of scale factors with unity is observed for both DEEPTAU v2.1 and DEEPTAU v2.5.

Figure 18 illustrates the measurement performed in the 2022 dataset. It presents distributions of $m_T(p_T^{\tau_h}, p_T^{\text{miss}})$ obtained before and after applying the maximum likelihood fit. Results are shown for a representative choice of the DEEPTAU working points: Medium D_{jet} , Tight D_μ , and Tight D_e . Good agreement between data and simulation is observed for high- p_T tau leptons before corrections, with dedicated scale factors providing further refinement.

7 Summary

In this paper, the newly deployed version of the DEEPTAU algorithm, v2.5, used to discriminate τ_h candidates from quark or gluon jets and electrons and muons, has been introduced. This deep

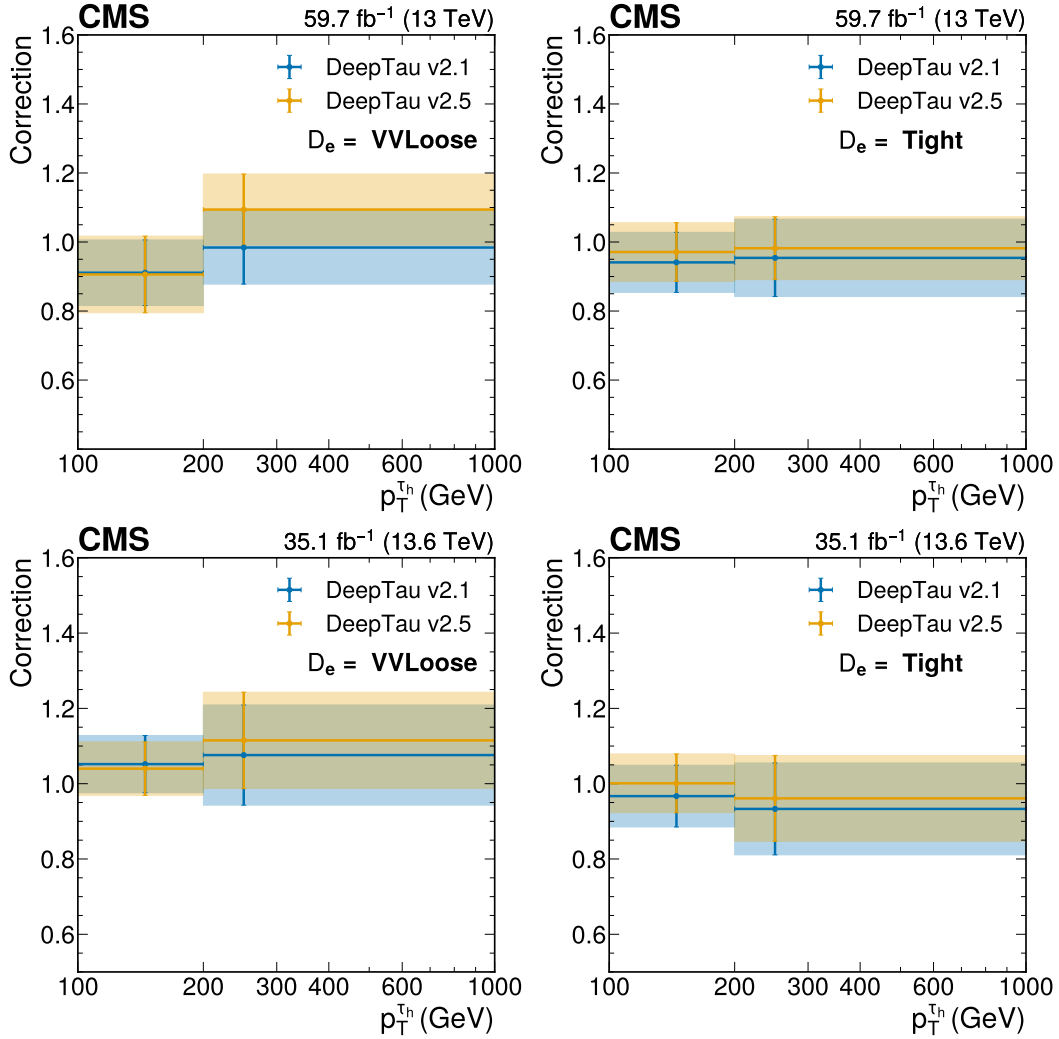


Figure 17. The high- p_T τ_h identification efficiency scale factors as a function of $\tau_h p_T$ for D_{jet} Medium, D_{μ} Tight and D_e VVLoose (left) and Tight (right) discriminators (see table 2). The scale factors are measured for the 2018 (top) and 2022 (bottom) datasets.

convolutional neural network exhibits improved performance with respect to its predecessor, reducing the jet misidentification rate by 30–50% for a given τ_h reconstruction and identification efficiency. The implementation of domain adaptation by backpropagation has reduced performance discrepancies between collision data and simulation, decreasing the necessary residual corrections by 5%. The domain adaptation was introduced by including an adversarial subnetwork in the gradient calculation of the neural network. This adversarial subnetwork was designed to discriminate between collision data and simulations, running in parallel with the τ_h classification task. The DEEPTAU algorithm, trained using both collision data and simulated samples, is able to maximize the τ_h classification performance, while minimizing the data-simulation discrepancies.

The DEEPTAU v2.5 algorithm was trained on simulated proton-proton collision data corresponding to the 2018 data-taking conditions, as well as on real collision data collected during the same year containing $Z \rightarrow \tau\tau$ decays, which was used for domain adaptation. The algorithm has been validated using 2018

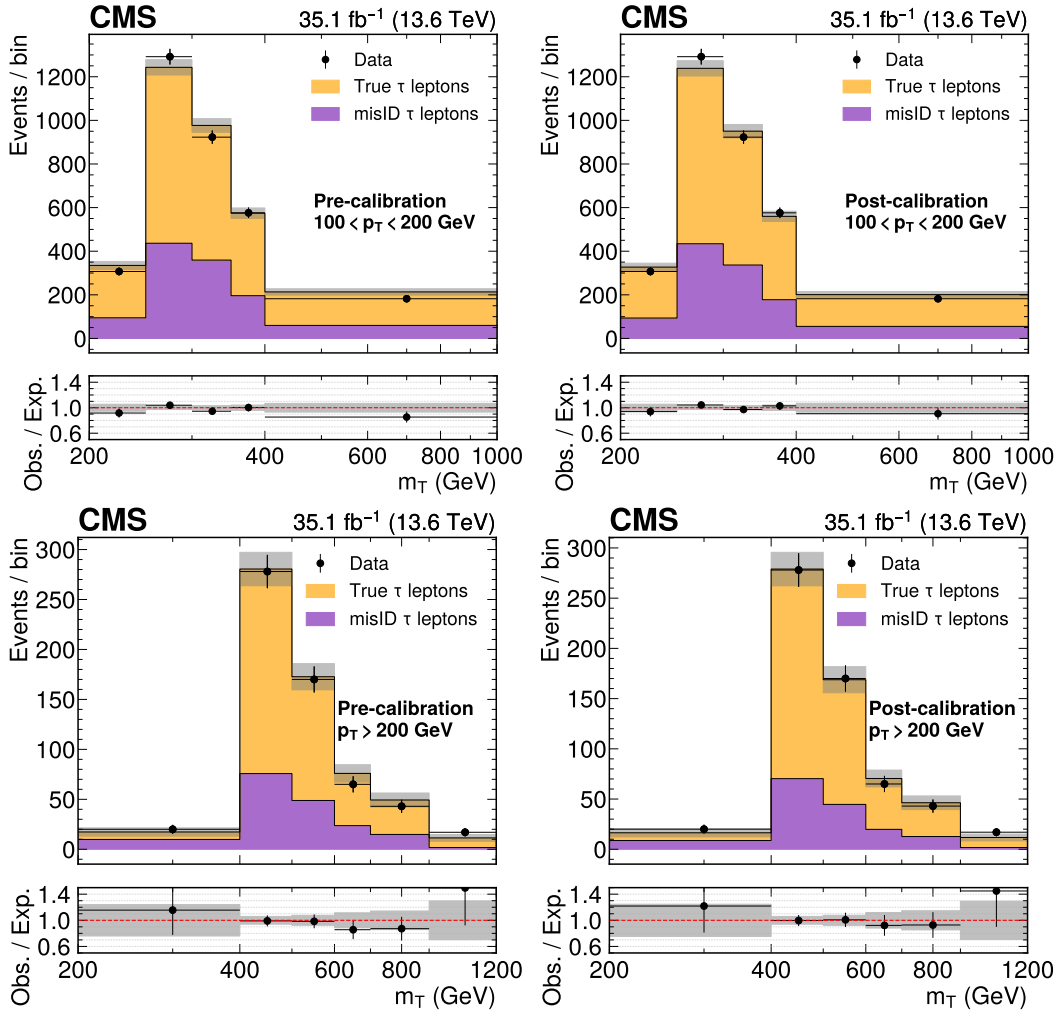


Figure 18. Prefit (left plots) and postfit (right plots) distribution of $m_T(p_T^{\tau_h}, p_T^{\text{miss}})$ for p_T bins of $100 < p_T < 200$ GeV (upper plots) and $p_T > 200$ GeV (lower plots) in the 2022 dataset. Distributions are obtained for a combination of D_{jet} Medium, D_{μ} Tight and D_e Tight discriminators (see table 2).

and 2022 collision data. The observed τ_h efficiencies were found to agree with the expected efficiencies from simulated events within 10% for 2018 and 15% for 2022. This agreement is improved with respect to the previous iteration of the algorithm and confirms the effectiveness of domain adaptation. The algorithm has been introduced to be used in CMS physics analyses using data recorded from 2022 onwards.

Acknowledgments

We congratulate our colleagues in the CERN accelerator departments for the excellent performance of the LHC and thank the technical and administrative staffs at CERN and at other CMS institutes for their contributions to the success of the CMS effort. In addition, we gratefully acknowledge the computing centres and personnel of the Worldwide LHC Computing Grid and other centres for delivering so effectively the computing infrastructure essential to our analyses. Finally, we acknowledge the enduring support for the construction and operation of the LHC, the CMS detector, and the supporting computing

infrastructure provided by the following funding agencies: SC (Armenia), BMBWF and FWF (Austria); FNRS and FWO (Belgium); CNPq, CAPES, FAPERJ, FAPERGS, and FAPESP (Brazil); MES and BNSF (Bulgaria); CERN; CAS, MoST, and NSFC (China); MINCIENCIAS (Colombia); MSES and CSF (Croatia); RIF (Cyprus); SENESCYT (Ecuador); ERC PRG, TARISTU24-TK10 and MoER TK202 (Estonia); Academy of Finland, MEC, and HIP (Finland); CEA and CNRS/IN2P3 (France); SRNSF (Georgia); BMFTR, DFG, and HGF (Germany); GSRI (Greece); NKFIH (Hungary); DAE and DST (India); IPM (Iran); SFI (Ireland); INFN (Italy); MSIT and NRF (Republic of Korea); MES (Latvia); LMTLT (Lithuania); MOE and UM (Malaysia); BUAP, CINVESTAV, CONACYT, LNS, SEP, and UASLP-FAI (Mexico); MOS (Montenegro); MBIE (New Zealand); PAEC (Pakistan); MES, NSC, and NAWA (Poland); FCT (Portugal); MESTD (Serbia); MICIU/AEI and PCTI (Spain); MOSTR (Sri Lanka); Swiss Funding Agencies (Switzerland); MST (Taipei); MHESI (Thailand); TUBITAK and TENMAK (Türkiye); NASU (Ukraine); STFC (United Kingdom); DOE and NSF (U.S.A.).

Individuals have received support from the Marie-Curie programme and the European Research Council and Horizon 2020 Grant, contract Nos. 675440, 724704, 752730, 758316, 765710, 824093, 101115353, 101002207, 101001205, and COST Action CA16108 (European Union); the Leventis Foundation; the Alfred P. Sloan Foundation; the Alexander von Humboldt Foundation; the Science Committee, project no. 22rl-037 (Armenia); the Fonds pour la Formation à la Recherche dans l'Industrie et dans l'Agriculture (FRIA) and Fonds voor Wetenschappelijk Onderzoek contract No. 1228724N (Belgium); the Beijing Municipal Science & Technology Commission, No. Z191100007219010, the Fundamental Research Funds for the Central Universities, the Ministry of Science and Technology of China under Grant No. 2023YFA1605804, the Natural Science Foundation of China under Grant No. 12061141002, 12535004, and USTC Research Funds of the Double First-Class Initiative No. YD2030002017 (China); the Ministry of Education, Youth and Sports (MEYS) of the Czech Republic; the Agence Nationale de la Recherche grant ANR-22-CE31-0002 and the Interdisciplinary Thematic Institute in Quantum Science and Nanomaterials (QMat) (France); the Shota Rustaveli National Science Foundation, grant FR-22-985 (Georgia); the Deutsche Forschungsgemeinschaft (DFG), among others, under Germany's Excellence Strategy — EXC 2121 “Quantum Universe” — 390833306, and under project number 400140256 — GRK2497; the Hellenic Foundation for Research and Innovation (HFRI), Project Number 2288 (Greece); the Hungarian Academy of Sciences, the New National Excellence Program — ÚNKP, the NKFIH research grants K 131991, K 133046, K 138136, K 143460, K 143477, K 146913, K 146914, K 147048, 2020-2.2.1-ED-2021-00181, TKP2021-NKTA-64, and 2021-4.1.2-NEMZ_KI-2024-00036 (Hungary); the Council of Science and Industrial Research, India; ICSC — National Research Centre for High Performance Computing, Big Data and Quantum Computing, FAIR — Future Artificial Intelligence Research, and CUP I53D23001070006 (Mission 4 Component 1), funded by the NextGenerationEU program (Italy); the Latvian Council of Science; the Ministry of Education and Science, project no. 2022/WK/14, and the National Science Center, contracts Opus 2021/41/B/ST2/01369, 2021/43/B/ST2/01552, 2023/49/B/ST2/03273, and the NAWA contract BPN/PPO/2021/1/00011 (Poland); the Fundação para a Ciência e a Tecnologia, grant CEECIND/01334/2018 (Portugal); the National Priorities Research Program by Qatar National Research Fund; MICIU/AEI/10.13039/501100011033, ERDF/EU, “European Union NextGenerationEU/PRTR”, and Programa Severo Ochoa del Principado de Asturias (Spain); the Chulalongkorn Academic into Its 2nd Century Project Advancement Project, the National Science, Research and Innovation Fund program IND_FF_68_369_2300_097, and the Program

Management Unit for Human Resources & Institutional Development, Research and Innovation, grant B39G680009 (Thailand); the Kavli Foundation; the Nvidia Corporation; the SuperMicro Corporation; the Welch Foundation, contract C-1845; and the Weston Havens Foundation (U.S.A.).

A Loss function

The loss function is defined as:

$$\begin{aligned}
 L(\mathbf{y}^{\text{true}}, \mathbf{y}^{\text{pred}}) = & \underbrace{\kappa_{\tau} H_{\tau}(\mathbf{y}^{\text{true}}, \mathbf{y}^{\text{pred}}; \omega)}_{\text{Separation for all } \alpha} \\
 & + \underbrace{(\kappa_e + \kappa_{\mu} + \kappa_j) \bar{F}_{\text{cmb}}(1 - y_{\tau}^{\text{true}}, 1 - y_{\tau}^{\text{pred}}; \gamma_{\text{cmb}})}_{\text{Focused separation of e, } \mu, \text{ jet from } \tau_h} \\
 & + \underbrace{\kappa_F \sum_{i \in \{e, \mu, j\}} \kappa_i \hat{\theta}(y_{\tau} - 0.1) \bar{F}_i(y_i^{\text{true}}, y_i^{\text{pred}}; \gamma_i)}_{\text{Focused separation of } \tau_h \text{ from e, } \mu, \text{ jet for } y_{\tau} > 0.1},
 \end{aligned} \tag{A.1}$$

where \mathbf{y}^{pred} and \mathbf{y}^{true} are the predictions and generator-level truth, respectively; H_{τ} is the categorical cross-entropy loss with ω a varying parameter for sample normalization; \bar{F}_x is the normalized focal loss; $\hat{\theta}$ is a smoothed step function that approaches 1 for $y_{\tau} > 0.1$ and 0 for $y_{\tau} < 0.1$. This step function disregards the discrimination between e, μ , and jets when the probability of a genuine τ_h is low. The default values of the κ and γ terms are given in table 3.

The κ values affect the relative importance of predicting each class correctly. During the domain adaptation training, these constants were set to $\kappa_e = 2$, $\kappa_{\mu} = 5$, $\kappa_{\tau} = 6$, and $\kappa_j = 1$ in order to reduce the degraded performance of τ_h classification.

Table 3. Default values of the parameters used in the classification loss function for DEEPTAU training.

| Parameter | Value | Emphasis on |
|-----------------------|-------|---|
| κ_e | 0.4 | e separation |
| κ_{μ} | 1.0 | μ separation |
| κ_{τ} | 2.0 | τ_h separation |
| κ_j | 0.6 | Jet separation |
| κ_F | 5.0 | High τ_h identification efficiency |
| γ_e | 2.0 | e separation |
| γ_{μ} | 2.0 | μ separation |
| γ_j | 2.0 | Jet separation |
| γ_{cmb} | 0.5 | e, μ , jet separation combined |

Data Availability Statement. Release and preservation of data used by the CMS Collaboration as the basis for publications is guided by the [CMS data preservation, re-use, and open access policy](#).

Code Availability Statement. The CMS core software is publicly available on [GitHub](#).

References

- [1] CMS collaboration, *Observation of the Higgs boson decay to a pair of τ leptons with the CMS detector*, *Phys. Lett. B* **779** (2018) 283 [[arXiv:1708.00373](#)].
- [2] CMS collaboration, *Search for Higgs boson pair production in events with two bottom quarks and two tau leptons in proton-proton collisions at $\sqrt{s} = 13$ TeV*, *Phys. Lett. B* **778** (2018) 101 [[arXiv:1707.02909](#)].
- [3] ATLAS collaboration, *Cross-section measurements of the Higgs boson decaying into a pair of τ -leptons in proton-proton collisions at $\sqrt{s} = 13$ TeV with the ATLAS detector*, *Phys. Rev. D* **99** (2019) 072001 [[arXiv:1811.08856](#)].
- [4] ATLAS collaboration, *Search for resonant and non-resonant Higgs boson pair production in the $b\bar{b}\tau^+\tau^-$ decay channel in pp collisions at $\sqrt{s} = 13$ TeV with the ATLAS detector*, *Phys. Rev. Lett.* **121** (2018) 191801 [*Erratum ibid.* **122** (2019) 089901] [[arXiv:1808.00336](#)].
- [5] ATLAS collaboration, *Test of CP invariance in vector-boson fusion production of the Higgs boson in the $H \rightarrow \tau\tau$ channel in proton-proton collisions at $\sqrt{s} = 13$ TeV with the ATLAS detector*, *Phys. Lett. B* **805** (2020) 135426 [[arXiv:2002.05315](#)].
- [6] CMS collaboration, *Search for additional neutral MSSM Higgs bosons in the $\tau\tau$ final state in proton-proton collisions at $\sqrt{s} = 13$ TeV*, *JHEP* **09** (2018) 007 [[arXiv:1803.06553](#)].
- [7] ATLAS collaboration, *Search for charged Higgs bosons decaying via $H^\pm \rightarrow \tau^\pm\nu_\tau$ in the τ +jets and τ +lepton final states with 36fb^{-1} of pp collision data recorded at $\sqrt{s} = 13$ TeV with the ATLAS experiment*, *JHEP* **09** (2018) 139 [[arXiv:1807.07915](#)].
- [8] CMS collaboration, *Search for an exotic decay of the Higgs boson to a pair of light pseudoscalars in the final state with two b quarks and two τ leptons in proton-proton collisions at $\sqrt{s} = 13$ TeV*, *Phys. Lett. B* **785** (2018) 462 [[arXiv:1805.10191](#)].
- [9] CMS collaboration, *Search for a heavy pseudoscalar Higgs boson decaying into a 125 GeV Higgs boson and a Z boson in final states with two tau and two light leptons at $\sqrt{s} = 13$ TeV*, *JHEP* **03** (2020) 065 [[arXiv:1910.11634](#)].
- [10] CMS collaboration, *Search for lepton flavour violating decays of a neutral heavy Higgs boson to $\mu\tau$ and $e\tau$ in proton-proton collisions at $\sqrt{s} = 13$ TeV*, *JHEP* **03** (2020) 103 [[arXiv:1911.10267](#)].
- [11] CMS collaboration, *Search for a low-mass $\tau^+\tau^-$ resonance in association with a bottom quark in proton-proton collisions at $\sqrt{s} = 13$ TeV*, *JHEP* **05** (2019) 210 [[arXiv:1903.10228](#)].
- [12] CMS collaboration, *Search for charged Higgs bosons in the $H^\pm \rightarrow \tau^\pm\nu_\tau$ decay channel in proton-proton collisions at $\sqrt{s} = 13$ TeV*, *JHEP* **07** (2019) 142 [[arXiv:1903.04560](#)].
- [13] ATLAS collaboration, *Search for heavy Higgs bosons decaying into two tau leptons with the ATLAS detector using pp collisions at $\sqrt{s} = 13$ TeV*, *Phys. Rev. Lett.* **125** (2020) 051801 [[arXiv:2002.12223](#)].
- [14] CMS collaboration, *Search for direct pair production of supersymmetric partners to the τ lepton in proton-proton collisions at $\sqrt{s} = 13$ TeV*, *Eur. Phys. J. C* **80** (2020) 189 [[arXiv:1907.13179](#)].
- [15] CMS collaboration, *Search for heavy neutrinos and third-generation leptoquarks in hadronic states of two τ leptons and two jets in proton-proton collisions at $\sqrt{s} = 13$ TeV*, *JHEP* **03** (2019) 170 [[arXiv:1811.00806](#)].
- [16] ATLAS collaboration, *Searches for third-generation scalar leptoquarks in $\sqrt{s} = 13$ TeV pp collisions with the ATLAS detector*, *JHEP* **06** (2019) 144 [[arXiv:1902.08103](#)].
- [17] CMS collaboration, *Analysis of the CP structure of the Yukawa coupling between the Higgs boson and τ leptons in proton-proton collisions at $\sqrt{s} = 13$ TeV*, *JHEP* **06** (2022) 012 [[arXiv:2110.04836](#)].

- [18] CMS collaboration, *The CMS Experiment at the CERN LHC*, 2008 *JINST* **3** S08004.
- [19] CMS collaboration, *Development of the CMS detector for the CERN LHC Run 3*, 2024 *JINST* **19** P05064 [[arXiv:2309.05466](#)].
- [20] CMS collaboration, *Performance of tau-lepton reconstruction and identification in CMS*, 2012 *JINST* **7** P01001 [[arXiv:1109.6034](#)].
- [21] CMS collaboration, *Identification of hadronic tau lepton decays using a deep neural network*, 2022 *JINST* **17** P07023 [[arXiv:2201.08458](#)].
- [22] Y. Ganin and V. Lempitsky, *Unsupervised Domain Adaptation by Backpropagation*, [arXiv:1409.7495](#).
- [23] CMS collaboration, *Performance of the CMS Level-1 trigger in proton-proton collisions at $\sqrt{s} = 13$ TeV*, 2020 *JINST* **15** P10017 [[arXiv:2006.10165](#)].
- [24] CMS collaboration, *The CMS trigger system*, 2017 *JINST* **12** P01020 [[arXiv:1609.02366](#)].
- [25] CMS collaboration, *Performance of the CMS high-level trigger during LHC Run 2*, 2024 *JINST* **19** P11021 [[arXiv:2410.17038](#)].
- [26] CMS collaboration, *Electron and photon reconstruction and identification with the CMS experiment at the CERN LHC*, 2021 *JINST* **16** P05014 [[arXiv:2012.06888](#)].
- [27] CMS collaboration, *Performance of the CMS muon detector and muon reconstruction with proton-proton collisions at $\sqrt{s} = 13$ TeV*, 2018 *JINST* **13** P06015 [[arXiv:1804.04528](#)].
- [28] CMS collaboration, *Description and Performance of Track and Primary-Vertex Reconstruction with the CMS Tracker*, 2014 *JINST* **9** P10009 [[arXiv:1405.6569](#)].
- [29] J. Alwall et al., *The automated computation of tree-level and next-to-leading order differential cross sections, and their matching to parton shower simulations*, *JHEP* **07** (2014) 079 [[arXiv:1405.0301](#)].
- [30] J. Alwall et al., *Comparative study of various algorithms for the merging of parton showers and matrix elements in hadronic collisions*, *Eur. Phys. J. C* **53** (2008) 473 [[arXiv:0706.2569](#)].
- [31] P. Nason, *A new method for combining NLO QCD with shower Monte Carlo algorithms*, *JHEP* **11** (2004) 040 [[hep-ph/0409146](#)].
- [32] S. Frixione, P. Nason and C. Oleari, *Matching NLO QCD computations with Parton Shower simulations: the POWHEG method*, *JHEP* **11** (2007) 070 [[arXiv:0709.2092](#)].
- [33] S. Alioli, P. Nason, C. Oleari and E. Re, *A general framework for implementing NLO calculations in shower Monte Carlo programs: the POWHEG BOX*, *JHEP* **06** (2010) 043 [[arXiv:1002.2581](#)].
- [34] R. Frederix and S. Frixione, *Merging meets matching in MC@NLO*, *JHEP* **12** (2012) 061 [[arXiv:1209.6215](#)].
- [35] S. Frixione, P. Nason and G. Ridolfi, *A Positive-weight next-to-leading-order Monte Carlo for heavy flavour hadroproduction*, *JHEP* **09** (2007) 126 [[arXiv:0707.3088](#)].
- [36] J.M. Campbell, R.K. Ellis, P. Nason and E. Re, *Top-Pair Production and Decay at NLO Matched with Parton Showers*, *JHEP* **04** (2015) 114 [[arXiv:1412.1828](#)].
- [37] S. Alioli, P. Nason, C. Oleari and E. Re, *NLO single-top production matched with shower in POWHEG: s- and t-channel contributions*, *JHEP* **09** (2009) 111 [Erratum *ibid.* **02** (2010) 011] [[arXiv:0907.4076](#)].
- [38] E. Re, *Single-top Wt-channel production matched with parton showers using the POWHEG method*, *Eur. Phys. J. C* **71** (2011) 1547 [[arXiv:1009.2450](#)].
- [39] T. Sjöstrand et al., *An introduction to PYTHIA 8.2*, *Comput. Phys. Commun.* **191** (2015) 159 [[arXiv:1410.3012](#)].

- [40] Y. Li and F. Petriello, *Combining QCD and electroweak corrections to dilepton production in FEWZ*, *Phys. Rev. D* **86** (2012) 094034 [[arXiv:1208.5967](#)].
- [41] M. Czakon and A. Mitov, *Top++: A Program for the Calculation of the Top-Pair Cross-Section at Hadron Colliders*, *Comput. Phys. Commun.* **185** (2014) 2930 [[arXiv:1112.5675](#)].
- [42] P. Kant et al., *HatHor for single top-quark production: Updated predictions and uncertainty estimates for single top-quark production in hadronic collisions*, *Comput. Phys. Commun.* **191** (2015) 74 [[arXiv:1406.4403](#)].
- [43] CMS collaboration, *Event generator tunes obtained from underlying event and multiparton scattering measurements*, *Eur. Phys. J. C* **76** (2016) 155 [[arXiv:1512.00815](#)].
- [44] N. Davidson et al., *Universal Interface of TAUOLA Technical and Physics Documentation*, *Comput. Phys. Commun.* **183** (2012) 821 [[arXiv:1002.0543](#)].
- [45] GEANT4 collaboration, *GEANT4 — A Simulation Toolkit*, *Nucl. Instrum. Meth. A* **506** (2003) 250.
- [46] CMS collaboration, *Pileup mitigation at CMS in 13 TeV data*, *2020 JINST* **15** P09018 [[arXiv:2003.00503](#)].
- [47] CMS collaboration, *Particle-flow reconstruction and global event description with the CMS detector*, *2017 JINST* **12** P10003 [[arXiv:1706.04965](#)].
- [48] M. Cacciari, G.P. Salam and G. Soyez, *The anti- k_t jet clustering algorithm*, *JHEP* **04** (2008) 063 [[arXiv:0802.1189](#)].
- [49] M. Cacciari, G.P. Salam and G. Soyez, *FastJet User Manual*, *Eur. Phys. J. C* **72** (2012) 1896 [[arXiv:1111.6097](#)].
- [50] M. Cacciari and G.P. Salam, *Dispelling the N^3 myth for the k_t jet-finder*, *Phys. Lett. B* **641** (2006) 57 [[hep-ph/0512210](#)].
- [51] CMS collaboration, *Jet energy scale and resolution in the CMS experiment in pp collisions at 8 TeV*, *2017 JINST* **12** P02014 [[arXiv:1607.03663](#)].
- [52] CMS collaboration, *Performance of missing transverse momentum reconstruction in proton-proton collisions at $\sqrt{s} = 13$ TeV using the CMS detector*, *2019 JINST* **14** P07004 [[arXiv:1903.06078](#)].
- [53] CMS collaboration, *ECAL 2016 refined calibration and Run2 summary plots*, CMS-DP-2020-021 (2020), <https://cds.cern.ch/record/2717925>.
- [54] CMS collaboration, *Performance of reconstruction and identification of τ leptons decaying to hadrons and ν_τ in pp collisions at $\sqrt{s} = 13$ TeV*, *2018 JINST* **13** P10005 [[arXiv:1809.02816](#)].
- [55] CMS collaboration, *Performance of Electron Reconstruction and Selection with the CMS Detector in Proton-Proton Collisions at $\sqrt{s} = 8$ TeV*, *2015 JINST* **10** P06005 [[arXiv:1502.02701](#)].
- [56] D. Bertolini, P. Harris, M. Low and N. Tran, *Pileup Per Particle Identification*, *JHEP* **10** (2014) 059 [[arXiv:1407.6013](#)].
- [57] S. Ioffe and C. Szegedy, *Batch Normalization: Accelerating Deep Network Training by Reducing Internal Covariate Shift*, in the proceedings of the *32nd International Conference on Machine Learning*, Lille, France, July 6–11 (2015), p. 448 [[arXiv:1502.03167](#)].
- [58] K. He, X. Zhang, S. Ren and J. Sun, *Delving Deep into Rectifiers: Surpassing Human-Level Performance on ImageNet Classification*, in the proceedings of the *IEEE International Conference on Computer Vision*, Santiago, Chile, December 7–13 (2015) [[DOI:10.1109/ICCV.2015.123](#)] [[arXiv:1502.01852](#)].
- [59] I. Goodfellow, Y. Bengio and A. Courville, *Deep Learning*, MIT Press, Cambridge, MA, U.S.A. (2016), <http://www.deeplearningbook.org>.
















- [60] T.-Y. Lin et al., *Focal Loss for Dense Object Detection*, *IEEE Trans. Pattern Anal. Machine Intell.* **42** (2020) 318 [[arXiv:1708.02002](#)].
- [61] D.P. Kingma and J. Ba, *Adam: A Method for Stochastic Optimization*, in the proceedings of the *3th International Conference on Learning Representations*, San Diego, CA, U.S.A., May 7–9 (2015) [[arXiv:1412.6980](#)].
- [62] T. Dozat, *Incorporating Nesterov momentum into ADAM*, in the proceedings of the *4th International Conference on Learning Representations*, San Juan, Puerto Rico, May 2–4 (2016).
- [63] M. Abadi et al., *TensorFlow: Large-Scale Mach. Learn. on Heterogeneous Distributed Systems*, [[arXiv:1603.04467](#)].
- [64] D. Anderson, J.-R. Vlimant and M. Spiropulu, *An MPI-Based Python Framework for Distributed Training with Keras*, in the proceedings of the *International Conference for High Performance Computing, Networking, Storage and Analysis*, Online Conference, U.S.A., November 9–19 (2020) [[arXiv:1712.05878](#)].
- [65] CMS collaboration, *A deep neural network to search for new long-lived particles decaying to jets*, *Mach. Learn. Sci. Tech.* **1** (2020) 035012 [[arXiv:1912.12238](#)].
- [66] L. Russell, *Identification of Hadronic Tau Lepton Decays with Domain Adaptation using Adversarial Mach. Learn. at CMS*, M.Sc. thesis, Imperial College, London, U.K. (2022).
- [67] CMS collaboration, *Measurements of Inclusive W and Z Cross Sections in pp Collisions at $\sqrt{s} = 7$ TeV*, *JHEP* **01** (2011) 080 [[arXiv:1012.2466](#)].
- [68] CMS collaboration, *The CMS Statistical Analysis and Combination Tool: Combine*, *Comput. Softw. Big Sci.* **8** (2024) 19 [[arXiv:2404.06614](#)].
- [69] M. Baak, S. Gadatsch, R. Harrington and W. Verkerke, *Interpolation between multi-dimensional histograms using a new non-linear moment morphing method*, *Nucl. Instrum. Meth. A* **771** (2015) 39 [[arXiv:1410.7388](#)].
- [70] CMS collaboration, *Search for W' decaying to tau lepton and neutrino in proton-proton collisions at $\sqrt{s} = 8$ TeV*, *Phys. Lett. B* **755** (2016) 196 [[arXiv:1508.04308](#)].

The CMS collaboration

Yerevan Physics Institute, Yerevan, Armenia

A. Hayrapetyan, V. Makarenko , A. Tumasyan ¹



















Institut für Hochenergiephysik, Vienna, Austria

W. Adam , J.W. Andrejkovic , L. Benato , T. Bergauer , M. Dragicevic , C. Giordano , P.S. Hussain , M. Jeitler ², N. Krammer , A. Li , D. Liko , M. Matthewman , I. Mikulec , J. Schieck ², R. Schöfbeck ², D. Schwarz , M. Shooshitari , M. Sonawane , W. Waltenberger , C.-E. Wulz ²


















Universiteit Antwerpen, Antwerpen, Belgium

T. Janssen , H. Kwon , D. Ocampo Henao , T. Van Laer , P. Van Mechelen 

Vrije Universiteit Brussel, Brussel, Belgium

J. Bierkens , N. Breugelmans , J. D'Hondt , S. Dansana , A. De Moor , M. Delcourt , F. Heyen , Y. Hong , P. Kashko , S. Lowette , I. Makarenko , D. Müller , J. Song , S. Tavernier , M. Tytgat ³, G.P. Van Onsem , S. Van Putte , D. Vannerom 





Université Libre de Bruxelles, Bruxelles, Belgium

B. Bilin , B. Clerbaux , A.K. Das , I. De Bruyn , G. De Lentdecker , H. Evard , L. Favart , P. Gianneios , A. Khalilzadeh , F.A. Khan , A. Malara , M.A. Shahzad , L. Thomas , M. Vanden Bemden , C. Vander Velde , P. Vanlaer , F. Zhang 

Ghent University, Ghent, Belgium

M. De Coen , D. Dobur , G. Gokbulut , J. Knolle , L. Lambrecht , D. Marckx , K. Skovpen , N. Van Den Bossche , J. van der Linden , J. Vandenbroeck , L. Wezenbeek 






















Université Catholique de Louvain, Louvain-la-Neuve, Belgium

S. Bein , A. Benecke , A. Bethani , G. Bruno , A. Cappati , J. De Favereau De Jeneret , C. Delaere , A. Giammanco , A.O. Guzel , V. Lemaitre , J. Lidrych , P. Malek , P. Mastrapasqua , S. Turkcapar 

Centro Brasileiro de Pesquisas Fisicas, Rio de Janeiro, Brazil

G.A. Alves , M. Barroso Ferreira Filho , E. Coelho , C. Hensel , T. Menezes De Oliveira , C. Mora Herrera ⁴, P. Rebello Teles , M. Soeiro , E.J. Tonelli Manganote ⁵, A. Vilela Pereira ⁴








Universidade do Estado do Rio de Janeiro, Rio de Janeiro, Brazil

W.L. Aldá Júnior , H. Brandao Malbouisson , W. Carvalho , J. Chinellato ⁶, M. Costa Reis , E.M. Da Costa , G.G. Da Silveira ⁷, D. De Jesus Damiao , S. Fonseca De Souza , R. Gomes De Souza , S. S. Jesus , T. Laux Kuhn ⁷, M. Macedo , K. Mota Amarilo , L. Mundim , H. Nogima , J.P. Pinheiro , A. Santoro , A. Sznajder , M. Thiel , F. Torres Da Silva De Araujo ⁸

Universidade Estadual Paulista, Universidade Federal do ABC, São Paulo, Brazil

C.A. Bernardes ⁷, T.R. Fernandez Perez Tomei , E.M. Gregores , B. Lopes Da Costa , I. Maietto Silverio , P.G. Mercadante , S.F. Novaes , B. Orzari , Sandra S. Padula , V. Scheurer


Institute for Nuclear Research and Nuclear Energy, Bulgarian Academy of Sciences, Sofia, Bulgaria

A. Aleksandrov , G. Antchev , P. Danev, R. Hadjiiska , P. Iaydjiev , M. Misheva , M. Shopova , G. Sultanov 

University of Sofia, Sofia, Bulgaria

A. Dimitrov , L. Litov , B. Pavlov , P. Petkov , A. Petrov 

Instituto De Alta Investigación, Universidad de Tarapacá, Casilla 7 D, Arica, Chile

S. Keshri , D. Laroze , S. Thakur 



Universidad Tecnica Federico Santa Maria, Valparaiso, Chile

W. Brooks 















Beihang University, Beijing, China

T. Cheng , T. Javaid , L. Wang , L. Yuan 













Department of Physics, Tsinghua University, Beijing, China

Z. Hu , Z. Liang, J. Liu, X. Wang 

Institute of High Energy Physics, Beijing, China

G.M. Chen ⁹, H.S. Chen ⁹, M. Chen ⁹, Y. Chen , Q. Hou , X. Hou, F. Iemmi , C.H. Jiang, A. Kapoor ¹⁰, H. Liao , G. Liu , Z.-A. Liu ¹¹, J.N. Song¹¹, S. Song, J. Tao , C. Wang⁹, J. Wang , H. Zhang , J. Zhao 

State Key Laboratory of Nuclear Physics and Technology, Peking University, Beijing, China

A. Agapitos , Y. Ban , A. Carvalho Antunes De Oliveira , S. Deng , B. Guo, Q. Guo, C. Jiang , A. Levin , C. Li , Q. Li , Y. Mao, S. Qian, S.J. Qian , X. Qin, X. Sun , D. Wang , J. Wang, H. Yang, M. Zhang, Y. Zhao, C. Zhou 

State Key Laboratory of Nuclear Physics and Technology, Institute of Quantum Matter, South China Normal University, Guangzhou, China

S. Yang 

Sun Yat-Sen University, Guangzhou, China

Z. You 

University of Science and Technology of China, Hefei, China



































K. Jaffel , N. Lu 



















































































































Nanjing Normal University, Nanjing, China

G. Bauer^{12,13}, B. Li¹⁴, H. Wang , K. Yi ¹⁵, J. Zhang 

Institute of Modern Physics and Key Laboratory of Nuclear Physics and Ion-beam Application (MOE) — Fudan University, Shanghai, China

Y. Li






















Zhejiang University, Hangzhou, Zhejiang, ChinaZ. Lin , C. Lu , M. Xiao ¹⁶**Universidad de Los Andes, Bogota, Colombia**C. Avila , D.A. Barbosa Trujillo , A. Cabrera , C. Florez , J. Fraga , J.A. Reyes Vega**Universidad de Antioquia, Medellin, Colombia**C. Rendón , M. Rodriguez , A.A. Ruales Barbosa , J.D. Ruiz Alvarez **University of Split, Faculty of Electrical Engineering, Mechanical Engineering and Naval Architecture, Split, Croatia**N. Godinovic , D. Lelas , A. Sculac **University of Split, Faculty of Science, Split, Croatia**M. Kovac , A. Petkovic , T. Sculac **Institute Rudjer Boskovic, Zagreb, Croatia**P. Bargassa , V. Brigljevic , B.K. Chitroda , D. Ferencek , K. Jakovic, A. Starodumov , T. Susa **University of Cyprus, Nicosia, Cyprus**A. Attikis , K. Christoforou , A. Hadjiagapiou, C. Leonidou , C. Nicolaou, L. Paizanos , F. Ptochos , P.A. Razis , H. Rykaczewski, H. Saka , A. Stepennov **Charles University, Prague, Czech Republic**M. Finger [†], M. Finger Jr. **Escuela Politecnica Nacional, Quito, Ecuador**E. Ayala **Universidad San Francisco de Quito, Quito, Ecuador**E. Carrera Jarrin **Academy of Scientific Research and Technology of the Arab Republic of Egypt, Egyptian Network of High Energy Physics, Cairo, Egypt**S. Khalil ¹⁷, E. Salama ^{18,19}**Center for High Energy Physics (CHEP-FU), Fayoum University, El-Fayoum, Egypt**M. Abdullah Al-Mashad , A. Hussein, H. Mohammed **National Institute of Chemical Physics and Biophysics, Tallinn, Estonia**K. Ehataht , M. Kadastik, T. Lange , C. Nielsen , J. Pata , M. Raidal , N. Seeba , L. Tani **Department of Physics, University of Helsinki, Helsinki, Finland**A. Milieva , K. Osterberg , M. Voutilainen **Helsinki Institute of Physics, Helsinki, Finland**N. Bin Norjoharuddeen , E. Brücken , F. Garcia , P. Inkaew , K.T.S. Kallonen , R. Kumar Verma , T. Lampén , K. Lassila-Perini , B. Lehtela , S. Lehti , T. Lindén , N.R. Mancilla Xinto , M. Myllymäki , M.m. Rantanen , S. Saariokari , N.T. Toikka , J. Tuominiemi

Lappeenranta-Lahti University of Technology, Lappeenranta, FinlandH. Kirschenmann , P. Luukka , H. Petrow **IRFU, CEA, Université Paris-Saclay, Gif-sur-Yvette, France**M. Besancon , F. Couderc , M. Dejardin , D. Denegri, P. Devouge, J.L. Faure , F. Ferri , P. Gaigne, S. Ganjour , P. Gras , G. Hamel de Monchenault , M. Kumar , V. Lohezic , J. Malcles , F. Orlandi , L. Portales , S. Ronchi , M.Ö. Sahin , A. Savoy-Navarro ²⁰, P. Simkina , M. Titov , M. Tornago **Laboratoire Leprince-Ringuet, CNRS/IN2P3, Ecole Polytechnique, Institut Polytechnique de Paris, Palaiseau, France**F. Beaudette , G. Boldrini , P. Busson , C. Charlot , M. Chiusi , T.D. Cuisset , F. Damas , O. Davignon , A. De Wit , T. Debnath , I.T. Ehle , B.A. Fontana Santos Alves , S. Ghosh , A. Gilbert , R. Granier de Cassagnac , L. Kalipoliti , M. Manoni , M. Nguyen , S. Obraztsov , C. Ochando , R. Salerno , J.B. Sauvan , Y. Sirois , G. Sokmen, L. Urda Gómez , A. Zabi , A. Zghiche **Université de Strasbourg, CNRS, IPHC UMR 7178, Strasbourg, France**J.-L. Agram ²¹, J. Andrea , D. Bloch , J.-M. Brom , E.C. Chabert , C. Collard , G. Coulon, S. Falke , U. Goerlach , R. Haeberle , A.-C. Le Bihan , M. Meena , O. Poncet , G. Saha , P. Vaucelle **Centre de Calcul de l'Institut National de Physique Nucleaire et de Physique des Particules, CNRS/IN2P3, Villeurbanne, France**A. Di Florio **Institut de Physique des 2 Infinis de Lyon (IP2I), Villeurbanne, France**D. Amram, S. Beauceron , B. Blancon , G. Boudoul , N. Chanon , D. Contardo , P. Depasse , C. Dozen ²², H. El Mamouni, J. Fay , S. Gascon , M. Gouzevitch , C. Greenberg , G. Grenier , B. Ille , E. Jourdhuy, I.B. Laktineh, M. Lethuillier , B. Massoteau , L. Mirabito, A. Purohit , M. Vander Donckt , J. Xiao **Georgian Technical University, Tbilisi, Georgia**I. Bagaturia ²³, I. Lomidze , Z. Tsamalaidze ²⁴**RWTH Aachen University, I. Physikalisches Institut, Aachen, Germany**V. Botta , S. Consuegra Rodríguez , L. Feld , K. Klein , M. Lipinski , D. Meuser , P. Nattland , V. Oppenländer, A. Pauls , D. Pérez Adán , N. Röwert , M. Teroerde **RWTH Aachen University, III. Physikalisches Institut A, Aachen, Germany**C. Daumann, S. Diekmann , A. Dodonova , N. Eich , D. Eliseev , F. Engelke , J. Erdmann , M. Erdmann , B. Fischer , T. Hebbeker , K. Hoepfner , F. Ivone , A. Jung , N. Kumar , M.y. Lee , F. Mausolf , M. Merschmeyer , A. Meyer , F. Nowotny, A. Pozdnyakov , W. Redjeb , H. Reithler , U. Sarkar , V. Sarkisovi , A. Schmidt , C. Seth, A. Sharma , J.L. Spah , V. Vaulin, S. Zaleski**RWTH Aachen University, III. Physikalisches Institut B, Aachen, Germany**M.R. Beckers , C. Dziwok , G. Flügge , N. Hoeflich , T. Kress , A. Nowack , O. Pooth , A. Stahl , A. Zotz 






















Deutsches Elektronen-Synchrotron, Hamburg, Germany

H. Aarup Petersen , A. Abel, M. Aldaya Martin , J. Alimena , S. Amoroso, Y. An , I. Andreev , J. Bach , S. Baxter , M. Bayatmakou , H. Becerril Gonzalez , O. Behnke , A. Belvedere , F. Blekman ²⁵, K. Borrás ²⁶, A. Campbell , S. Chatterjee , L.X. Coll Saravia , G. Eckerlin, D. Eckstein , O. Filatov , E. Gallo ²⁵, A. Geiser , V. Guglielmi , M. Guthoff , A. Hinzmann , L. Jeppe , M. Kasemann , C. Kleinwort , R. Kogler , M. Komm , D. Krücker , W. Lange, D. Leyva Pernia , K.-Y. Lin , K. Lipka ²⁷, W. Lohmann ²⁸, J. Malvaso , R. Mankel , I.-A. Melzer-Pellmann , M. Mendizabal Morentin , A.B. Meyer , G. Milella , K. Moral Figueroa , A. Mussgiller , L.P. Nair , J. Niedziela , A. Nürnberg , J. Park , E. Ranken , A. Raspereza , D. Rastorguev , L. Rygaard , M. Scham ^{29,26}, S. Schnake ²⁶, P. Schütze , C. Schwanenberger ²⁵, D. Selivanova , K. Sharko , M. Shchedrolosiev , D. Stafford , M. Torkian, F. Vazzoler , A. Ventura Barroso , R. Walsh , D. Wang , Q. Wang , K. Wichmann, L. Wiens ²⁶, C. Wissing , Y. Yang , S. Zakharov, A. Zimmermann Castro Santos

University of Hamburg, Hamburg, Germany

A. Albrecht , A.R. Alves Andrade , M. Antonello , S. Bollweg, M. Bonanomi , K. El Morabit , Y. Fischer , M. Frahm, E. Garutti , A. Grohsjean , A.A. Guvenli , J. Haller , D. Hundhausen, G. Kasieczka , P. Keicher , R. Klanner , W. Korcari , T. Kramer , C.c. Kuo, F. Labe , J. Lange , A. Lobanov , L. Moureaux , M. Mrowietz, A. Nigamova , K. Nikolopoulos , Y. Nissan, A. Paasch , K.J. Pena Rodriguez , N. Prouvost, T. Quadfasel , B. Raciti , M. Rieger , D. Savoie , P. Schleper , M. Schröder , J. Schwandt , M. Sommerhalder , H. Stadie , G. Steinbrück , A. Tews, R. Ward , B. Wiederspan, M. Wolf









Karlsruher Institut fuer Technologie, Karlsruhe, Germany

S. Brommer , E. Butz , Y.M. Chen , T. Chwalek , A. Dierlamm , G.G. Dincer , U. Elicabuk, N. Faltermann , M. Giffels , A. Gottmann , F. Hartmann ³⁰, R. Hofsaess , M. Horzela , U. Husemann , J. Kieseler , M. Klute , R. Kunnilan Muhammed Rafeek, O. Lavoryk , J.M. Lawhorn , A. Lintuluoto , S. Maier , M. Mormile , Th. Müller , E. Pfeffer , M. Presilla , G. Quast , K. Rabbertz , B. Regnery , R. Schmieder, N. Shadskiy , I. Shvetsov , H.J. Simonis , L. Sowa , L. Stockmeier, K. Tauqeer, M. Toms , B. Topko , N. Trevisani , C. Verstege , T. Voigtländer , R.F. Von Cube , J. Von Den Driesch, M. Wassmer , R. Wolf , W.D. Zeuner , X. Zuo


Institute of Nuclear and Particle Physics (INPP), NCSR Demokritos, Aghia Paraskevi, Greece

G. Anagnostou , G. Daskalakis , A. Kyriakis 

National and Kapodistrian University of Athens, Athens, Greece

G. Melachroinos, Z. Painesis , I. Paraskevas , N. Saoulidou , K. Theofilatos , E. Tziaferi , E. Tzovara , K. Vellidis , I. Zisopoulos 






National Technical University of Athens, Athens, Greece

T. Chatzistavrou , G. Karapostoli , K. Kousouris , E. Siamarkou, G. Tsiopolitis 









University of Ioánnina, Ioánnina, Greece

I. Bestintzanos, I. Evangelou , C. Foudas, P. Katsoulis, P. Kokkas , P.G. Kosmoglou Kioseoglou , N. Manthos , I. Papadopoulos , J. Strogas 

HUN-REN Wigner Research Centre for Physics, Budapest, Hungary

D. Druzhkin , C. Hajdu , D. Horvath ^{31,32}, K. Márton, A.J. Rádl ³³, F. Sikler , V. Veszpremi 

MTA-ELTE Lendület CMS Particle and Nuclear Physics Group, Eötvös Loránd University, Budapest, Hungary

M. Csanád , K. Farkas , A. Fehérkuti ³⁴, M.M.A. Gadallah ³⁵, Á. Kadlecik , M. León Coello , G. Pásztor , G.I. Veres 

Faculty of Informatics, University of Debrecen, Debrecen, Hungary

B. Ujvari , G. Zilizi 













HUN-REN ATOMKI — Institute of Nuclear Research, Debrecen, Hungary

G. Bencze, S. Czellar, J. Molnar, Z. Szillasi









Karoly Robert Campus, MATE Institute of Technology, Gyongyos, Hungary

T. Csorgo ³⁴, F. Nemes ³⁴, T. Novak , I. Szanyi ³⁶

Panjab University, Chandigarh, India

S. Bansal , S.B. Beri, V. Bhatnagar , G. Chaudhary , S. Chauhan , N. Dhingra ³⁷, A. Kaur , A. Kaur , H. Kaur , M. Kaur , S. Kumar , T. Sheokand, J.B. Singh , A. Singla 


University of Delhi, Delhi, India

A. Bhardwaj , A. Chhetri , B.C. Choudhary , A. Kumar , A. Kumar , M. Naimuddin , S. Phor , K. Ranjan , M.K. Saini




University of Hyderabad, Hyderabad, India

S. Acharya ³⁸, B. Gomber ³⁸, B. Sahu ³⁸
















Indian Institute of Technology Kanpur, Kanpur, India

S. Mukherjee 

Saha Institute of Nuclear Physics, HBNI, Kolkata, India

S. Baradia , S. Bhattacharya , S. Das Gupta, S. Dutta , S. Dutta, S. Sarkar




Indian Institute of Technology Madras, Madras, India

M.M. Ameen , P.K. Behera , S. Chatterjee , G. Dash , A. Dattamunsi, P. Jana , P. Kalbhor , S. Kamble , J.R. Komaragiri ³⁹, T. Mishra , P.R. Pujahari , A.K. Sikdar , R.K. Singh , P. Verma , S. Verma , A. Vijay 











IISER Mohali, India, Mohali, India

B.K. Sirasva

Tata Institute of Fundamental Research-A, Mumbai, India

L. Bhatt, S. Dugad , G.B. Mohanty , M. Shelake , P. Suryadevara

Tata Institute of Fundamental Research-B, Mumbai, India

A. Bala , S. Banerjee , S. Barman ⁴⁰, R.M. Chatterjee, M. Guchait , Sh. Jain , A. Jaiswal, B.M. Joshi , S. Kumar , M. Maity ⁴⁰, G. Majumder , K. Mazumdar , S. Parolia , R. Saxena , A. Thachayath 

National Institute of Science Education and Research, An OCC of Homi Bhabha National Institute, Bhubaneswar, Odisha, India

S. Bahinipati ⁴¹, D. Maity ⁴², P. Mal , K. Naskar ⁴², A. Nayak ⁴², S. Nayak, K. Pal , R. Raturi, P. Sadangi, S.K. Swain , S. Varghese ⁴², D. Vats ⁴²

Indian Institute of Science Education and Research (IISER), Pune, India

A. Alpana , S. Dube , P. Hazarika , B. Kansal , A. Laha , R. Sharma , S. Sharma , K.Y. Vaish 









Indian Institute of Technology Hyderabad, Telangana, India

S. Ghosh 

Isfahan University of Technology, Isfahan, Iran

H. Bakhshiansohi ⁴³, A. Jafari ⁴⁴, V. Sedighzadeh Dalavi , M. Zeinali ⁴⁵


































Institute for Research in Fundamental Sciences (IPM), Tehran, Iran

S. Bashiri , S. Chenarani ⁴⁶, S.M. Etesami , Y. Hosseini , M. Khakzad , E. Khazaie , M. Mohammadi Najafabadi , S. Tizchang ⁴⁷



























University College Dublin, Dublin, Ireland

M. Felcini , M. Grunewald 

INFN Sezione di Bari^a, Università di Bari^b, Politecnico di Bari^c, Bari, Italy

M. Abbrescia ^{a,b}, M. Barbieri^{a,b}, M. Buonsante ^{a,b}, A. Colaleo ^{a,b}, D. Creanza ^{a,c}, B. D'Anzi ^{a,b}, N. De Filippis ^{a,c}, M. De Palma ^{a,b}, W. Elmetenawee ^{a,b,48}, N. Ferrara ^{a,c}, L. Fiore ^a, L. Longo ^{a,b}, M. Louka ^{a,b}, G. Maggi ^{a,c}, M. Maggi ^a, I. Margjeka ^a, V. Mastrapasqua ^{a,b}, S. My ^{a,b}, F. Nenna ^{a,b}, S. Nuzzo ^{a,b}, A. Pellecchia ^{a,b}, A. Pompili ^{a,b}, G. Pugliese ^{a,c}, R. Radogna ^{a,b}, D. Ramos ^a, A. Ranieri ^a, L. Silvestris ^a, F.M. Simone ^{a,c}, Ü. Sözbilir ^a, A. Stamerra ^{a,b}, D. Troiano ^{a,b}, R. Venditti ^{a,b}, P. Verwilligen ^a, A. Zaza ^{a,b}






















INFN Sezione di Bologna^a, Università di Bologna^b, Bologna, Italy

G. Abbiendi ^a, C. Battilana ^{a,b}, P. Capiluppi ^{a,b}, F.R. Cavallo ^a, M. Cuffiani ^{a,b}, G.M. Dallavalle ^a, T. Diotallevi ^{a,b}, F. Fabbri ^a, A. Fanfani ^{a,b}, D. Fasanella ^a, P. Giacomelli ^a, C. Grandi ^a, L. Guiducci ^{a,b}, S. Lo Meo ^{a,49}, M. Lorusso ^{a,b}, L. Lunerti ^a, S. Marcellini ^a, G. Masetti ^a, F.L. Navarria ^{a,b}, G. Paggi ^{a,b}, A. Perrotta ^a, F. Primavera ^{a,b}, A.M. Rossi ^{a,b}, S. Rossi Tisbeni ^{a,b}, T. Rovelli ^{a,b}, G.P. Siroli ^{a,b}

INFN Sezione di Catania^a, Università di Catania^b, Catania, Italy

S. Costa ^{a,b,50}, A. Di Mattia ^a, A. Lapertosa ^a, R. Potenza ^{a,b}, A. Tricomi ^{a,b,50}





INFN Sezione di Firenze^a, Università di Firenze^b, Firenze, Italy

J. Altork ^{a,b}, P. Assiouras ^a, G. Barbagli ^a, G. Bardelli ^a, M. Bartolini ^{a,b}, A. Calandri ^{a,b}, B. Camaiani ^{a,b}, A. Cassese ^a, R. Ceccarelli ^a, V. Ciulli ^{a,b}, C. Civinini ^a, R. D'Alessandro ^{a,b}, L. Damenti^{a,b}, E. Focardi ^{a,b}, T. Kello ^a, G. Latino ^{a,b}, P. Lenzi ^{a,b}, M. Lizzo ^a, M. Meschini ^a, S. Paoletti ^a, A. Papanastassiou^{a,b}, G. Sguazzoni ^a, L. Viliani ^a

















INFN Laboratori Nazionali di Frascati, Frascati, Italy

L. Benussi , S. Colafranceschi ⁵¹, S. Meola ⁵², D. Piccolo 









INFN Sezione di Genova^a, Università di Genova^b, Genova, Italy

M. Alves Gallo Pereira ^a, F. Ferro ^a, E. Robutti ^a, S. Tosi ^{a,b}















INFN Sezione di Milano-Bicocca^a, Università di Milano-Bicocca^b, Milano, Italy

A. Benaglia ^a, F. Brivio ^a, V. Camagni ^{a,b}, F. Cetorelli ^{a,b}, F. De Guio ^{a,b}, M.E. Dinardo ^{a,b}, P. Dini ^a, S. Gennai ^a, R. Gerosa ^{a,b}, A. Ghezzi ^{a,b}, P. Govoni ^{a,b}, L. Guzzi ^a, M.R. Kim ^a, G. Lavizzari ^{a,b}, M.T. Lucchini ^{a,b}, M. Malberti ^a, S. Malvezzi ^a, A. Massironi ^a, D. Menasce ^{a,b}, L. Moroni ^a, M. Paganoni ^{a,b}, S. Palluotto ^{a,b}, D. Pedrini ^a, A. Perego ^{a,b}, B.S. Pinolini ^a, G. Pizzati ^{a,b}, S. Ragazzi ^{a,b}, T. Tabarelli de Fatis ^{a,b}










INFN Sezione di Napoli^a, Università di Napoli ‘Federico II’^b, Napoli, Italy; Università della Basilicata^c, Potenza, Italy; Scuola Superiore Meridionale (SSM)^d, Napoli, Italy

S. Buontempo ^a, C. Di Fraia ^{a,b}, F. Fabozzi ^{a,c}, L. Favilla ^{a,d}, A.O.M. Iorio ^{a,b}, L. Lista ^{a,b,53}, P. Paolucci ^{a,30}, B. Rossi ^a















INFN Sezione di Padova^a, Università di Padova^b, Padova, Italy; Università degli Studi di Cagliari^c, Cagliari, Italy

P. Azzi ^a, N. Bacchetta ^{a,54}, M. Bellato ^a, D. Bisello ^{a,b}, P. Bortignon ^{a,c}, G. Bortolato ^{a,b}, A.C.M. Bulla ^{a,c}, R. Carlin ^{a,b}, P. Checchia ^a, T. Dorigo ^{a,55}, U. Gasparini ^{a,b}, S. Giorgetti ^a, E. Lusiani ^a, M. Margoni ^{a,b}, A.T. Meneguzzo ^{a,b}, J. Pazzini ^{a,b}, P. Ronchese ^{a,b}, R. Rossin ^{a,b}, F. Simonetto ^{a,b}, M. Tosi ^{a,b}, A. Triossi ^{a,b}, M. Zanetti ^{a,b}, P. Zotto ^{a,b}, A. Zucchetta ^{a,b}, G. Zumerle ^{a,b}
















INFN Sezione di Pavia^a, Università di Pavia^b, Pavia, Italy

A. Braghieri ^a, S. Calzaferri ^a, P. Montagna ^{a,b}, M. Pelliccioni ^a, V. Re ^a, C. Riccardi ^{a,b}, P. Salvini ^a, I. Vai ^{a,b}, P. Vitulo ^{a,b}













INFN Sezione di Perugia^a, Università di Perugia^b, Perugia, Italy













S. Ajmal ^{a,b}, M.E. Ascoti ^{a,b}, G.M. Bilei ^a, C. Carrivale ^{a,b}, D. Ciangottini ^{a,b}, L. Della Penna ^{a,b}, L. Fanò ^{a,b}, V. Mariani ^{a,b}, M. Menichelli ^a, F. Moscatelli ^{a,56}, A. Rossi ^{a,b}, A. Santocchia ^{a,b}, D. Spiga ^a, T. Tedeschi ^{a,b}

INFN Sezione di Pisa^a, Università di Pisa^b, Scuola Normale Superiore di Pisa^c, Pisa, Italy; Università di Siena^d, Siena, Italy








































C. Aimè ^{a,b}, C.A. Alexe ^{a,c}, P. Asenov ^{a,b}, P. Azzurri ^a, G. Bagliesi ^a, R. Bhattacharya ^a, L. Bianchini ^{a,b}, T. Boccali ^a, E. Bossini ^a, D. Bruschini ^{a,c}, L. Calligaris ^{a,b}, R. Castaldi ^a, F. Cattafesta ^{a,c}, M.A. Ciocci ^{a,d}, M. Cipriani ^{a,b}, R. Dell’Orso ^a, S. Donato ^{a,b}, R. Forti ^{a,b}, A. Giassi ^a, F. Ligabue ^{a,c}, A.C. Marini ^{a,b}, D. Matos Figueiredo ^a, A. Messineo ^{a,b}, S. Mishra ^a, V.K. Muraleedharan Nair Bindhu ^{a,b}, S. Nandan ^a, F. Palla ^a, M. Riggirello ^{a,c}, A. Rizzi ^{a,b}, G. Rolandi ^{a,c}, S. Roy Chowdhury ^{a,57}, T. Sarkar ^a, A. Scribano ^a, P. Solanki ^{a,b}, P. Spagnolo ^a, F. Tenchini ^{a,b}, R. Tenchini ^a, G. Tonelli ^{a,b}, N. Turini ^{a,d}, F. Vaselli ^{a,c}, A. Venturi ^a, P.G. Verdini ^a

INFN Sezione di Roma^a, Sapienza Università di Roma^b, Roma, Italy









P. Akrap ^{a,b}, C. Basile ^{a,b}, S.C. Behera ^a, F. Cavallari ^a, L. Cunqueiro Mendez ^{a,b}, F. De Ruggi ^{a,b}, D. Del Re ^{a,b}, E. Di Marco ^a, M. Diemoz ^a, F. Errico ^a, L. Frosina ^{a,b}, R. Gargiulo ^{a,b}

B. Harikrishnan ^{a,b}, F. Lombardi^{a,b}, E. Longo ^{a,b}, L. Martikainen ^{a,b}, J. Mijuskovic ^{a,b},
G. Organtini ^{a,b}, N. Palmeri ^{a,b}, R. Paramatti ^{a,b}, C. Quaranta ^{a,b}, S. Rahatlou ^{a,b}, C. Rovelli ^a,
F. Santanastasio ^{a,b}, L. Soffi ^a, V. Vladimirov^{a,b}










INFN Sezione di Torino^a, Università di Torino^b, Torino, Italy; Università del Piemonte Orientale^c, Novara, Italy

N. Amapane ^{a,b}, R. Arcidiacono ^{a,c}, S. Argiro ^{a,b}, M. Arneodo ^{a,c}, N. Bartosik ^{a,c}, R. Bellan ^{a,b},
A. Bellora ^{a,b}, C. Biino ^a, C. Borca ^{a,b}, N. Cartiglia ^a, M. Costa ^{a,b}, R. Covarelli ^{a,b},
N. Demaria ^a, L. Finco ^a, M. Grippo ^{a,b}, B. Kiani ^{a,b}, L. Lanteri ^{a,b}, F. Legger ^a, F. Luongo ^{a,b},
C. Mariotti ^a, S. Maselli ^a, A. Mecca ^{a,b}, L. Menzio^{a,b}, P. Meridiani ^a, E. Migliore ^{a,b},
M. Monteno ^a, M.M. Obertino ^{a,b}, G. Ortona ^a, L. Pacher ^{a,b}, N. Pastrone ^a, M. Ruspa ^{a,c},
F. Siviero ^{a,b}, V. Sola ^{a,b}, A. Solano ^{a,b}, A. Staiano ^a, C. Tarricone ^{a,b}, D. Trocino ^a,
G. Umoret ^{a,b}, E. Vlasov ^{a,b}, R. White ^{a,b}

INFN Sezione di Trieste^a, Università di Trieste^b, Trieste, Italy

J. Babbar ^{a,b}, S. Belforte ^a, V. Candelise ^{a,b}, M. Casarsa ^a, F. Cossutti ^a, K. De Leo ^a,
G. Della Ricca ^{a,b}, R. Delli Gatti ^{a,b}

Kyungpook National University, Daegu, Korea

S. Dogra ^b, J. Hong ^b, J. Kim, T. Kim ^b, D. Lee, H. Lee ^b, J. Lee, S.W. Lee ^b, C.S. Moon ^b, Y.D. Oh ^b,
S. Sekmen ^b, B. Tae, Y.C. Yang ^b






Department of Mathematics and Physics — GWNU, Gangneung, Korea

M.S. Kim ^b

Chonnam National University, Institute for Universe and Elementary Particles, Kwangju, Korea

G. Bak ^b, P. Gwak ^b, H. Kim ^b, D.H. Moon ^b, J. Seo ^b




Hanyang University, Seoul, Korea

E. Asilar ^b, F. Carnevali ^b, J. Choi ^b⁵⁸, T.J. Kim ^b, Y. Ryou ^b

Korea University, Seoul, Korea

S. Ha ^b, S. Han, B. Hong ^b, J. Kim ^b, K. Lee, K.S. Lee ^b, S. Lee ^b, J. Yoo ^b














Kyung Hee University, Department of Physics, Seoul, Korea

J. Goh ^b, J. Shin ^b, S. Yang ^b

Sejong University, Seoul, Korea














Y. Kang ^b, H. S. Kim ^b, Y. Kim ^b, S. Lee ^b

Seoul National University, Seoul, Korea

J. Almond, J.H. Bhyun, J. Choi ^b, J. Choi, W. Jun ^b, H. Kim ^b, J. Kim ^b, T. Kim, Y. Kim, Y.W. Kim ^b,
S. Ko ^b, H. Lee ^b, J. Lee ^b, J. Lee ^b, B.H. Oh ^b, S.B. Oh ^b, J. Shin ^b, U.K. Yang, I. Yoon ^b

University of Seoul, Seoul, Korea




W. Jang ^b, D.Y. Kang, D. Kim ^b, S. Kim ^b, B. Ko, J.S.H. Lee ^b, Y. Lee ^b, I.C. Park ^b, Y. Roh, I.J. Watson ^b

Yonsei University, Department of Physics, Seoul, KoreaG. Cho, K. Hwang , B. Kim , S. Kim, K. Lee , H.D. Yoo **Sungkyunkwan University, Suwon, Korea**M. Choi , Y. Lee , I. Yu **College of Engineering and Technology, American University of the Middle East (AUM),
Dasman, Kuwait**T. Beyrouthy , Y. Gharbia **Kuwait University — College of Science — Department of Physics, Safat, Kuwait**F. Alazemi **Riga Technical University, Riga, Latvia**K. Dreimanis , O.M. Eberlins , A. Gaile , C. Munoz Diaz , D. Osite , G. Pikurs , R. Plese ,
A. Potrebko , M. Seidel , D. Sidiropoulos Kontos **University of Latvia (LU), Riga, Latvia**N.R. Strautnieks **Vilnius University, Vilnius, Lithuania**M. Ambrozias , A. Juodagalvis , S. Nargelas , A. Rinkevicius , G. Tamulaitis **National Centre for Particle Physics, Universiti Malaya, Kuala Lumpur, Malaysia**I. Yusuff ⁵⁹, Z. Zolkapli**Universidad de Sonora (UNISON), Hermosillo, Mexico**J.F. Benitez , A. Castaneda Hernandez , A. Cota Rodriguez , L.E. Cuevas Picos, H.A. Encinas Acosta,
L.G. Gallegos Maríñez, J.A. Murillo Quijada , A. Sehrawat , L. Valencia Palomo **Centro de Investigacion y de Estudios Avanzados del IPN, Mexico City, Mexico**G. Ayala , H. Castilla-Valdez , H. Crotte Ledesma , R. Lopez-Fernandez , J. Mejia Guisao ,
R. Reyes-Almanza , A. Sánchez Hernández **Universidad Iberoamericana, Mexico City, Mexico**C. Oropeza Barrera , D.L. Ramirez Guadarrama, M. Ramírez García **Benemerita Universidad Autonoma de Puebla, Puebla, Mexico**I. Bautista , F.E. Neri Huerta , I. Pedraza , H.A. Salazar Ibarguen , C. Uribe Estrada **University of Montenegro, Podgorica, Montenegro**I. Bubanja , N. Raicevic **University of Canterbury, Christchurch, New Zealand**P.H. Butler **National Centre for Physics, Quaid-I-Azam University, Islamabad, Pakistan**A. Ahmad , M.I. Asghar , A. Awais , M.I.M. Awan, W.A. Khan 

AGH University of Krakow, Krakow, Poland

V. Avati , L. Forthomme , L. Grzanka , M. Malawski , K. Piotrkowski 




National Centre for Nuclear Research, Swierk, Poland

M. Bluj , M. Górski , M. Kazana , M. Szleper , P. Zalewski 

















Institute of Experimental Physics, Faculty of Physics, University of Warsaw, Warsaw, Poland

K. Bunkowski , K. Doroba , A. Kalinowski , M. Konecki , J. Krolikowski , A. Muhammad 

Warsaw University of Technology, Warsaw, Poland

P. Fokow , K. Pozniak , W. Zabolotny 

Laboratório de Instrumentação e Física Experimental de Partículas, Lisboa, Portugal

M. Araujo , D. Bastos , C. Beirão Da Cruz E Silva , A. Boletti , M. Bozzo , T. Camporesi ,
G. Da Molin , M. Gallinaro , J. Hollar , N. Leonardo , G.B. Marozzo , A. Petrilli , M. Pisano ,
J. Seixas , J. Varela , J.W. Wulff 
































Faculty of Physics, University of Belgrade, Belgrade, Serbia

P. Adzic , L. Markovic , P. Milenovic , V. Milosevic 

VINCA Institute of Nuclear Sciences, University of Belgrade, Belgrade, Serbia

D. Devetak , M. Dordevic , J. Milosevic , L. Nadderd , V. Rekovic, M. Stojanovic 

















Centro de Investigaciones Energéticas Medioambientales y Tecnológicas (CIEMAT), Madrid, Spain

M. Alcalde Martinez , J. Alcaraz Maestre , Cristina F. Bedoya , J.A. Brochero Cifuentes ,
Oliver M. Carretero , M. Cepeda , M. Cerrada , N. Colino , J. Cuchillo Ortega, B. De La Cruz ,
A. Delgado Peris , A. Escalante Del Valle , D. Fernández Del Val , J.P. Fernández Ramos , J. Flix ,
M.C. Fouz , M. Gonzalez Hernandez , O. Gonzalez Lopez , S. Goy Lopez , J.M. Hernandez ,
M.I. Josa , J. Llorente Merino , C. Martin Perez , E. Martin Viscasillas , D. Moran ,
C. M. Morcillo Perez , R. Paz Herrera , C. Perez Dengra , A. Pérez-Calero Yzquierdo ,
J. Puerta Pelayo , I. Redondo , J. Vazquez Escobar 











Universidad Autónoma de Madrid, Madrid, Spain

J.F. de Trocóniz 

Universidad de Oviedo, Instituto Universitario de Ciencias y Tecnologías Espaciales de Asturias (ICTEA), Oviedo, Spain

B. Alvarez Gonzalez , J. Ayllon Torresano , A. Cardini , J. Cuevas , J. Del Riego Badas ,
D. Estrada Acevedo , J. Fernandez Menendez , S. Folgueras , I. Gonzalez Caballero , P. Leguina ,
M. Obeso Menendez , E. Palencia Cortezon , J. Prado Pico , A. Soto Rodríguez , C. Vico Villalba ,
P. Vischia 

Instituto de Física de Cantabria (IFCA), CSIC-Universidad de Cantabria, Santander, Spain




S. Blanco Fernández , I.J. Cabrillo , A. Calderon , J. Duarte Campderros , M. Fernandez ,
G. Gomez , C. Lasasoa García , R. Lopez Ruiz , C. Martinez Rivero , P. Martinez Ruiz del Arbol 

F. Matorras , P. Matorras Cuevas , E. Navarrete Ramos , J. Piedra Gomez , C. Quintana San Emeterio ,
L. Scodellaro , I. Vila , R. Vilar Cortabitarte , J.M. Vizan Garcia 



















































































University of Colombo, Colombo, Sri Lanka

B. Kailasapathy ⁶⁰, D.D.C. Wickramarathna 

University of Ruhuna, Department of Physics, Matara, Sri Lanka

W.G.D. Dharmaratna ⁶¹, K. Liyanage , N. Perera 































CERN, European Organization for Nuclear Research, Geneva, Switzerland

D. Abbaneo , C. Amendola , R. Ardino , E. Auffray , J. Baechler, D. Barney , M. Bianco ,
A. Bocci , L. Borgonovi , C. Botta , A. Bragagnolo , C.E. Brown , C. Caillol , G. Cerminara ,
P. Connor , D. d'Enterria , A. Dabrowski , A. David , A. De Roeck , M.M. Defranchis , M. Deile ,
M. Dobson , P.J. Fernández Manteca , W. Funk , A. Gaddi, S. Giani, D. Gigi, K. Gill , F. Glege ,
M. Glowacki, A. Gruber , J. Hegeman , J.K. Heikkilä , B. Huber , V. Innocente , T. James ,
P. Janot , O. Kaluzinska , O. Karacheban ²⁸, G. Karathanasis , S. Laurila , P. Lecoq , C. Lourenço ,
A.-M. Lyon , M. Magherini , L. Malgeri , M. Mannelli , A. Mehta , F. Meijers , J.A. Merlin,
S. Mersi , E. Meschi , M. Migliorini , F. Monti , F. Moortgat , M. Mulders , M. Musich ,
I. Neutelings , S. Orfanelli, F. Pantaleo , M. Pari , G. Petrucciani , A. Pfeiffer , M. Pierini , M. Pitt ,
H. Qu , D. Rabady , A. Reimers , B. Ribeiro Lopes , F. Riti , P. Rosado , M. Rovere , H. Sakulin ,
R. Salvatico , S. Sanchez Cruz , S. Scarfi , M. Selvaggi , A. Sharma , K. Shchelina , P. Silva ,
P. Sphicas ⁶², A.G. Stahl Leitner , A. Steen , S. Summers , D. Treille , P. Tropea , E. Vernazza ,
J. Wanczyk ⁶³, J. Wang, S. Wuchterl , M. Zarucki , P. Zehetner , P. Zejd , G. Zevi Della Porta 





















PSI Center for Neutron and Muon Sciences, Villigen, Switzerland

T. Bevilacqua ⁶⁴, L. Caminada ⁶⁴, W. Erdmann , R. Horisberger , Q. Ingram , H.C. Kaestli ,
D. Kotlinski , C. Lange , U. Langenegger , M. Missiroli ⁶⁴, L. Noehte ⁶⁴, T. Rohe , A. Samalan 




ETH Zurich — Institute for Particle Physics and Astrophysics (IPA), Zurich, Switzerland

T.K. Aarrestad , M. Backhaus , G. Bonomelli , C. Cazzaniga , K. Datta ,
P. De Bryas Dexmiers D'archiacchiac ⁶³, A. De Cosa , G. Dissertori , M. Dittmar, M. Donegà ,
F. Eble , K. Gedia , F. Glessgen , C. Grab , N. Härringer , T.G. Harte , W. Luster ,
M. Malucchi , R.A. Manzoni , M. Marchegiani , L. Marchese , A. Mascellani ⁶³, F. Nessi-Tedaldi ,
F. Pauss , V. Perovic , B. Ristic , R. Seidita , J. Steggemann ⁶³, A. Tarabini , D. Valsecchi ,
R. Wallny 













Universität Zürich, Zurich, Switzerland

C. Amsler ⁶⁵, P. Bäertschi , F. Bilandzija , M.F. Canelli , G. Celotto , K. Cormier , M. Huwiler ,
W. Jin , A. Jofrehei , B. Kilminster , T.H. Kwok , S. Leontsinis , V. Lukashenko , A. Macchiolo ,
F. Meng , J. Motta , P. Robmann, M. Senger , E. Shokr , F. Stäger , R. Tramontano 

National Central University, Chung-Li, Taiwan

D. Bhowmik, C.M. Kuo, P.K. Rout , S. Taj , P.C. Tiwari ³⁹


National Taiwan University (NTU), Taipei, Taiwan

L. Ceard, K.F. Chen , Z.g. Chen, A. De Iorio , W.-S. Hou , T.h. Hsu, Y.w. Kao, S. Karmakar , G. Kole , Y.y. Li , R.-S. Lu , E. Paganis , X.f. Su , J. Thomas-Wilsker , L.s. Tsai, D. Tsiou, H.y. Wu , E. Yazgan 
















High Energy Physics Research Unit, Department of Physics, Faculty of Science, Chulalongkorn University, Bangkok, Thailand

C. Asawatangkuldee , N. Srimanobhas 

Tunis El Manar University, Tunis, Tunisia

Y. Maghrbi 







Çukurova University, Physics Department, Science and Art Faculty, Adana, Turkey

D. Agyel , F. Dolek , I. Dumanoglu ⁶⁶, Y. Guler ⁶⁷, E. Gurpinar Guler ⁶⁷, C. Isik , O. Kara , A. Kayis Topaksu , Y. Komurcu , G. Onengut , K. Ozdemir ⁶⁸, B. Tali ⁶⁹, U.G. Tok , E. Uslan , I.S. Zorbakir 

Middle East Technical University, Physics Department, Ankara, Turkey

M. Yalvac ⁷⁰










Bogazici University, Istanbul, Turkey

B. Akgun , I.O. Atakisi ⁷¹, E. Gülmez , M. Kaya ⁷², O. Kaya ⁷³, M.A. Sarkisla⁷⁴, S. Tekten ⁷⁵

Istanbul Technical University, Istanbul, Turkey

A. Cakir , K. Cankocak ^{66,76}, S. Sen ⁷⁷

Istanbul University, Istanbul, Turkey

O. Aydilek ⁷⁸, B. Hacisahinoglu , I. Hos ⁷⁹, B. Kaynak , S. Ozkorucuklu , O. Potok , H. Sert , C. Simsek , C. Zorbilmez 

Yildiz Technical University, Istanbul, Turkey

S. Cerci , B. Isildak ⁸⁰, E. Simsek , D. Sunar Cerci , T. Yetkin ²²













Institute for Scintillation Materials of National Academy of Science of Ukraine, Kharkiv, Ukraine

A. Boyaryntsev , O. Dadazhanova, B. Grynyov 

National Science Centre, Kharkiv Institute of Physics and Technology, Kharkiv, Ukraine

L. Levchuk 

University of Bristol, Bristol, United Kingdom









































J.J. Brooke , A. Bundock , F. Bury , E. Clement , D. Cussans , D. Dharmender, H. Flacher , J. Goldstein , H.F. Heath , M.-L. Holmberg , L. Kreczko , S. Paramesvaran , L. Robertshaw, M.S. Sanjrani⁴³, J. Segal, V.J. Smith 

Rutherford Appleton Laboratory, Didcot, United Kingdom




A.H. Ball, K.W. Bell , A. Belyaev ⁸¹, C. Brew , R.M. Brown , D.J.A. Cockerill , A. Elliot , K.V. Ellis, J. Gajownik , K. Harder , S. Harper , J. Linacre , K. Manolopoulos, M. Moallemi 

D.M. Newbold , E. Olaiya , D. Petyt , T. Reis , A.R. Sahasransu , G. Salvi , T. Schuh,
C.H. Shepherd-Themistocleous , I.R. Tomalin , K.C. Whalen , T. Williams 














Imperial College, London, United Kingdom

I. Andreou , R. Bainbridge , P. Bloch , O. Buchmuller, C.A. Carrillo Montoya , D. Colling ,
J.S. Dancu, I. Das , P. Dauncey , G. Davies , M. Della Negra , S. Fayer, G. Fedi , G. Hall ,
H.R. Hoorani , A. Howard, G. Iles , C.R. Knight , P. Krueper , J. Langford , K.H. Law ,
J. León Holgado , E. Leutgeb , L. Lyons , A.-M. Magnan , B. Maier , S. Mallios, A. Mastronikolis ,
M. Mieskolainen , J. Nash ⁸², M. Pesaresi , P.B. Pradeep , B.C. Radburn-Smith , A. Richards,
A. Rose , L. Russell , K. Savva , C. Seez , R. Shukla , A. Tapper , K. Uchida , G.P. Uttley ,
T. Virdee ³⁰, M. Vojinovic , N. Wardle , D. Winterbottom 

Brunel University, Uxbridge, United Kingdom

J.E. Cole , A. Khan, P. Kyberd , I.D. Reid 

Baylor University, Waco, Texas, U.S.A.

S. Abdullin , A. Brinkerhoff , E. Collins , M.R. Darwish , J. Dittmann , K. Hatakeyama ,
V. Hegde , J. Hiltbrand , B. McMaster , J. Samudio , S. Sawant , C. Sutantawibul , J. Wilson 














Bethel University, St. Paul, Minnesota, U.S.A.

J.M. Hogan ⁸³


















Catholic University of America, Washington, DC, U.S.A.

R. Bartek , A. Dominguez , S. Raj , A.E. Simsek , S.S. Yu 



















The University of Alabama, Tuscaloosa, Alabama, U.S.A.

B. Bam , A. Buchot Perraguin , S. Campbell, R. Chudasama , S.I. Cooper , C. Crovella , G. Fidalgo ,
S.V. Gleyzer , A. Khukhunaishvili , K. Matchev , E. Pearson, C.U. Perez , P. Rumerio ⁸⁴, E. Usai ,
R. Yi 
















Boston University, Boston, Massachusetts, U.S.A.

S. Cholak , G. De Castro, Z. Demiragli , C. Erice , C. Fangmeier , C. Fernandez Madrazo ,
E. Fontanesi , J. Fulcher , F. Golf , S. Jeon , J. O’Cain, I. Reed , J. Rohlf , K. Salyer , D. Sperka ,
D. Spitzbart , I. Suarez , A. Tsatsos , E. Wurtz, A.G. Zecchinelli 














Brown University, Providence, Rhode Island, U.S.A.

G. Barone , G. Benelli , D. Cutts , S. Ellis , L. Gouskos , M. Hadley , U. Heintz , K.W. Ho ,
T. Kwon , G. Landsberg , K.T. Lau , J. Luo , S. Mondal , J. Roloff, T. Russell , S. Sagir ⁸⁵,
X. Shen , M. Stamenkovic , N. Venkatasubramanian 

University of California, Davis, Davis, California, U.S.A.

S. Abbott , B. Barton , R. Breedon , H. Cai , M. Calderon De La Barca Sanchez , M. Chertok ,
M. Citron , J. Conway , P.T. Cox , R. Erbacher , O. Kukral , G. Mocellin , S. Ostrom ,
I. Salazar Segovia, W. Wei , S. Yoo 
























University of California, Los Angeles, California, U.S.A.

K. Adamidis, M. Bachtis , D. Campos, R. Cousins , A. Datta , G. Flores Avila , J. Hauser ,
M. Ignatenko , M.A. Iqbal , T. Lam , Y.f. Lo , E. Manca , A. Nunez Del Prado , D. Saltzberg ,
V. Valuev 




















University of California, Riverside, Riverside, California, U.S.A.

R. Clare , J.W. Gary , G. Hanson 

University of California, San Diego, La Jolla, California, U.S.A.

A. Aportela , A. Arora , J.G. Branson , S. Cittolin , S. Cooperstein , D. Diaz , J. Duarte ,
L. Giannini , Y. Gu, J. Guiang , V. Krutelyov , R. Lee , J. Letts , H. Li, M. Masciovecchio ,
F. Mokhtar , S. Mukherjee , M. Pieri , D. Primosch, M. Quinnan , V. Sharma , M. Tadel ,
E. Vourliotis , F. Würthwein , A. Yagil , Z. Zhao 


















University of California, Santa Barbara — Department of Physics, Santa Barbara, California, U.S.A.

A. Barzdukas , L. Brennan , C. Campagnari , S. Carron Montero ⁸⁶, K. Downham , C. Grieco ,
M.M. Hussain, J. Incandela , M.W.K. Lai, A.J. Li , P. Masterson , J. Richman , S.N. Santpur ,
U. Sarica , R. Schmitz , F. Setti , J. Sheplock , D. Stuart , T.Á. Vámi , X. Yan , D. Zhang 









California Institute of Technology, Pasadena, California, U.S.A.

A. Albert , S. Bhattacharya , A. Bornheim , O. Cerri, R. Kansal , J. Mao , H.B. Newman ,
G. Reales Gutiérrez, T. Sievert, M. Spiropulu , J.R. Vlimant , R.A. Wynne , S. Xie 




















Carnegie Mellon University, Pittsburgh, Pennsylvania, U.S.A.

J. Alison , S. An , M. Cremonesi, V. Dutta , E.Y. Ertorer , T. Ferguson , T.A. Gómez Espinosa ,
A. Harilal , A. Kallil Tharayil, M. Kanemura, C. Liu , P. Meiring , T. Mudholkar , S. Murthy ,
P. Palit , K. Park , M. Paulini , A. Roberts , A. Sanchez , W. Terrill 


















































University of Colorado Boulder, Boulder, Colorado, U.S.A.
























J.P. Cumalat , W.T. Ford , A. Hart , A. Hassani , S. Kwan , J. Pearkes , C. Savard ,
N. Schonbeck , K. Stenson , K.A. Ulmer , S.R. Wagner , N. Zipper , D. Zuolo 

Cornell University, Ithaca, New York, U.S.A.




















J. Alexander , X. Chen , D.J. Cranshaw , J. Dickinson , J. Fan , X. Fan , J. Grassi , S. Hogan ,
P. Kotamnives , J. Monroy , G. Niendorf , M. Oshiro , J.R. Patterson , M. Reid , A. Ryd ,
J. Thom , P. Wittich , R. Zou , L. Zygala 

Fermi National Accelerator Laboratory, Batavia, Illinois, U.S.A.













M. Albrow , M. Alyari , O. Amram , G. Apollinari , A. Apresyan , L.A.T. Bauerdick , D. Berry ,
J. Berryhill , P.C. Bhat , K. Burkett , J.N. Butler , A. Canepa , G.B. Cerati , H.W.K. Cheung ,
F. Chlebana , C. Cosby , G. Cummings , I. Dutta , V.D. Elvira , J. Freeman , A. Gandrakota ,
Z. Gece , L. Gray , D. Green, A. Grummer , S. Grünendahl , D. Guerrero , O. Gutsche ,
R.M. Harris , T.C. Herwig , J. Hirschauer , B. Jayatilaka , S. Jindariani , M. Johnson , U. Joshi ,
T. Klijnsma , B. Klima , K.H.M. Kwok , S. Lammel , C. Lee , D. Lincoln , R. Lipton , T. Liu ,
K. Maeshima , D. Mason , P. McBride , P. Merkel , S. Mrenna , S. Nahn , J. Ngadiuba 

D. Noonan , S. Norberg, V. Papadimitriou , N. Pastika , K. Pedro , C. Pena ⁸⁷, C.E. Perez Lara , F. Ravera , A. Reinsvold Hall ⁸⁸, L. Ristori , M. Safdari , E. Sexton-Kennedy , N. Smith , A. Soha , L. Spiegel , S. Stoynev , J. Strait , L. Taylor , S. Tkaczyk , N.V. Tran , L. Uplegger , E.W. Vaandering , C. Wang , I. Zoi 

University of Florida, Gainesville, Florida, U.S.A.

C. Aruta , P. Avery , D. Bourilkov , P. Chang , V. Cherepanov , R.D. Field, C. Huh , E. Koenig , M. Kolosova , J. Konigsberg , A. Korytov , N. Menendez , G. Mitselmakher , K. Mohrman , A. Muthirakalayil Madhu , N. Rawal , S. Rosenzweig , V. Sulimov , Y. Takahashi , J. Wang 























Florida State University, Tallahassee, Florida, U.S.A.

T. Adams , A. Al Kadhim , A. Askew , S. Bower , R. Hashmi , R.S. Kim , T. Kolberg , G. Martinez , M. Mazza , H. Prosper , P.R. Prova, M. Wulansatiti , R. Yohay 










Florida Institute of Technology, Melbourne, Florida, U.S.A.

B. Alsufyani , S. Butalla , S. Das , M. Hohlmann , M. Lavinsky, E. Yanes

University of Illinois Chicago, Chicago, Illinois, U.S.A.

M.R. Adams , N. Barnett, A. Baty , C. Bennett , R. Cavanaugh , R. Escobar Franco , O. Evdokimov , C.E. Gerber , H. Gupta , M. Hawksworth, A. Hingrajiya, D.J. Hofman , J.h. Lee , D. S. Lemos , C. Mills , S. Nanda , G. Nigmatkulov , B. Ozek , T. Phan, D. Pilipovic , R. Pradhan , E. Prifti, P. Roy, T. Roy , N. Singh, M.B. Tonjes , N. Varelas , M.A. Wadud , J. Yoo 























The University of Iowa, Iowa City, Iowa, U.S.A.

M. Alhusseini , D. Blend , K. Dilsiz ⁸⁹, O.K. Köseyan , A. Mestvirishvili ⁹⁰, O. Neogi, H. Ogul ⁹¹, Y. Onel , A. Penzo , C. Snyder, E. Tiras ⁹²

Johns Hopkins University, Baltimore, Maryland, U.S.A.

B. Blumenfeld , J. Davis , A.V. Gritsan , L. Kang , S. Kyriacou , P. Maksimovic , M. Roguljic , S. Sekhar , M.V. Srivastav , M. Swartz 
















The University of Kansas, Lawrence, Kansas, U.S.A.

A. Abreu , L.F. Alcerro Alcerro , J. Anguiano , S. Arteaga Escatel , P. Baringer , A. Bean , Z. Flowers , D. Grove , J. King , G. Krintiras , M. Lazarovits , C. Le Mahieu , J. Marquez , M. Murray , M. Nickel , S. Popescu ⁹³, C. Rogan , C. Royon , S. Rudrabhatla , S. Sanders , C. Smith , G. Wilson 


































Kansas State University, Manhattan, Kansas, U.S.A.

B. Allmond , N. Islam, A. Ivanov , K. Kaadze , Y. Maravin , J. Natoli , G.G. Reddy , D. Roy , G. Sorrentino 











University of Maryland, College Park, Maryland, U.S.A.

A. Baden , A. Belloni , J. Bistany-riebman, S.C. Eno , N.J. Hadley , S. Jabeen , R.G. Kellogg , T. Koeth , B. Kronheim, S. Lascio , P. Major , A.C. Mignerey , C. Palmer , C. Papageorgakis , M.M. Paranjpe, E. Popova ⁹⁴, A. Shevelev , L. Zhang 

Massachusetts Institute of Technology, Cambridge, Massachusetts, U.S.A.

C. Baldenegro Barrera , J. Bendavid , H. Bossi , S. Bright-Thonney , I.A. Cali , Y.c. Chen ,
P.c. Chou , M. D'Alfonso , J. Eysermans , C. Freer , G. Gomez-Ceballos , M. Goncharov, G. Grosso ,
P. Harris, D. Hoang , G.M. Innocenti , D. Kovalskiy , J. Krupa , L. Lavezzo , Y.-J. Lee , K. Long ,
C. McGinn , A. Novak , M.I. Park , C. Paus , C. Reissel , C. Roland , G. Roland , S. Rothman ,
T.a. Sheng , G.S.F. Stephans , D. Walter , Z. Wang , B. Wyslouch , T. J. Yang 

University of Minnesota, Minneapolis, Minnesota, U.S.A.

B. Crossman , W.J. Jackson, C. Kapsiak , M. Krohn , D. Mahon , J. Mans , B. Marzocchi ,
R. Rusack , O. Sancar , R. Saradhy , N. Strobbe 




















University of Nebraska-Lincoln, Lincoln, Nebraska, U.S.A.

K. Bloom , D.R. Claes , G. Haza , J. Hossain , C. Joo , I. Kravchenko , A. Rohilla , J.E. Siado ,
W. Tabb , A. Vagnerini , A. Wightman , F. Yan 

State University of New York at Buffalo, Buffalo, New York, U.S.A.

H. Bandyopadhyay , L. Hay , H.w. Hsia , I. Iashvili , A. Kalogeropoulos , A. Kharchilava ,
A. Mandal , M. Morris , D. Nguyen , S. Rappoccio , H. Rejeb Sfar, A. Williams , P. Young , D. Yu 


























Northeastern University, Boston, Massachusetts, U.S.A.

G. Alverson , E. Barberis , J. Bonilla , B. Bylsma, M. Campana , J. Dervan , Y. Haddad , Y. Han ,
I. Israr , A. Krishna , M. Lu , N. Manganello , R. McCarthy , D.M. Morse , T. Orimoto ,
A. Parker , L. Skinnari , C.S. Thoreson , E. Tsai , D. Wood 










Northwestern University, Evanston, Illinois, U.S.A.

S. Dittmer , K.A. Hahn , Y. Liu , M. McGinnis , Y. Miao , D.G. Monk , M.H. Schmitt ,
A. Taliencio , M. Velasco , J. Wang 



















University of Notre Dame, Notre Dame, Indiana, U.S.A.

G. Agarwal , R. Band , R. Bucci, S. Castells , A. Das , A. Ehnis, R. Goldouzian , M. Hildreth ,
K. Hurtado Anampa , T. Ivanov , C. Jessop , A. Karneyeu , K. Lannon , J. Lawrence , N. Loukas ,
L. Luton , J. Mariano , N. Marinelli, I. Mcalister, T. McCauley , C. Mcgrady , C. Moore ,
Y. Musienko ²⁴, H. Nelson , M. Osherson , A. Piccinelli , R. Ruchti , A. Townsend , Y. Wan,
M. Wayne , H. Yockey

The Ohio State University, Columbus, Ohio, U.S.A.

A. Basnet , M. Carrigan , R. De Los Santos , L.S. Durkin , C. Hill , M. Joyce , M. Nunez Ornelas ,
D.A. Wenzl, B.L. Winer , B. R. Yates 

Princeton University, Princeton, New Jersey, U.S.A.

H. Bouchamaoui , K. Coldham, P. Das , G. Dezoort , P. Elmer , A. Frankenthal , M. Galli ,
B. Greenberg , N. Haubrich , K. Kennedy, G. Kopp , Y. Lai , D. Lange , A. Loeliger , D. Marlow ,
I. Ojalvo , J. Olsen , F. Simpson , D. Stickland , C. Tully 

University of Puerto Rico, Mayaguez, Puerto Rico, U.S.A.

S. Malik , R. Sharma 

Purdue University, West Lafayette, Indiana, U.S.A.

S. Chandra [ID](#), R. Chawla [ID](#), A. Gu [ID](#), L. Gutay, M. Jones [ID](#), A.W. Jung [ID](#), D. Kondratyev [ID](#), M. Liu [ID](#), G. Negro [ID](#), N. Neumeister [ID](#), G. Paspalaki [ID](#), S. Piperov [ID](#), N.R. Saha [ID](#), J.F. Schulte [ID](#), F. Wang [ID](#), A. Wildridge [ID](#), W. Xie [ID](#), Y. Yao [ID](#), Y. Zhong [ID](#)

Purdue University Northwest, Hammond, Indiana, U.S.A.

N. Parashar [ID](#), A. Pathak [ID](#), E. Shumka [ID](#)

Rice University, Houston, Texas, U.S.A.

D. Acosta [ID](#), A. Agrawal [ID](#), C. Arbour [ID](#), T. Carnahan [ID](#), K.M. Ecklund [ID](#), S. Freed, P. Gardner, F.J.M. Geurts [ID](#), T. Huang [ID](#), I. Krommydas [ID](#), N. Lewis, W. Li [ID](#), J. Lin [ID](#), O. Miguel Colin [ID](#), B.P. Padley [ID](#), R. Redjimi [ID](#), J. Rotter [ID](#), E. Yigitbasi [ID](#), Y. Zhang [ID](#)

University of Rochester, Rochester, New York, U.S.A.

O. Bessidskaia Bylund, A. Bodek [ID](#), P. de Barbaro [ID](#)[†], R. Demina [ID](#), A. Garcia-Bellido [ID](#), H.S. Hare [ID](#), O. Hindrichs [ID](#), N. Parmar [ID](#), P. Parygin [ID](#)⁹⁴, H. Seo [ID](#), R. Taus [ID](#)

Rutgers, The State University of New Jersey, Piscataway, New Jersey, U.S.A.

B. Chiarito, J.P. Chou [ID](#), S.V. Clark [ID](#), S. Donnelly, D. Gadkari [ID](#), Y. Gershtein [ID](#), E. Halkiadakis [ID](#), M. Heindl [ID](#), C. Houghton [ID](#), D. Jaroslawski [ID](#), A. Kobert [ID](#), S. Konstantinou [ID](#), I. Laflotte [ID](#), A. Lath [ID](#), J. Martins [ID](#), B. Rand [ID](#), J. Reichert [ID](#), P. Saha [ID](#), S. Salur [ID](#), S. Schnetzer, S. Somalwar [ID](#), R. Stone [ID](#), S.A. Thayil [ID](#), S. Thomas, J. Vora [ID](#)

University of Tennessee, Knoxville, Tennessee, U.S.A.

D. Ally [ID](#), A.G. Delannoy [ID](#), S. Fiorendi [ID](#), J. Harris, S. Higginbotham [ID](#), T. Holmes [ID](#), A.R. Kanuganti [ID](#), N. Karunarathna [ID](#), J. Lawless, L. Lee [ID](#), E. Nibigira [ID](#), B. Skipworth, S. Spanier [ID](#)

Texas A&M University, College Station, Texas, U.S.A.

D. Aebi [ID](#), M. Ahmad [ID](#), T. Akhter [ID](#), K. Androsov [ID](#), A. Bolshov, O. Bouhali [ID](#)⁹⁵, A. Cagnotta [ID](#), V. D'Amante [ID](#), R. Eusebi [ID](#), P. Flanagan [ID](#), J. Gilmore [ID](#), Y. Guo, T. Kamon [ID](#), S. Luo [ID](#), R. Mueller [ID](#), A. Safonov [ID](#)

Texas Tech University, Lubbock, Texas, U.S.A.

N. Akchurin [ID](#), J. Damgov [ID](#), Y. Feng [ID](#), N. Gogate [ID](#), Y. Kazhykarim, K. Lamichhane [ID](#), S.W. Lee [ID](#), C. Madrid [ID](#), A. Mankel [ID](#), T. Peltola [ID](#), I. Volobouev [ID](#)

Vanderbilt University, Nashville, Tennessee, U.S.A.

E. Appelt [ID](#), Y. Chen [ID](#), S. Greene, A. Gurrola [ID](#), W. Johns [ID](#), R. Kunnawalkam Elayavalli [ID](#), A. Melo [ID](#), D. Rathjens [ID](#), F. Romeo [ID](#), P. Sheldon [ID](#), S. Tuo [ID](#), J. Velkovska [ID](#), J. Viinikainen [ID](#), J. Zhang

























University of Virginia, Charlottesville, Virginia, U.S.A.

B. Cardwell [ID](#), H. Chung [ID](#), B. Cox [ID](#), J. Hakala [ID](#), R. Hirosky [ID](#), M. Jose, A. Ledovskoy [ID](#), C. Mantilla [ID](#), C. Neu [ID](#), C. Ramón Álvarez [ID](#)


Wayne State University, Detroit, Michigan, U.S.A.

S. Bhattacharya [ID](#), P.E. Karchin [ID](#)












University of Wisconsin — Madison, Madison, Wisconsin, U.S.A.

A. Aravind , S. Banerjee , K. Black , T. Bose , E. Chavez , S. Dasu , P. Everaerts , C. Galloni, H. He , M. Herndon , A. Herve , C.K. Koraka , S. Lomte , R. Loveless , A. Mallampalli , A. Mohammadi , S. Mondal, T. Nelson, G. Parida , L. Pétré , D. Pinna , A. Savin, V. Shang , V. Sharma , W.H. Smith , D. Teague, H.F. Tsoi , W. Vetens , A. Warden 

Authors affiliated with an international laboratory covered by a cooperation agreement with CERN

S. Afanasiev , V. Alexakhin , Yu. Andreev , T. Aushev , D. Budkouski , R. Chistov ⁹⁶, M. Danilov ⁹⁶, T. Dimova ⁹⁶, A. Ershov ⁹⁶, S. Gninenko , I. Gorbunov , A. Gribushin ⁹⁶, A. Kamenev , V. Karjavine , M. Kirsanov , V. Klyukhin ⁹⁶, O. Kodolova ^{97,94}, V. Korenkov , A. Kozyrev ⁹⁶, N. Krasnikov , A. Lanev , A. Malakhov , V. Matveev ⁹⁶, A. Nikitenko ^{98,97}, V. Palichik , V. Perelygin , S. Petrushanko ⁹⁶, S. Polikarpov ⁹⁶, O. Radchenko ⁹⁶, M. Savina , V. Shalaev , S. Shmatov , S. Shulha , Y. Skovpen ⁹⁶, V. Smirnov , O. Teryaev , I. Tlisova ⁹⁶, A. Toropin , N. Voytishin , B.S. Yuldashev ^{†,99}, A. Zarubin , I. Zhizhin 

Authors affiliated with an institute formerly covered by a cooperation agreement with CERN

E. Boos , V. Bunichev , M. Dubinin ⁸⁷, V. Savrin , A. Snigirev , L. Dudko , K. Ivanov , V. Kim ²⁴, V. Murzin , V. Oreshkin , D. Sosnov 

[†] Deceased

¹ Also at Yerevan State University, Yerevan, Armenia

² Also at TU Wien, Vienna, Austria

³ Also at Ghent University, Ghent, Belgium

⁴ Also at Universidade do Estado do Rio de Janeiro, Rio de Janeiro, Brazil

⁵ Also at FACAMP — Faculdades de Campinas, Sao Paulo, Brazil

⁶ Also at Universidade Estadual de Campinas, Campinas, Brazil

⁷ Also at Federal University of Rio Grande do Sul, Porto Alegre, Brazil

⁸ Also at The University of the State of Amazonas, Manaus, Brazil

⁹ Also at University of Chinese Academy of Sciences, Beijing, China

¹⁰ Also at China Center of Advanced Science and Technology, Beijing, China

¹¹ Also at University of Chinese Academy of Sciences, Beijing, China

¹² Also at School of Physics, Zhengzhou University, Zhengzhou, China

¹³ Now at Henan Normal University, Xinxiang, China

¹⁴ Also at University of Shanghai for Science and Technology, Shanghai, China

¹⁵ Now at The University of Iowa, Iowa City, Iowa, U.S.A.

¹⁶ Also at Center for High Energy Physics, Peking University, Beijing, China

¹⁷ Also at Zewail City of Science and Technology, Zewail, Egypt

¹⁸ Also at British University in Egypt, Cairo, Egypt

¹⁹ Now at Ain Shams University, Cairo, Egypt

²⁰ Also at Purdue University, West Lafayette, Indiana, U.S.A.

²¹ Also at Université de Haute Alsace, Mulhouse, France

²² Also at Istinye University, Istanbul, Turkey

²³ Also at Ilia State University, Tbilisi, Georgia

²⁴ Also at an institute formerly covered by a cooperation agreement with CERN

²⁵ Also at University of Hamburg, Hamburg, Germany

²⁶ Also at RWTH Aachen University, III. Physikalisches Institut A, Aachen, Germany

²⁷ Also at Bergische University Wuppertal (BUW), Wuppertal, Germany

²⁸ Also at Brandenburg University of Technology, Cottbus, Germany

²⁹ Also at Forschungszentrum Jülich, Juelich, Germany

- ³⁰ Also at CERN, European Organization for Nuclear Research, Geneva, Switzerland
- ³¹ Also at HUN-REN ATOMKI — Institute of Nuclear Research, Debrecen, Hungary
- ³² Now at Universitatea Babeş-Bolyai — Facultatea de Fizica, Cluj-Napoca, Romania
- ³³ Also at MTA-ELTE Lendület CMS Particle and Nuclear Physics Group, Eötvös Loránd University, Budapest, Hungary
- ³⁴ Also at HUN-REN Wigner Research Centre for Physics, Budapest, Hungary
- ³⁵ Also at Physics Department, Faculty of Science, Assiut University, Assiut, Egypt
- ³⁶ Also at The University of Kansas, Lawrence, Kansas, U.S.A.
- ³⁷ Also at Punjab Agricultural University, Ludhiana, India
- ³⁸ Also at University of Hyderabad, Hyderabad, India
- ³⁹ Also at Indian Institute of Science (IISc), Bangalore, India
- ⁴⁰ Also at University of Visva-Bharati, Santiniketan, India
- ⁴¹ Also at IIT Bhubaneswar, Bhubaneswar, India
- ⁴² Also at Institute of Physics, Bhubaneswar, India
- ⁴³ Also at Deutsches Elektronen-Synchrotron, Hamburg, Germany
- ⁴⁴ Also at Isfahan University of Technology, Isfahan, Iran
- ⁴⁵ Also at Sharif University of Technology, Tehran, Iran
- ⁴⁶ Also at Department of Physics, University of Science and Technology of Mazandaran, Behshahr, Iran
- ⁴⁷ Also at Department of Physics, Faculty of Science, Arak University, ARAK, Iran
- ⁴⁸ Also at Helwan University, Cairo, Egypt
- ⁴⁹ Also at Italian National Agency for New Technologies, Energy and Sustainable Economic Development, Bologna, Italy
- ⁵⁰ Also at Centro Siciliano di Fisica Nucleare e di Struttura Della Materia, Catania, Italy
- ⁵¹ Also at James Madison University, Harrisonburg, Maryland, U.S.A.
- ⁵² Also at Università degli Studi Guglielmo Marconi, Roma, Italy
- ⁵³ Also at Scuola Superiore Meridionale, Università di Napoli ‘Federico II’, Napoli, Italy
- ⁵⁴ Also at Fermi National Accelerator Laboratory, Batavia, Illinois, U.S.A.
- ⁵⁵ Also at Lulea University of Technology, Lulea, Sweden
- ⁵⁶ Also at Consiglio Nazionale delle Ricerche — Istituto Officina dei Materiali, Perugia, Italy
- ⁵⁷ Also at UPES — University of Petroleum and Energy Studies, Dehradun, India
- ⁵⁸ Also at Institut de Physique des 2 Infinis de Lyon (IP2I), Villeurbanne, France
- ⁵⁹ Also at Department of Applied Physics, Faculty of Science and Technology, Universiti Kebangsaan Malaysia, Bangi, Malaysia
- ⁶⁰ Also at Trincomalee Campus, Eastern University, Sri Lanka, Nilaveli, Sri Lanka
- ⁶¹ Also at Saegis Campus, Nugegoda, Sri Lanka
- ⁶² Also at National and Kapodistrian University of Athens, Athens, Greece
- ⁶³ Also at Ecole Polytechnique Fédérale Lausanne, Lausanne, Switzerland
- ⁶⁴ Also at Universität Zürich, Zurich, Switzerland
- ⁶⁵ Also at Stefan Meyer Institute for Subatomic Physics, Vienna, Austria
- ⁶⁶ Also at Near East University, Research Center of Experimental Health Science, Mersin, Turkey
- ⁶⁷ Also at Konya Technical University, Konya, Turkey
- ⁶⁸ Also at Izmir Bakircay University, Izmir, Turkey
- ⁶⁹ Also at Adiyaman University, Adiyaman, Turkey
- ⁷⁰ Also at Bozok Universitetesi Rektörlüğü, Yozgat, Turkey
- ⁷¹ Also at Istanbul Sabahattin Zaim University, Istanbul, Turkey
- ⁷² Also at Marmara University, Istanbul, Turkey
- ⁷³ Also at Milli Savunma University, Istanbul, Turkey
- ⁷⁴ Also at Informatics and Information Security Research Center, Gebze/Kocaeli, Turkey
- ⁷⁵ Also at Kafkas University, Kars, Turkey
- ⁷⁶ Now at Istanbul Okan University, Istanbul, Turkey
- ⁷⁷ Also at Hacettepe University, Ankara, Turkey
- ⁷⁸ Also at Erzincan Binali Yildirim University, Erzincan, Turkey
- ⁷⁹ Also at Istanbul University — Cerrahpasa, Faculty of Engineering, Istanbul, Turkey
- ⁸⁰ Also at Yildiz Technical University, Istanbul, Turkey
- ⁸¹ Also at School of Physics and Astronomy, University of Southampton, Southampton, United Kingdom

- ⁸² Also at Monash University, Faculty of Science, Clayton, Australia
- ⁸³ Also at Bethel University, St. Paul, Minnesota, U.S.A.
- ⁸⁴ Also at Università di Torino, Torino, Italy
- ⁸⁵ Also at Karamanoğlu Mehmetbey University, Karaman, Turkey
- ⁸⁶ Also at California Lutheran University, Thousand Oaks, California, U.S.A.
- ⁸⁷ Also at California Institute of Technology, Pasadena, California, U.S.A.
- ⁸⁸ Also at United States Naval Academy, Annapolis, Maryland, U.S.A.
- ⁸⁹ Also at Bingol University, Bingol, Turkey
- ⁹⁰ Also at Georgian Technical University, Tbilisi, Georgia
- ⁹¹ Also at Sinop University, Sinop, Turkey
- ⁹² Also at Erciyes University, Kayseri, Turkey
- ⁹³ Also at Horia Hulubei National Institute of Physics and Nuclear Engineering (IFIN-HH), Bucharest, Romania
- ⁹⁴ Now at another institute formerly covered by a cooperation agreement with CERN
- ⁹⁵ Also at Hamad Bin Khalifa University (HBKU), Doha, Qatar
- ⁹⁶ Also at another institute formerly covered by a cooperation agreement with CERN
- ⁹⁷ Also at Yerevan Physics Institute, Yerevan, Armenia
- ⁹⁸ Also at Imperial College, London, United Kingdom
- ⁹⁹ Also at Institute of Nuclear Physics of the Uzbekistan Academy of Sciences, Tashkent, Uzbekistan