

PAPER • OPEN ACCESS

## Observation of a pseudoscalar excess at the top quark pair production threshold

To cite this article: The CMS Collaboration 2025 *Rep. Prog. Phys.* **88** 087801

View the [article online](#) for updates and enhancements.

You may also like

- [AC Field-Stabilization Phenomena of Ferroelectric Liquid Crystals](#)  
Takao Umeda, Tetsuya Nagata, Akio Mukoh et al.
- [Purely spatial frame-dragging and oblate spheroidal refractive index as an optical analog to Kerr spacetime](#)  
Daniel F Marquez
- [Removal of phenol in coir retting wastewater by membrane bioreactor combined with photo-fenton process using RSM](#)  
Yasar Arafath K A, Gopinath S, Nilavunesan D et al.



www.hidenanalytical.com  
info@hiden.co.uk

# HIDEN ANALYTICAL

## Instruments for Advanced Science

Mass spectrometers for vacuum, gas, plasma and surface science




### Residual Gas Analysis

Perform RGA at UHV/XHV. Our RGA configurations include systems for UHV science applications including temperature-programmed desorption and electron/photon stimulated desorption.



### Thin Film Surface Analysis

Conduct both static and dynamic SIMS analysis with a choice of primary ions for full chemical composition and depth profiling. Our SIMS solutions include complete workstations and bolt-on modules.



### Plasma Characterisation

Fully characterise a range of plasmas: RF, DC, ECR and pulsed plasmas, including neutrals and neutral radicals. Extend your analyses to atmospheric pressure processes using the HPR-60, with time-resolved mass/energy analysis.

# Observation of a pseudoscalar excess at the top quark pair production threshold

## The CMS Collaboration

CERN, Geneva, Switzerland

E-mail: [cms-publication-committee-chair@cern.ch](mailto:cms-publication-committee-chair@cern.ch)

Received 28 March 2025, revised 23 July 2025

Accepted for publication 5 August 2025

Published 22 August 2025

Corresponding editor: Dr Lorna Brigham



CrossMark

### Abstract

A search for resonances in top quark pair ( $t\bar{t}$ ) production in final states with two charged leptons and multiple jets is presented, based on proton–proton collision data collected by the CMS experiment at the CERN LHC at  $\sqrt{s} = 13$  TeV, corresponding to  $138 \text{ fb}^{-1}$ . The analysis explores the invariant mass of the  $t\bar{t}$  system and two angular observables that provide direct access to the correlation of top quark and antiquark spins. A significant excess of events is observed near the kinematic  $t\bar{t}$  threshold compared to the non-resonant production predicted by fixed-order perturbative quantum chromodynamics (pQCD). The observed enhancement is consistent with the production of a color-singlet pseudoscalar ( $^1S_0^{[1]}$ ) quasi-bound toponium state, as predicted by non-relativistic quantum chromodynamics. Using a simplified model for  $^1S_0^{[1]}$  toponium, the cross section of the excess above the pQCD prediction is measured to be  $8.8_{-1.4}^{+1.2} \text{ pb}$ .

Keywords: CMS, top, pseudoscalar, scalar, toponium

## 1. Introduction

The discovery of the top quark in 1995 at the Fermilab Tevatron collider was a major milestone in particle physics [1, 2]. Uniquely among quarks, the top quark's lifetime is shorter than the hadronization timescale [3, 4]. This causes the spin of the top quark to be transferred directly to its decay products, enabling precise measurements of spin properties via angular distributions. While the individual polarizations of the top quark and antiquark ( $t$  and  $\bar{t}$ ) are small when produced via the strong interaction, their spins are correlated in the standard model (SM) [5, 6], which was experimentally confirmed at both the Tevatron and the LHC [7–12].

Although  $t\bar{t}$  pairs do not form stable bound states given the short lifetime of the top quark, calculations in non-relativistic quantum chromodynamics (NRQCD) predict bound state enhancements at the  $t\bar{t}$  threshold [13–19]. Since this effect is present only when the  $t\bar{t}$  pairs are in the color singlet configuration, the dominant contribution at the LHC is from the gluon–gluon initial state, leading to the production of the  $^1S_0^{[1]}$  ‘toponium’ quasi-bound state  $\eta_t$ . Contributions from other spin states are much smaller at the LHC; for instance, the  $^3P_0^{[1]}$  state  $\chi_t$  is suppressed by additional powers of the top quark velocity, which is nearly zero at the threshold. The color octet configuration, on the other hand, is suppressed below the  $t\bar{t}$  threshold because of a repulsive interaction between the top quarks, and has a steeply rising cross section as a function of the  $t\bar{t}$  invariant mass  $m_{t\bar{t}}$  above the threshold [18]. The presence of such an  $\eta_t$  state would therefore manifest itself as an enhancement in the number of events near the production threshold with distinctive patterns in  $t\bar{t}$  spin correlation observables caused by its pseudoscalar nature. However, due to the possibility of initial- and final-state radiation (FSR), the color



Original Content from this work may be used under the terms of the [Creative Commons Attribution 4.0 licence](https://creativecommons.org/licenses/by/4.0/). Any further distribution of this work must maintain attribution to the author(s) and the title of the work, journal citation and DOI.

configurations of the  $t\bar{t}$  pairs are not necessarily the same as the partons in the initial state, making theoretical predictions of toponium production challenging.

This Letter reports the observation of a threshold enhancement in  $t\bar{t}$  production consistent with pseudoscalar toponium. The analyzed proton–proton (pp) collision data at  $\sqrt{s} = 13$  TeV were recorded by the CMS experiment at the CERN LHC in 2016–2018, corresponding to an integrated luminosity of  $138 \text{ fb}^{-1}$ . The analysis, whose tabulated results are provided in the HEPData record [20], is conducted within the context of a search for neutral spin-0 bosons produced through gluon–gluon fusion and decaying to  $t\bar{t}$ . Here, we focus on the threshold production of a composite  $CP$ -odd pseudoscalar  $\eta_t$  and a  $CP$ -even scalar  $\chi_t$  as signal hypotheses, where  $CP$  refers to the charge-parity symmetry. These represent the simplest hypotheses that can explain the observation, since they arise naturally within NRQCD. However, the available experimental data does not exclude alternative explanations like additional pseudoscalar bosons, whose existence is predicted by several theoretical models beyond the SM. This possibility is explored in [21], the companion paper to this publication, where the same data is interpreted in terms of limits on additional scalar and pseudoscalar bosons over a large mass range.

The analysis considers final states with two charged leptons (electrons and/or muons) and at least two jets, referred to as the  $\ell\ell$  channel. A similar analysis was previously performed by the CMS experiment using the data sample collected in 2016 and considering the  $\ell j$  channel (i.e., final states with one charged lepton and at least four jets) in addition to the  $\ell\ell$  channel [22]. In that analysis, a moderate pseudoscalar-like deviation with a mass at the lowest investigated value of 400 GeV was found. Compared to that superseded analysis, we consider only the  $\ell\ell$  channel here, but use more than three times the data, consider resonances with masses below the  $t\bar{t}$  production threshold, and add a second angular observable that provides direct access to  $t\bar{t}$  spin correlation.

Similar searches have also been conducted by the ATLAS Collaboration using data at  $\sqrt{s} = 8$  [23] and 13 TeV [24]. The results presented in [24] use the data sample collected in 2015–2018 and combine the  $\ell\ell$  and  $\ell j$  channels, with the latter being predominant. The analysis in the  $\ell\ell$  channel differs from our approach in that it investigates the invariant mass  $m_{b\bar{b}\ell\ell}$  of the  $b\bar{b}\ell^+\ell^-$  system rather than  $m_{t\bar{t}}$  and it utilizes an angular variable whose sensitivity to  $t\bar{t}$  spin correlation is significantly diluted by kinematic effects. We have verified that incorporating these differences into our analysis would not result in a significant enhancement at the threshold. Consequently, the conclusions of [24] are not directly comparable to the ones reported in this paper, nor do they refute or confirm the findings reported herein.

Moreover, our findings are consistent with enhancements at the threshold in previous  $t\bar{t}$  differential cross section measurements reported by ATLAS [11, 25] and CMS [12, 26]. Similarly, the mild tension between the observed and expected measurement of spin correlation in the  $t\bar{t}$  threshold region, which has been reported by both ATLAS [27] and CMS [28] as

part of their studies of quantum entanglement, has been reproduced by this analysis.

## 2. Method

### 2.1. The CMS detector and event reconstruction

The CMS apparatus [29, 30] is a multipurpose, nearly hermetic detector, designed to trigger on [31, 32] and identify electrons, muons, photons, and charged and neutral hadrons [33–36]. A global reconstruction algorithm [37] combines the information provided by the all-silicon inner tracker and by the crystal electromagnetic (ECAL) and brass-scintillator hadron calorimeters, operating inside a 3.8 T superconducting solenoid, with data from gas-ionization muon detectors interleaved with the solenoid return yoke [36, 38, 39].

Electrons are measured in the pseudorapidity range  $|\eta| < 2.5$  as energy deposits in the ECAL matched to a track, accounting for their emitted bremsstrahlung energy [33, 40]. Well-identified electron candidates are selected using identification criteria based on boosted decision trees [33]. Muons are measured in the range  $|\eta| < 2.4$  as tracks in the inner tracker consistent with a track in the muon system. Well-identified muon candidates are required to pass the ‘tight’ working point of the identification criteria described in [34]. Both electrons and muons are required to be isolated from other activity in the event.

Hadronic jets are clustered using the anti- $k_T$  algorithm [41, 42] with a distance parameter of 0.4, from particles reconstructed with the particle-flow algorithm [37]. The charged-hadron subtraction algorithm [37] is used to mitigate the effect of additional pp interactions within the same or nearby bunch crossings (pileup). Jet energy corrections are applied to match the average measured energy of jets to that of particle-level jets [38]. Only jets in the range  $|\eta| < 2.4$  with transverse momentum  $p_T > 20$  GeV are considered in the analysis. Additionally, jets are required to be separated by  $\Delta R = \sqrt{(\Delta\eta)^2 + (\Delta\phi)^2} > 0.4$  from any selected lepton, where  $\Delta\eta$  and  $\Delta\phi$  are the  $\eta$  and azimuthal angle differences between the jet and the lepton. Jets originating from b quarks are identified (‘tagged’) with the DEEPJET algorithm [43–45], using the working point with an efficiency of 77% and a misidentification rate of 15% for c quark jets and of 2% for light-quark and gluon jets. The missing transverse momentum vector  $\vec{p}_T^{\text{miss}}$  is computed as the negative vector sum of the  $p_T$  of all the reconstructed particles in an event, and its magnitude is denoted as  $p_T^{\text{miss}}$  [39].

### 2.2. Data and simulated event samples

The data used in this analysis were recorded with triggers that require the presence of one or two isolated electrons and/or muons, with an overall trigger efficiency with respect to the offline selection above 96% in the dielectron channel and 98% in the dimuon channel. To compare the collected data to theoretical predictions, Monte Carlo (MC) event samples are generated for all relevant production processes. Different event

generators are used for the calculation of matrix elements (MEs). In all cases, the next-to-next-to-leading order (NNLO) NNPDF3.1 parton distribution functions (PDFs) [46] are used, and the ME calculation is interfaced with PYTHIA8.240 [47] to simulate parton showers, fragmentation, and hadronization, using the CP5 underlying event tune [48, 49]. The top quark mass  $m_t$  is set to 172.5 GeV in all samples involving top quarks, as well as in the computation of theoretical corrections that are applied to them. The simulated events are processed through the CMS detector simulation based on the GEANT4 program [50], and pileup interactions generated with PYTHIA are overlaid to match the observed pileup distribution in data. Separate MC samples are generated and dedicated corrections to the simulations are applied for different data-taking eras to take into account evolving conditions.

Pseudoscalar  $\eta_t$  production is generated using a simplified model [17, 51], implemented as a generic resonance in the MADGRAPH5\_AMC@NLO 2.6.5 event generator [52] at LO, with an effective contact interaction describing the gluon- $\eta_t$  coupling. Samples of resonant  $\eta_t \rightarrow WbWb$  events are produced, thus including contributions from off-shell top quarks. The  $\eta_t$  mass and width are set to 343 and 2.8 GeV, respectively, corresponding to the expectation that the toponium mass is twice  $m_t$  minus a binding energy of about 2 GeV [17], and its decay width is twice the width of the top quark [13]. The branching ratio of  $W \rightarrow \ell\nu$  is taken to be 11.1% [52]. The non-relativistic Hamiltonian reweighting mentioned in [17, 19] is not applied since its impact on the analysis is expected to be negligible [15]. Scalar  $\chi_t$  production is simulated in the same way with identical mass and width values, but with relevant  $CP$ -odd couplings replaced by  $CP$ -even ones.

The nonresonant  $t\bar{t}$  production process is simulated at NLO in perturbative quantum chromodynamics (pQCD) using the hvq model implemented in POWHEG v2 [53–56]. The factorization and renormalization scales ( $\mu_F$  and  $\mu_R$ ) are set to  $\sqrt{m_t^2 + p_{T,t}^2}$ , where  $p_{T,t}$  is the  $p_T$  of the top quarks in the underlying Born-level configuration. Decays of the top quarks are performed using the narrow-width approximation [57]. The sample is normalized to the predicted  $t\bar{t}$  production cross section of  $833.9_{-30.0}^{+20.5}$  pb, as calculated with the TOP++2.0 program at NNLO in pQCD, and including soft-gluon resummation at next-to-next-to-leading-logarithmic (NNLL) accuracy [58]. To improve the theoretical description of the kinematic distributions of the  $t\bar{t}$  production process, the sample is reweighted to account for higher-order corrections. The prediction at NNLO in pQCD is calculated using the MATRIX program [59], and electroweak (EW) corrections at NLO using the HATHOR program [60–65]. Both predictions are computed at the level of stable top quarks with a nominal scale choice of  $0.5(\sqrt{m_t^2 + p_{T,t}^2} + \sqrt{m_t^2 + p_{T,\bar{t}}^2})$ , where  $p_{T,\bar{t}}$  is the  $p_T$  of the top antiquark, and using the same NNPDF3.1 PDF set as the POWHEG  $t\bar{t}$  sample. The POWHEG  $t\bar{t}$  sample is reweighted to the NNLO pQCD and NLO EW predictions using double-differential weights, evaluated at the generator level as a function of  $m_{t\bar{t}}$  and of the top quark scattering angle with respect to the  $t\bar{t}$  system. The  $t\bar{t}$  production sample obtained in this way

is referred to as fixed-order (FO) pQCD sample in the following. In addition, three further samples are generated with different generator setups: (i) the same POWHEG ME calculation matched to HERWIG7.2.2 [66, 67], using the angular-ordered parton shower model; (ii) MADGRAPH5\_AMC@NLO at NLO in pQCD with up to two additional jets in the ME and matched to PYTHIA with the FxFx merging scheme [68], using the default scale choices for FxFx merging; and (iii) the bb41 ME generator in POWHEG vRES [69–71], which simulates the full process  $pp \rightarrow b\bar{b}\ell^+\ell^-\nu\bar{\nu}$  at NLO in pQCD and thus includes full off-shell contributions beyond the narrow-width approximation, using the default scale choices [69] and matched to PYTHIA. The same NNLO pQCD and NLO EW corrections as before are also applied to these samples. In the case of bb41, the corrections are only applied to the  $t\bar{t}$  part of the full sample. For this purpose, we use ME-based resonance history projectors [71].

The  $\eta_t$  and  $\chi_t$  samples are added to the FO pQCD  $t\bar{t}$  sample [51, 72, 73]. We have tested that adding the  $\eta_t$  and FO pQCD  $t\bar{t}$  samples in this way gives similar results to the most recent NRQCD prediction [18], which uses the NLO QCD potential for Coulomb resummation and includes threshold resummation at NLL accuracy.

Reducible background (BG) contributions in the analysis originate from single top quark production (tX), Drell–Yan production ( $Z/\gamma^*$ ), diboson production (WW, WZ, and ZZ),  $t\bar{t}$  production in association with a vector boson ( $t\bar{t}V$ ), and  $t\bar{t}$  production with an additional misidentified or nonprompt lepton. The tX processes via the  $t$ ,  $tW$ , and  $s$  channels are generated at NLO using POWHEG v2, POWHEG, and MADGRAPH5\_AMC@NLO, respectively [52, 74, 75], and normalized to the NLO cross section predictions for the  $t$  and  $s$  channels [64, 76], and the approximate NNLO prediction for the  $tW$  channel [77]. To eliminate the overlap between  $tW$  and  $t\bar{t}$  production at NLO, the diagram removal scheme [78] is used. For the  $Z/\gamma^*$  process, samples are generated with POWHEG [54, 55] with multi-scale-improved NNLO accuracy in QCD [79, 80], matched with PYTHIA for initial-state radiation (ISR) and PHOTOS [81, 82] for FSR. The total yield of the  $Z/\gamma^*$  prediction is corrected using data following a modified version of the procedure described in [83]. The diboson processes are generated using PYTHIA and normalized to the respective NNLO (WW) [84] or NLO (WZ and ZZ) [85] cross sections. We checked that replacing the WW contribution with the nonresonant  $WWb\bar{b}$  production, which leads to the same final state as  $t\bar{t}$  production, does not change the results of this work. The  $t\bar{t}V$  events are generated at NLO with MADGRAPH5\_AMC@NLO. The background contribution due to  $t\bar{t}$  production with an additional misidentified or nonprompt lepton is estimated from the same FO pQCD  $t\bar{t}$  MC sample as described above, considering both the  $\ell\bar{\ell}$  and  $\ell j$  decay channels of  $t\bar{t}$ . Background contributions due to  $W$ +jets events with one additional misidentified or nonprompt lepton or due to QCD multijet events with two such leptons are found to be negligible. Further details on other reducible background predictions are given in [21].

### 2.3. Event selection

Candidate events are required to have exactly two well-identified leptons (electrons and/or muons) of opposite charge, with  $p_T > 20$  GeV and at least one of them with  $p_T > 25$  GeV. Events with an additional well-identified electron or muon with  $p_T > 20$  GeV are rejected. The invariant mass  $m_{\ell\ell}$  of the dilepton pair is required to be larger than 20 GeV to suppress low-mass resonances. To suppress  $Z/\gamma^*$  background contributions, events in the  $ee$  and  $\mu\mu$  channels are required to have  $p_T^{\text{miss}} > 40$  GeV and  $|m_{\ell\ell} - 91 \text{ GeV}| > 15$  GeV, i.e., to be outside of the Z boson mass window [86]. The presence of at least two jets with  $p_T > 30$  GeV and of at least one b-tagged jet with  $p_T > 20$  GeV is required, resulting in two or more jets per selected event.

Each event is reconstructed using a kinematic reconstruction algorithm, which assumes that the final state consists of a  $t\bar{t}$  pair that decays into two leptonically decaying W bosons. The algorithm [87] proceeds in two steps, first identifying b and  $\bar{b}$  quark candidates and then reconstructing the momenta of the neutrinos. In the first step, we consider all b-tagged jets in the event as b and  $\bar{b}$  quark candidates. For events with exactly one b-tagged jet, either the b or  $\bar{b}$  quark candidate, but not both, are taken from the non-b-tagged jets. The invariant masses of the visible top quark decay products  $m_{\ell+b}$  and  $m_{\ell-\bar{b}}$  are calculated for all possible  $b\bar{b}$  candidate pair assignments, and the pair maximizing the likelihood of being the correct pair is chosen for the second step. The likelihood is constructed using the expected distribution of the invariant mass of the lepton and b-tagged jet system, which has a different shape depending on whether the lepton and b-tagged jet originate from the decay of the same top quark, or not. The second step uses an analytic method [88] to solve a system of equations in the  $\nu_\ell$  and  $\bar{\nu}_\ell$  momenta formed by requiring that: (i) the invariant masses of the  $\ell^+\nu_\ell b$  and  $\ell^-\bar{\nu}_\ell\bar{b}$  systems are equal to 172.5 GeV, (ii) the invariant masses of the  $\ell^+\nu_\ell$  and  $\ell^-\bar{\nu}_\ell$  systems are equal to the W boson mass, and (iii) the  $\nu_\ell\bar{\nu}_\ell$  system is the sole source of the measured  $\vec{p}_T^{\text{miss}}$ . In case of multiple real solutions, the one with the lowest reconstructed value of  $m_{t\bar{t}}$  is used, which has been found to minimize possible biases with respect to the true  $m_{t\bar{t}}$  value [89, 90]. This step is repeated 100 times, with random smearing applied to the momenta of the  $\ell^+$ ,  $\ell^-$ , b, and  $\bar{b}$  candidates, by sampling from the distributions of the relative energy difference and angular distance between reconstructed and truth-level particles. The effect of the smearing is propagated to the measured  $\vec{p}_T^{\text{miss}}$ . This smearing procedure incorporates the detector resolution into the reconstruction and, in particular, recovers solutions in cases where the nominal configuration would lead to a system of equations without real solution. The final result of the reconstruction is taken as the weighted averages of the t and  $\bar{t}$  quark four-momenta, computed over all repetitions that result in a real solution with weight evaluated via the same likelihood based on  $m_{\ell+b}$  and  $m_{\ell-\bar{b}}$  used for the  $b\bar{b}$  quark candidate assignment. Events yielding no real solution in any iteration are rejected. The resolution of the reconstructed  $m_{t\bar{t}}$  is around

15% at the  $t\bar{t}$  threshold and increases up to 25% for higher  $m_{t\bar{t}}$  values. Similarly, the resolution of the reconstructed top quark  $p_T$  is around 50 GeV for  $p_T < 100$  GeV and increases towards 100 GeV for higher momenta.

Two angular observables  $c_{\text{hel}}$  and  $c_{\text{han}}$  are defined to probe the spin correlation of the  $t\bar{t}$  system as follows. We define  $\hat{\ell}_t^+$  and  $\hat{\ell}_t^-$  as the unit vectors of the momenta of the two leptons in the rest frames of their parent t and  $\bar{t}$ , respectively [21]. The variable  $c_{\text{hel}}$  [91, 92] is then defined as the scalar product of  $\hat{\ell}_t^+$  and  $\hat{\ell}_t^-$ , and  $c_{\text{han}}$  [93] similarly but with a sign flip in the component parallel to the t direction (i.e., the  $\hat{k}$  direction in [92]) of either  $\hat{\ell}_t^+$  or  $\hat{\ell}_t^-$ . The slopes of both distributions are related to the degree of alignment between the t and  $\bar{t}$  spins. The production of  $\eta_t$  results in a  $t\bar{t}$  system in the  $^1S_0^{[1]}$  state with anticorrelated t and  $\bar{t}$  spins, resulting in a normalized  $c_{\text{hel}}$  distribution with a maximal slope of +1, steeper than the one of the FO pQCD prediction. In contrast,  $\chi_t$  production of a  $t\bar{t}$  system in the  $^3P_0^{[1]}$  state results in a  $c_{\text{hel}}$  slope of  $-1/3$ . Concerning  $c_{\text{han}}$ , the normalized distribution predicted by FO pQCD is almost flat, whereas  $\eta_t$  and  $\chi_t$  production result in slopes of  $+1/3$  and  $-1$ , respectively [21].

### 2.4. Statistical analysis

A binned profile maximum likelihood fit [94–97], implemented in COMBINE [98], is performed to evaluate the compatibility of the observed data with the predictions and to obtain a best fit estimate of the cross section of the  $\eta_t$  and/or  $\chi_t$  contributions. A three-dimensional (3D) template built from  $m_{t\bar{t}}$ ,  $c_{\text{hel}}$ , and  $c_{\text{han}}$  is used as the fitted distribution. Various sources of uncertainty affect the 3D template and are implemented as nuisance parameters in the fit, capable of changing both the rate and the shape of the templates. Experimental uncertainties related to trigger, electron identification [33], muon identification [34], and b tagging (separately for b/c and u/d/s/g jets) [43] efficiencies, as well as to pileup reweighting, are evaluated by varying the corresponding corrections to the simulation by their uncertainties. Uncertainties in the jet  $p_T$  scale and resolution [38], as well as an additional uncertainty in the  $p_T^{\text{miss}}$  contribution from detector deposits not clustered into jets [39], are evaluated by varying the jet  $p_T$  and  $p_T^{\text{miss}}$  directly. Additional nuisance parameters are assigned for an inefficiency caused by the gradual shift in the timing of the ECAL trigger inputs [32], and for the uncertainty of 1.6% in the integrated luminosity measurement [99–101] that affects the normalization of all simulated processes. Besides experimental effects, several theoretical uncertainties related to the modeling of the signal and background processes are considered, as described below.

First, we consider theoretical uncertainties in the FO pQCD prediction of  $t\bar{t}$  production. The NLO EW correction depends on the value of the top quark Yukawa coupling  $y_t$ . The leading  $y_t$  dependence is quadratic, originating from the interference of diagrams containing a virtual Higgs boson with LO pQCD

diagrams. A shape uncertainty of  $+11/-12\%$  in  $y_t$  around the nominal value of the SM prediction is evaluated, conservatively using the uncertainty from the measurement reported in [102]. Following [65], the difference between the multiplicative and additive application schemes when combining the NLO EW corrections with the NNLO pQCD corrections of about  $1\%-2\%$  is taken as an additional uncertainty. We treat the multiplicative application scheme as the nominal EW correction and the additive application scheme as the  $+1\sigma$  shift of this uncertainty. Relative to the nominal template, the  $-1\sigma$  shift has the same magnitude and opposite sign as the  $+1\sigma$  shift. All other uncertainties encoding the difference between nominal and alternative modeling choices are implemented similarly. The uncertainty in  $m_t$  is considered by shifting its value in simulation by  $\pm 1$  GeV [103]. We have checked that the exact range of the  $m_t$  uncertainty does not influence the conclusions of this work. The values of  $\mu_R$  and  $\mu_F$  in the ME calculation are varied independently up and down by a factor of 2. The effects of the  $m_t$ ,  $\mu_R$ , and  $\mu_F$  variations on the shape of the 3D template are considered at NLO accuracy, whereas the effects on the overall normalization are taken from the NNLO+NNLL calculation [58, 104]. The scales used to evaluate the strong coupling constant  $\alpha_S$  in the PS simulation of ISR and FSR are varied independently by a factor of 2 in each direction. Uncertainties in the underlying event tune are estimated by varying the CP5 parameters [49]. Two uncertainties are considered for the color reconnection model, with one based on the ‘QCD-inspired’ model [105], and the other by switching on the early resonance decay option in PYTHIA [106]. The uncertainty in the ME-PS matching scale is evaluated by varying the POWHEG parameter  $h_{\text{damp}}$ , which controls the radiation of additional high- $p_T$  jets. The nominal value of  $h_{\text{damp}}$  and the considered variations are  $1.58^{+0.66}_{-0.59} m_t$  [107]. The uncertainty from the PDF choice is evaluated by reweighting the simulated  $t\bar{t}$  events using 100 replicas of the NNPDF3.1 PDF set, and taking the base variation with the largest eigenvalue as obtained from a principal component analysis in the space of the final 3D templates. The uncertainty in the value of  $\alpha_S$  in the PDF set is used as a second independent PDF uncertainty.

The choice of ME event generator for the  $t\bar{t}$  FO pQCD prediction is validated through a comparison of the nominal  $t\bar{t}$  FO pQCD + tW prediction with the alternative prediction obtained with bb41, which includes off-shell contributions to the  $b\bar{b}\ell^+\ell^-\nu\bar{\nu}$  final state. The difference between the two predictions is assigned as an additional uncertainty. Similarly, the comparison of the nominal  $t\bar{t}$  FO pQCD prediction with the alternative generator setup using HERWIG is used to assign an additional uncertainty for the choice of the parton shower program.

The uncertainties due to  $\mu_F$ , ISR, and FSR scales in the  $\eta_t$  and  $\chi_t$  simulations are evaluated by independently varying them up and down by a factor of 2. Since the employed model uses effective  $\eta_t$  and  $\chi_t$  production via a contact interaction with no dependence on  $\alpha_S$ , variations of  $\mu_R$  have no effect. The uncertainty in  $m_t$  is considered by varying its value

in simulation by  $\pm 1$  GeV, and is treated as fully correlated with the  $m_t$  variation in the FO pQCD  $t\bar{t}$  prediction. Other theoretical uncertainties in the  $\eta_t$  and  $\chi_t$  simulations, such as the PDF variations, are found to be small compared to the already considered effects and are thus neglected.

The  $\mu_R$ ,  $\mu_F$ , ISR, and FSR scale uncertainties are also independently considered for the  $Z/\gamma^*$  and tX processes. Normalization uncertainties for the non- $t\bar{t}$  background processes are assigned based on the precision of relevant cross section measurements [108–113], resulting in larger uncertainties than those of the corresponding theoretical computations.

### 3. Results

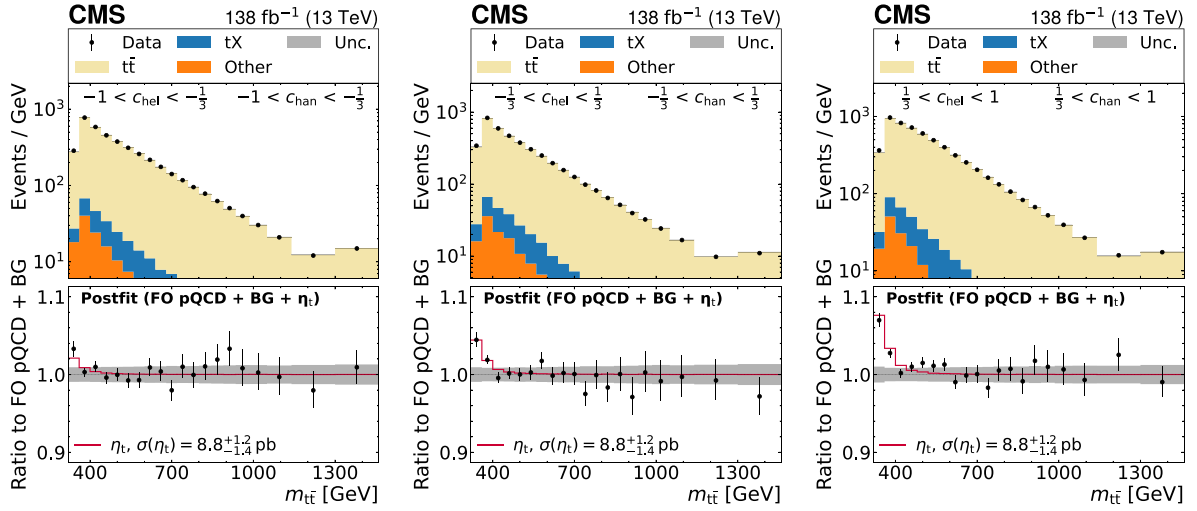
We observe an excess of events in the data with respect to the FO pQCD prediction. This excess occurs mainly at low  $m_{t\bar{t}}$ , and its strength depends on  $c_{\text{hel}}$  and  $c_{\text{han}}$ . We analyze the  $m_{t\bar{t}}$  distribution in  $3\times 3$  equal-sized  $c_{\text{hel}}$  and  $c_{\text{han}}$  bins, and show three of these bins in figure 1: the bin ( $-1 < c_{\text{hel}} < -1/3$ ,  $-1 < c_{\text{han}} < -1/3$ ) where the  $\eta_t$  contribution is expected to be small (left), the intermediate bin ( $-1/3 < c_{\text{hel}} < 1/3$ ,  $-1/3 < c_{\text{han}} < 1/3$ ) (middle), and the bin ( $1/3 < c_{\text{hel}} < 1$ ,  $1/3 < c_{\text{han}} < 1$ ) where the  $\eta_t$  contribution is expected to be enhanced (right). In figure 2(left), the  $c_{\text{hel}}$  distribution is shown for  $m_{t\bar{t}} < 360$  GeV and integrated over  $c_{\text{han}}$ . The data show a steeper slope than the FO pQCD prediction, as expected from an additional pseudoscalar contribution. As can be seen in both figures, the  $\eta_t$  model can accommodate the excess.

We measure an  $\eta_t$  production cross section of

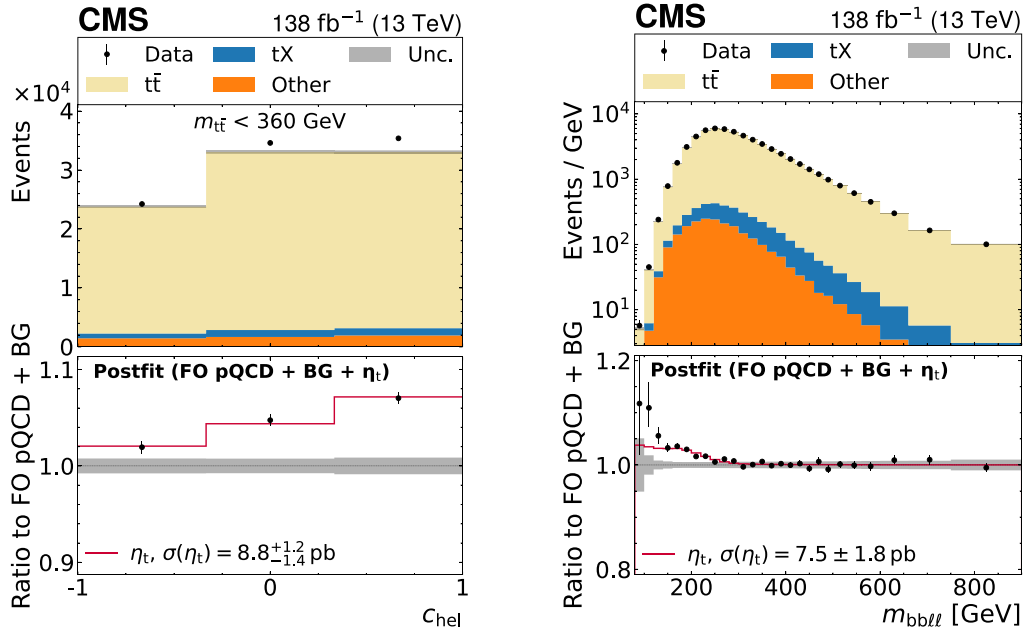
$$\sigma(\eta_t) = 8.8 \pm 0.5 \text{ (stat)}^{+1.1}_{-1.3} \text{ (syst)} \text{ pb} = 8.8^{+1.2}_{-1.4} \text{ pb.}$$

Here, the statistical component of the uncertainty is estimated by fixing all nuisance parameters to their postfit values, while the systematic component is obtained as the quadratic difference between the total and the statistical uncertainty. Our result is comparable to the magnitude of the theory estimate of 6.4 pb, which is obtained by fitting the results of an NRQCD calculation from [15] and subtracting the NLO+NLL pQCD prediction [17], within the range of  $338 < m_{t\bar{t}} < 350$  GeV. This is compatible with the recent NRQCD calculation in [18]. At the time of writing this paper, neither of these theoretical predictions has uncertainty estimates attached. The cross section measured in this work is without any explicit restrictions on the  $m_{t\bar{t}}$  range. The significance of the excess over the hypothesis with no  $\eta_t$  production exceeds five standard deviations (SDs).

To explore the spin and  $CP$  structure of the resonant excess, we perform an alternative fit that simultaneously includes contributions from pseudoscalar  $\eta_t$  and scalar  $\chi_t$  production. The results are shown in figure 3. While the data is compatible with zero contribution from the  $\chi_t$  state within one SD, zero contribution from the  $\eta_t$  state is excluded with a significance exceeding five SDs. This establishes the presence of a pseudoscalar excess.



**Figure 1.** Observed (points with statistical error bars) and predicted (stacked colored histograms)  $m_{t\bar{t}}$  distribution in three out of nine ( $c_{\text{hel}}$ ,  $c_{\text{chan}}$ ) bins. In the upper panels, the  $t\bar{t}$  histogram shows the FO pQCD prediction after the fit to the data that includes the  $\eta_t$  signal model (whose contribution is not drawn), and the shown event rates are divided by the bin width. The lower panels display the ratio of the data to the FO pQCD + background prediction, with  $\eta_t$  signal overlaid at its best fit  $\eta_t$  cross section (red line). The gray band indicates the postfit uncertainty. The first and last  $m_{t\bar{t}}$  bins include all events with reconstructed  $m_{t\bar{t}}$  below 360 and above 1300 GeV, respectively, and the drawn bin width is used for the normalization in these bins.



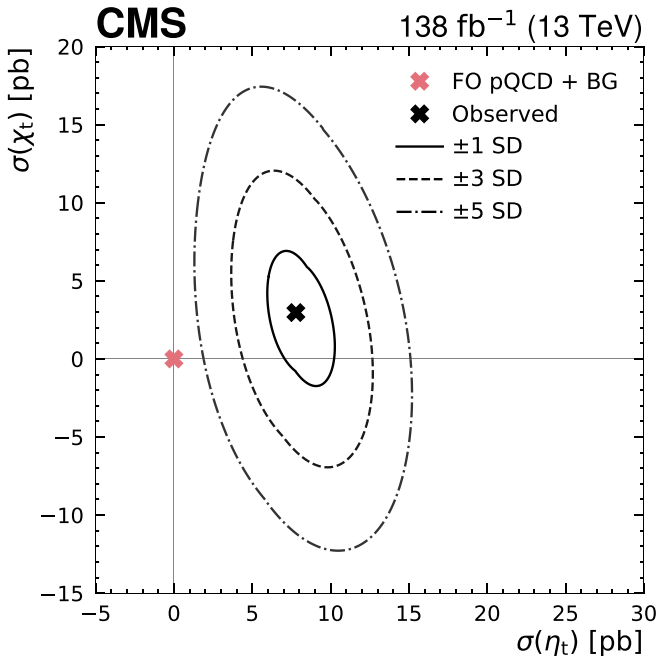
**Figure 2.** Observed (points with statistical error bars) and predicted (stacked colored histograms) distributions. Left:  $c_{\text{hel}}$  for  $m_{t\bar{t}} < 360$  GeV and integrated over  $c_{\text{chan}}$ , from the nominal fit using  $m_{t\bar{t}}$ . Right:  $m_{bb\ell\ell}$  integrated over  $c_{\text{hel}}$  and  $c_{\text{chan}}$ , from the alternative fit using  $m_{bb\ell\ell}$  instead of  $m_{t\bar{t}}$ , which is discussed in section 4.1. In the upper panels, the  $t\bar{t}$  histogram shows the FO pQCD prediction after the fit to the data that includes the  $\eta_t$  signal model (whose contribution is not drawn). On the right, the shown event rates are divided by the bin width. The lower panels display the ratio of the data to the FO pQCD + background prediction, with  $\eta_t$  signal overlaid at its best fit  $\eta_t$  cross section (red line). The gray band indicates the postfit uncertainty. The first and last  $m_{bb\ell\ell}$  bins include all events with reconstructed  $m_{bb\ell\ell}$  below 100 and above 750 GeV, respectively, and the drawn bin width is used for the normalization in these bins.

## 4. Discussion

### 4.1. Robustness of the experimental analysis methods

To ensure that the on-shell assumption used in the kinematic reconstruction algorithm does not sculpt the  $m_{t\bar{t}}$  distribution to

be signal-like through an unaccounted systematic effect, we repeat the analysis with a similar strategy but changing the fit distribution from  $m_{t\bar{t}}$  to  $m_{bb\ell\ell}$ . This observable is defined without any assumption on the value of  $m_t$ , and is shown in figure 2(right). To minimize dependence on modeling assumptions, nuisance parameters encoding the difference between



**Figure 3.** Best fit value (cross) and allowed regions at one (solid line), three (dashed line), and five (dotted-dashed line) SDs for the cross section of  $\eta_t$  and  $\chi_t$  production, as observed in data (black). The FO pQCD + background expectation of zero  $\eta_t$  and  $\chi_t$  contributions is denoted by a pink star. Negative cross section values refer to a reduction of the  $t\bar{t}$  production cross sections with respect to the FO pQCD + background prediction around the threshold.

the generators were not included in this check. A cross section of  $\sigma(\eta_t) = 7.5 \pm 1.8 \text{ pb}$  is obtained in the  $m_{b\bar{t}l\ell}$  fit. This is compatible with the nominal strategy, but with less sensitivity, which is expected. We conclude that the kinematic reconstruction algorithm does not introduce spurious effects in our analysis.

As an additional check of the experimental reconstruction, we investigate the impact of possible jet  $p_T$  scale mismodeling on  $m_{\bar{t}l}$  by fitting pseudodata obtained from the FO pQCD prediction with the jet  $p_T$  scale shifted up or down by its prefit uncertainty. We find the resulting shift in the  $\eta_t$  cross section to be less than one SD of the nominal result.

#### 4.2. Comparison between fits with and without $\eta_t$ contribution

The  $m_{\bar{t}l}$  and  $c_{\text{hel}}$  distributions obtained with a ‘background-only’ fit, i.e., considering only the FO pQCD prediction plus background contributions without the  $\eta_t$  signal (labeled FO pQCD + background) and including all nuisance parameters, are shown in figure 4. The fit is able to absorb parts of the low- $m_{\bar{t}l}$  excess of data over prediction. Nevertheless, a  $c_{\text{hel}}$  distribution with a higher slope than the FO pQCD expectation remains visible, as expected for an  $\eta_t$  contribution, cf figure 2(left).

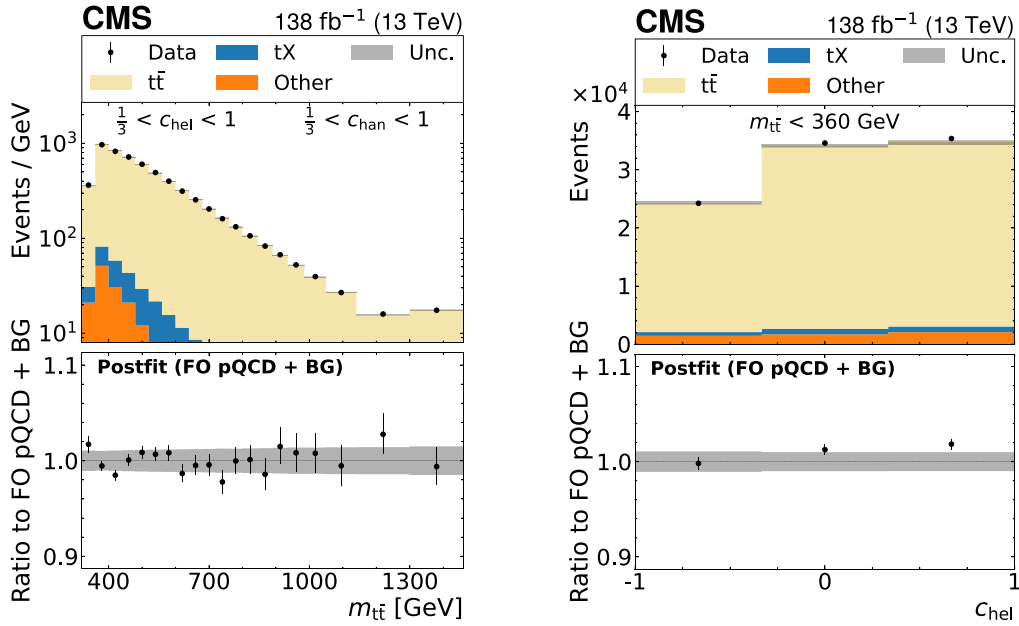
The quality of both the FO pQCD + background +  $\eta_t$  and FO pQCD + background fits is compared in figure 5 through the postfit deviations of nuisance parameters from

their prefit values (‘pulls’) as well as their postfit reduction in uncertainty (‘constraints’) in both cases. In the FO pQCD + background +  $\eta_t$  fit (black filled circles), no nuisance parameter is pulled from its prefit value by more than one SD. In contrast, in the FO pQCD + background fit (gray empty circles), the two nuisance parameters associated with the EW corrections (the top quark Yukawa coupling and the correction scheme) are pulled strongly away from their expected values. Since the EW contribution from diagrams containing a Higgs boson is expected to cause enhancements at the  $t\bar{t}$  threshold similar to  $\eta_t$  [65], this can compensate for the observed excess of events and slope in  $c_{\text{hel}}$ . This, together with the fact that there is still a residual positive slope near the  $t\bar{t}$  threshold in figure 4, corroborates the conclusion of the statistical analysis that a nonzero  $\eta_t$  contribution is the more physically sensible interpretation of the data.

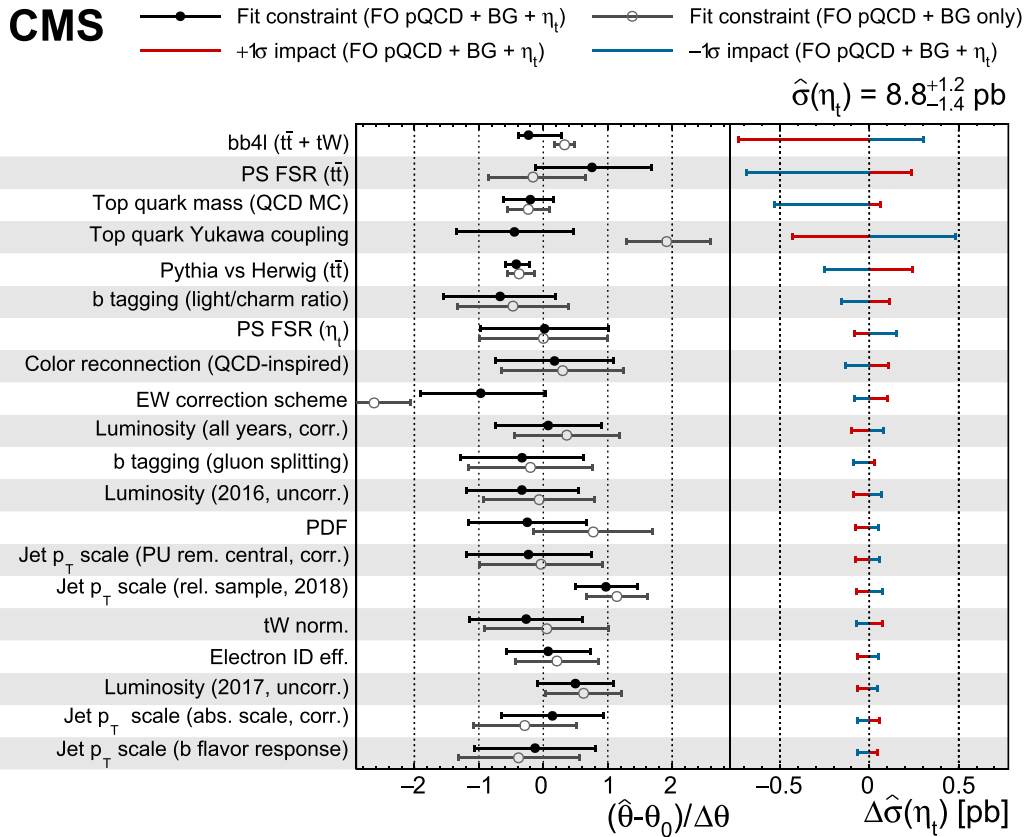
Other significant nuisance parameters are constrained in both the FO pQCD + background +  $\eta_t$  and the FO pQCD + background fit. These include the top quark mass, to which  $m_{\bar{t}l}$  is naturally sensitive, and the differences between PYTHIA and HERWIG as well as between hvq and bb41, which are discussed in the next section. We investigate whether the observed pulls and constraints could be attributed to imperfect modeling in specific regions of phase space by splitting each relevant nuisance parameter in two different ways: by binning separately in  $c_{\text{hel}}$  and  $c_{\text{han}}$ , or by dividing into three  $m_{\bar{t}l}$  regions  $m_{\bar{t}l} < 400 \text{ GeV}$ ,  $400 < m_{\bar{t}l} < 600 \text{ GeV}$ , and  $m_{\bar{t}l} > 600 \text{ GeV}$ . In all cases, the resulting constraints are comparable with those obtained in the nominal fit. Furthermore, we verify that the prefit uncertainty ranges of these nuisance parameters do not significantly impact the final result by performing alternative fits in which the modeling-related nuisance parameters are left unconstrained. The resulting  $\eta_t$  cross sections remain compatible with those from the nominal fit, even when the nuisance parameters are split as described above.

#### 4.3. Comparison between different baseline FO pQCD predictions

Here, we present and discuss the comparison between different setups to generate the FO pQCD + background predictions. Fit results obtained with the nominal FO pQCD  $t\bar{t}$  prediction and the three alternative generator setups introduced in section 2.2 are compared in table 1. The setup ‘POWHEG v2 hvq + PYTHIA’ refers to the sample used in the nominal result. The fit results shown here do not include the two systematic uncertainties for the choice of the ME event generator and the parton shower program, which are evaluated from comparisons between the different generator setups. The setup ‘POWHEG vRES bb41 + PYTHIA’ does not use the nominal tW prediction and has dedicated samples to derive systematic uncertainty templates, whereas the other three setups use the same nominal tW prediction and share the samples used to derive systematic uncertainty templates with the nominal result. The largest difference in  $\sigma(\eta_t)$  with respect to the nominal result is found for POWHEG vRES bb41 + PYTHIA, which is lower by  $\sim 1.5$  SDs.



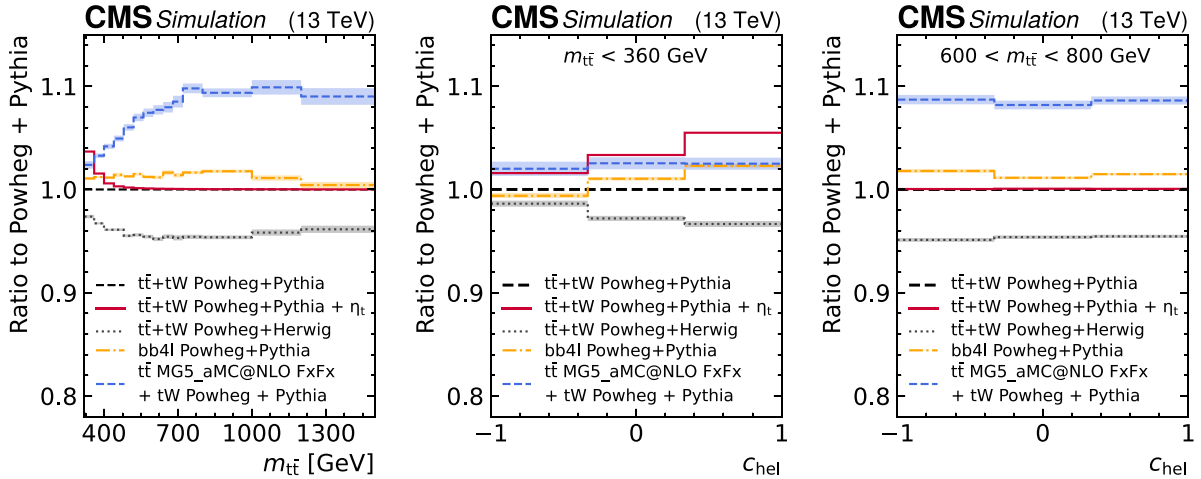
**Figure 4.** Observed (points with statistical error bars) and predicted (stacked colored histograms)  $m_{t\bar{t}}$  distribution in the  $(c_{hel}, c_{chan})$  bin with the highest expected  $\eta_t$  contribution (left) and  $c_{hel}$  distribution for  $m_{t\bar{t}} < 360$  GeV and integrated over  $c_{chan}$  (right). In the upper panels, the histograms account only for the FO pQCD + background prediction, and are shown after the background-only fit to the data. On the left, the shown event rates are divided by the bin width. The lower panels display the ratio of the data to the FO pQCD + background prediction. The gray band indicates the postfit uncertainty. The binning is the same as in figures 1 and 2 (left).



**Figure 5.** For the nuisance parameters listed in the left column, the pulls  $(\hat{\theta} - \theta_0) / \Delta\theta$  (middle column), where  $\hat{\theta}$  and  $\theta_0$  are the postfit and prefit values of the nuisance parameters and  $\Delta\theta$  is the prefit uncertainty, are shown for the FO pQCD + background +  $\eta_t$  (black filled circles) and FO pQCD + background (gray empty circles) fit, as well as the impacts  $\Delta\hat{\sigma}(\eta_t)$  (right column) for the FO pQCD + background +  $\eta_t$  fit. The impact  $\Delta\hat{\sigma}(\eta_t)$  for a nuisance parameter  $\theta$  is calculated by varying  $\theta$  by  $\pm 1$  SD and evaluating the shift in  $\sigma(\eta_t)$ . The nuisance parameters are ordered by the maximum of their  $\pm 1$  SD impacts in the FO pQCD + background +  $\eta_t$  fit.

**Table 1.** Results for  $\sigma(\eta_t)$  obtained with different simulated event samples for the  $t\bar{t}$  FO pQCD (+tW) prediction. Nuisance parameters encoding the difference between different generators are not included in these results. The nominal result, i.e., POWHEG v2 hvq + PYTHIA including these nuisance parameters, is shown for comparison.

FO pQCD generator setup	$\sigma(\eta_t)$ (pb)
POWHEG v2 hvq + PYTHIA	$8.7 \pm 1.1$
POWHEG v2 hvq + HERWIG	$8.6 \pm 1.1$
MADGRAPH5_aMC@NLO FxFx + PYTHIA	$9.8 \pm 1.3$
POWHEG vRES bb41 + PYTHIA	$6.6 \pm 1.4$
Nominal result	$8.8^{+1.2}_{-1.4}$



**Figure 6.** Ratios of the predictions for POWHEG v2 hvq + HERWIG (gray), POWHEG vRES bb41 + PYTHIA (orange), and MADGRAPH5\_aMC@NLO FxFx + PYTHIA (blue) to POWHEG v2 hvq + PYTHIA (black) for  $m_{t\bar{t}}$  (left),  $c_{hel}$  at the  $t\bar{t}$  threshold ( $m_{t\bar{t}} < 360$  GeV, center), and  $c_{hel}$  in the  $t\bar{t}$  continuum ( $600 < m_{t\bar{t}} < 800$  GeV, right), both integrated over  $c_{han}$ . The effect of adding  $\eta_t$  to POWHEG v2 hvq + PYTHIA is shown in red for comparison. The shaded bands denote the statistical uncertainties from the MC simulation.

To illustrate the differences between the generator setups, the ratios to the nominal POWHEG v2 hvq + PYTHIA prediction are shown in figure 6 for the  $m_{t\bar{t}}$  distribution, as well as the  $c_{hel}$  distribution at the  $t\bar{t}$  threshold and in the  $t\bar{t}$  continuum. It can be seen that HERWIG, compared to PYTHIA, predicts a lower  $t\bar{t}$  acceptance, an increase of events at low  $m_{t\bar{t}}$  (similar to  $\eta_t$ ), and a reduced slope in  $c_{hel}$  for low  $m_{t\bar{t}}$  (opposite to  $\eta_t$ ). Since these effects are contradicting the prediction from  $\eta_t$  production, the observed  $\sigma(\eta_t)$  value remains basically unchanged. In contrast, the bb41 sample predicts a stronger slope in  $c_{hel}$  for low  $m_{t\bar{t}}$ , which is similar to  $\eta_t$  and thus explains the smaller observed  $\sigma(\eta_t)$  value when this setup is used as the background prediction. Figure 6(right) shows, however, that above the threshold the considered generators predict the same slope in  $c_{hel}$ .

These findings, as presented in table 1, are consistent with the constraints and impacts of the two nuisance parameters associated with the differences between PYTHIA and HERWIG as well as between hvq and bb41, shown in figure 5. In particular, the strong impact of bb41 on the extracted value of  $\sigma(\eta_t)$  is apparent. Notably, in figure 5, the nuisance parameter associated with bb41 is constrained around zero, indicating that the nominal hvq prediction provides a better description of the data. A detailed explanation of this observation is left for future investigations.

Furthermore, MADGRAPH5\_aMC@NLO predicts a significant slope in  $m_{t\bar{t}}$  compared to POWHEG, while the spin correlations are unchanged. This is consistent with an increase in the extracted value of  $\sigma(\eta_t)$ , as given in table 1.

## 5. Summary

We report the observation of resonant top quark-antiquark ( $t\bar{t}$ ) production near the kinematic production threshold, with spin properties consistent with contributions from a pseudoscalar state, using pp collision data recorded by the CMS experiment at  $\sqrt{s} = 13$  TeV in 2016–2018 and corresponding to an integrated luminosity of  $138 \text{ fb}^{-1}$ . The data is compared to the SM prediction including only nonresonant  $t\bar{t}$  production obtained with FO calculations in pQCDs. An excess is observed with respect to this model, with a statistical significance exceeding five SDs. We emphasize, however, that the modeling of the  $t\bar{t}$  threshold region is challenging and requires further theoretical investigation. It is worth noting that alternative explanations of the excess are also plausible, given the current experimental resolution of the  $t\bar{t}$  invariant mass; we explore this direction further in [21]. The result is compatible with the formation of a  $^1S_0^{[1]}$  toponium quasi-bound state  $\eta_t$  with a measured cross section of  $\sigma(\eta_t) = 8.8^{+1.2}_{-1.4} \text{ pb}$ , based on a simplified model inspired by nonrelativistic quantum chromodynamics.

## Data availability statement

Release and preservation of data used by the CMS Collaboration as the basis for publications is guided by the [CMS data preservation, re-use and open access policy](#).

## Acknowledgments

We congratulate our colleagues in the CERN accelerator departments for the excellent performance of the LHC and thank the technical and administrative staffs at CERN and at other CMS institutes for their contributions to the success of the CMS effort. In addition, we gratefully acknowledge the computing centers and personnel of the Worldwide LHC Computing Grid and other centers for delivering so effectively the computing infrastructure essential to our analyses. Finally, we acknowledge the enduring support for the construction and operation of the LHC, the CMS detector, and the supporting computing infrastructure provided by the following funding agencies: SC (Armenia), BMBWF and FWF (Austria); FNRS and FWO (Belgium); CNPq, CAPES, FAPERJ, FAPERGS, and FAPESP (Brazil); MES and BNSF (Bulgaria); CERN; CAS, MoST, and NSFC (China); Minciencias (Colombia); MSES and CSF (Croatia); RIF (Cyprus); SENESCYT (Ecuador); ERC PRG, RVTT3 and MoER TK202 (Estonia); Academy of Finland, MEC, and HIP (Finland); CEA and CNRS/IN2P3 (France); SRNSF (Georgia); BMBF, DFG, and HGF (Germany); GSRI (Greece); NKFIH (Hungary); DAE and DST (India); IPM (Iran); SFI (Ireland); INFN (Italy); MSIP and NRF (Republic of Korea); MES (Latvia); LMTLT (Lithuania); MOE and UM (Malaysia); BUAP, CINVESTAV, CONACYT, LNS, SEP, and UASLP-FAI (Mexico); MOS (Montenegro); MBIE (New Zealand); PAEC (Pakistan); MES and NSC (Poland); FCT (Portugal); MESTD (Serbia); MICIU/AEI and PCTI (Spain); MOSTR (Sri Lanka); Swiss Funding Agencies (Switzerland); MST (Taipei); MHESI and NSTDA (Thailand); TUBITAK and TENMAK (Turkey); NASU (Ukraine); STFC (United Kingdom); DOE and NSF (USA).

Individuals have received support from the Marie-Curie program and the European Research Council and Horizon 2020 Grant, Contract Nos. 675440, 724704, 752730, 758316, 765710, 824093, 101115353, 101002207, and COST Action CA16108 (European Union); the Leventis Foundation; the Alfred P. Sloan Foundation; the Alexander von Humboldt Foundation; the Science Committee, Project No. 22r1-037 (Armenia); the Fonds pour la Formation à la Recherche dans l'Industrie et dans l'Agriculture (FRIA-Belgium); the Beijing Municipal Science & Technology Commission, No. Z191100007219010 and Fundamental Research Funds for the Central Universities (China); the Ministry of Education, Youth and Sports (MEYS) of the Czech Republic; the Shota Rustaveli National Science Foundation, Grant FR-22-985 (Georgia); the Deutsche Forschungsgemeinschaft (DFG), among others, under Germany's Excellence Strategy—EXC 2121 'Quantum Universe'—390833306, and under Project

Number 400140256—GRK2497; the Hellenic Foundation for Research and Innovation (HFRI), Project Number 2288 (Greece); the Hungarian Academy of Sciences, the New National Excellence Program—ÚNKP, the NKFIH research Grants K 131991, K 133046, K 138136, K 143460, K 143477, K 146913, K 146914, K 147048, 2020-2.2.1-ED-2021-00181, TKP2021-NKTA-64, and 2021-4.1.2-NEMZ\_KI-2024-00036 (Hungary); the Council of Science and Industrial Research, India; ICSC—National Research Center for High Performance Computing, Big Data and Quantum Computing and FAIR—Future Artificial Intelligence Research, funded by the NextGenerationEU program (Italy); the Latvian Council of Science; the Ministry of Education and Science, Project No. 2022/WK/14, and the National Science Center, Contracts Opus 2021/41/B/ST2/01369 and 2021/43/B/ST2/01552 (Poland); the Fundação para a Ciência e a Tecnologia, Grant CEECIND/01334/2018 (Portugal); the National Priorities Research Program by Qatar National Research Fund; MICIU/AEI/10.13039/501100011033, ERDF/EU, "European Union NextGenerationEU/PRTR", and Programa Severo Ochoa del Principado de Asturias (Spain); the Chulalongkorn Academic into Its 2nd Century Project Advancement Project, and the National Science, Research and Innovation Fund via the Program Management Unit for Human Resources & Institutional Development, Research and Innovation, Grant B39G670016 (Thailand); the Kavli Foundation; the Nvidia Corporation; the SuperMicro Corporation; the Welch Foundation, Contract C-1845; and the Weston Havens Foundation (USA).

## The CMS Collaboration

**A Hayrapetyan, V Makarenko<sup>1</sup>, A Tumasyan<sup>1</sup>**  
Yerevan Physics Institute, Yerevan, Armenia

**W Adam<sup>1</sup>, J W Andrejkovic, L Benato<sup>1</sup>, T Bergauer<sup>1</sup>, K Damanakis<sup>1</sup>, M Dragicevic<sup>1</sup>, C Giordano, P S Hussain<sup>1</sup>, M Jeitler<sup>2</sup>, N Krammer<sup>1</sup>, A Li<sup>1</sup>, D Liko<sup>1</sup>, I Mikulec<sup>1</sup>, J Schieck<sup>2</sup>, R Schöfbeck<sup>2</sup>, D Schwarz<sup>1</sup>, M Shooshitari, M Sonawane<sup>1</sup>, W Waltenberger<sup>1</sup>, C-E Wulz<sup>2</sup>**  
Institut für Hochenergiephysik, Vienna, Austria

**T Janssen<sup>1</sup>, H Kwon<sup>1</sup>, D Ocampo Henao, T Van Laer, P Van Mechelen<sup>1</sup>**  
Universiteit Antwerpen, Antwerpen, Belgium

**J Bierkens<sup>1</sup>, N Breugelmans, J D'Hondt<sup>1</sup>, S Dansana<sup>1</sup>, A De Moor<sup>1</sup>, M Delcourt<sup>1</sup>, F Heyen, Y Hong<sup>1</sup>, P Kashko, S Lowette<sup>1</sup>, I Makarenko<sup>1</sup>, D Müller<sup>1</sup>, J Song<sup>1</sup>, S Tavernier<sup>1</sup>, M Tytgat<sup>3</sup>, G P Van Onsem<sup>1</sup>, S Van Putte<sup>1</sup>, D Vannerom<sup>1</sup>**  
Vrije Universiteit Brussel, Brussel, Belgium

**B Bilin<sup>1</sup>, B Clerbaux<sup>1</sup>, A K Das, I De Bruyn<sup>1</sup>, G De Lentdecker<sup>1</sup>, H Evard<sup>1</sup>, L Favart<sup>1</sup>, P Gianneios<sup>1</sup>, A Khalilzadeh, F A Khan<sup>1</sup>, A Malara<sup>1</sup>, M A Shahzad,**

**L Thomas**, **M Vanden Bemden**, **C Vander Velde**,  
**P Vanlaer**, **F Zhang**  
Université Libre de Bruxelles, Bruxelles, Belgium

**M De Coen**, **D Dobur**, **G Gokbulut**, **J Knolle**,  
**L Lambrecht**, **D Marckx**, **K Skovpen**, **N Van  
Den Bossche**, **J van der Linden**, **J Vandenbroeck**,  
**L Wezenbeek**  
Ghent University, Ghent, Belgium

**S Bein**, **A Benecke**, **A Bethani**, **G Bruno**,  
**A Cappati**, **J De Favereau De Jeneret**, **C Delaere**,  
**A Giammanco**, **A O Guzel**, **V Lemaître**, **J Lidrych**,  
**P Malek**, **P Mastrapasqua**, **S Turckapar**  
Université Catholique de Louvain, Louvain-la-Neuve,  
Belgium

**G A Alves**, **M Barroso Ferreira Filho**, **E Coelho**,  
**C Hensel**, **T Menezes De Oliveira**, **C Mora Herrera**,  
**P Rebello Teles**, **M Soeiro**, **E J Tonelli Manganote**,  
**A Vilela Pereira**  
Centro Brasileiro de Pesquisas Físicas, Rio de Janeiro, Brazil

**W L Aldá Júnior**, **H Brandao Malbouisson**,  
**W Carvalho**, **J Chinellato**, **M Costa Reis**, **E M Da  
Costa**, **G G Da Silveira**, **D De Jesus Damiao**,  
**S Fonseca De Souza**, **R Gomes De Souza**, **S S Jesus**,  
**T Laux Kuhn**, **M Macedo**, **K Mota Amarilo**,  
**L Mundim**, **H Nogima**, **J P Pinheiro**, **A Santoro**,  
**A Sznajder**, **M Thiel**, **F Torres Da Silva De Araujo**  
Universidade do Estado do Rio de Janeiro, Rio de Janeiro,  
Brazil

**C A Bernardes**, **T R Fernandez Perez Tomei**,  
**E M Gregores**, **B Lopes Da Costa**, **I Maitto Silverio**,  
**P G Mercadante**, **S F Novaes**, **B Orzari**, **Sandra S  
Padula**, **V Scheurer**  
Universidade Estadual Paulista, Universidade Federal do  
ABC, São Paulo, Brazil

**A Aleksandrov**, **G Antchev**, **P Danev**, **R Hadjiiska**,  
**P Iaydjiev**, **M Misheva**, **M Shopova**, **G Sultanov**  
Institute for Nuclear Research and Nuclear Energy, Bulgarian  
Academy of Sciences, Sofia, Bulgaria

**A Dimitrov**, **L Litov**, **B Pavlov**, **P Petkov**, **A Petrov**  
University of Sofia, Sofia, Bulgaria

**S Keshri**, **D Laroze**, **S Thakur**  
Instituto De Alta Investigación, Universidad de Tarapacá,  
Casilla 7 D, Arica, Chile

**W Brooks**  
Universidad Técnica Federico Santa María, Valparaiso, Chile

**T Cheng**, **T Javaid**, **L Yuan**  
Beihang University, Beijing, People's Republic of China

**Z Hu**, **Z Liang**, **J Liu**, **X Wang**  
Department of Physics, Tsinghua University, Beijing, People's  
Republic of China

**G M Chen**, **H S Chen**, **M Chen**, **Y Chen**,  
**Q Hou**, **X Hou**, **F Iemmi**, **C H Jiang**, **A Kapoor**,  
**H Liao**, **G Liu**, **Z-A Liu**, **J N Song**, **S Song**, **J Tao**,  
**C Wang**, **J Wang**, **H Zhang**, **J Zhao**  
Institute of High Energy Physics, Beijing, People's Republic  
of China

**A Agapitos**, **Y Ban**, **A Carvalho Antunes De Oliveira**,  
**S Deng**, **B Guo**, **Q Guo**, **C Jiang**, **A Levin**, **C Li**,  
**Q Li**, **Y Mao**, **S Qian**, **S J Qian**, **X Qin**, **X Sun**,  
**D Wang**, **J Wang**, **H Yang**, **M Zhang**, **Y Zhao**, **C Zhou**  
State Key Laboratory of Nuclear Physics and Technology,  
Peking University, Beijing, People's Republic of China

**S Yang**  
Guangdong Provincial Key Laboratory of Nuclear Science  
and Guangdong-Hong Kong Joint Laboratory of Quantum  
Matter, South China Normal University, Guangzhou, People's  
Republic of China

**Z You**  
Sun Yat-Sen University, Guangzhou, People's Republic of  
China

**K Jaffel**, **N Lu**  
University of Science and Technology of China, Hefei,  
People's Republic of China

**G Bauer**, **B Li**, **H Wang**, **K Yi**, **J Zhang**  
Nanjing Normal University, Nanjing, People's Republic of  
China

**Y Li**  
Institute of Modern Physics and Key Laboratory of  
Nuclear Physics and Ion-beam Application (MOE)—Fudan  
University, Shanghai, People's Republic of China

**Z Lin**, **C Lu**, **M Xiao**  
Zhejiang University, Hangzhou, Zhejiang, People's Republic  
of China

**C Avila**, **D A Barbosa Trujillo**, **A Cabrera**, **C Florez**,  
**J Fraga**, **J A Reyes Vega**  
Universidad de Los Andes, Bogota, Colombia

**C Rendón**, **M Rodriguez**, **A A Ruales Barbosa**,  
**J D Ruiz Alvarez**  
Universidad de Antioquia, Medellin, Colombia

**N Godinovic**, **D Lelas**, **A Sculac**  
University of Split, Faculty of Electrical Engineering,  
Mechanical Engineering and Naval Architecture, Split,  
Croatia

**M Kovac**, **A Petkovic**, **T Sculac**

University of Split, Faculty of Science, Split, Croatia

**P Bargassa**, **V Brigljevic**, **B K Chitroda**,  
**D Ferencek**, **K Jakovcic**, **A Starodumov**, **T Susa**

Institute Rudjer Boskovic, Zagreb, Croatia

**A Attikis**, **K Christoforou**, **A Hadjiagapiou**,  
**C Leonidou**, **C Nicolaou**, **L Paizanos**, **F Ptochos**,  
**P A Razis**, **H Rykaczewski**, **H Saka**, **A Stepenov**

University of Cyprus, Nicosia, Cyprus

**M Finger**<sup>†</sup>, **M Finger Jr**, **A Kveton**

Charles University, Prague, Czech Republic

**E Ayala**

Escuela Politecnica Nacional, Quito, Ecuador

**E Carrera Jarrin**

Universidad San Francisco de Quito, Quito, Ecuador

**Y Assran**<sup>16,17</sup>, **B El-mahdy**<sup>18</sup>

Academy of Scientific Research and Technology of the Arab Republic of Egypt, Egyptian Network of High Energy Physics, Cairo, Egypt

**M Abdullah Al-Mashad**, **A Hussein**, **H Mohammed**

Center for High Energy Physics (CHEP-FU), Fayoum University, El-Fayoum, Egypt

**K Ehataht**, **M Kadastik**, **T Lange**, **C Nielsen**,  
**J Pata**, **M Raidal**, **N Seeba**, **L Tani**

National Institute of Chemical Physics and Biophysics, Tallinn, Estonia

**A Milieva**, **K Osterberg**, **M Voutilainen**

Department of Physics, University of Helsinki, Helsinki, Finland

**N Bin Norjoharuddeen**, **E Brücken**, **F Garcia**,  
**P Inkaew**, **K T S Kallonen**, **R Kumar Verma**,  
**T Lampén**, **K Lassila-Perini**, **B Lehtela**, **S Lehti**,  
**T Lindén**, **N R Mancilla Xinto**, **M Myllymäki**,  
**M M Rantanen**, **S Saariokari**, **N T Toikka**,  
**J Tuominiemi**

Helsinki Institute of Physics, Helsinki, Finland

**H Kirschenmann**, **P Luukka**, **H Petrow**

Lappeenranta-Lahti University of Technology, Lappeenranta, Finland

**M Besancon**, **F Couderc**, **M Dejardin**, **D Denegri**,  
**P Devoue**, **J L Faure**, **F Ferri**, **S Ganjour**, **P Gras**,  
**G Hamel de Monchenault**, **M Kumar**, **V Lohezic**,  
**J Malcles**, **F Orlandi**, **L Portales**, **S Ronchi**, **M Ö Sahin**,  
**A Savoy-Navarro**<sup>19</sup>, **P Simkina**, **M Titov**,  
**M Tornago**

IRFU, CEA, Université Paris-Saclay, Gif-sur-Yvette, France

**F Beaudette**, **G Boldrini**, **P Busson**, **C Charlot**,  
**M Chiusi**, **T D Cuisset**, **F Damas**, **O Davignon**,  
**A De Wit**, **T Debnath**, **I T Ehle**, **B A Fontana Santos Alves**,  
**S Ghosh**, **A Gilbert**, **R Granier de Cassagnac**,  
**L Kalipoliti**, **M Manoni**, **M Nguyen**, **S Obraztsov**,  
**C Ochando**, **R Salerno**, **J B Sauvan**, **Y Sirois**,  
**G Sokmen**, **L Urda Gómez**, **A Zabi**, **A Zghiche**

Laboratoire Leprince-Ringuet, CNRS/IN2P3, Ecole Polytechnique, Institut Polytechnique de Paris, Palaiseau, France

**J-L Agram**<sup>20</sup>, **J Andrea**, **D Bloch**, **J-M Brom**,  
**E C Chabert**, **C Collard**, **G Coulon**, **S Falke**,  
**U Goerlach**, **R Haeberle**, **A-C Le Bihan**, **M Meena**,  
**O Poncet**, **G Saha**, **M A Sessini**, **P Vaucelle**

Université de Strasbourg, CNRS, IPHC UMR 7178, Strasbourg, France

**A Di Florio**

Centre de Calcul de l'Institut National de Physique Nucleaire et de Physique des Particules, CNRS/IN2P3, Villeurbanne, France

**D Amram**, **S Beauceron**, **B Blancon**, **G Boudoul**,  
**N Chanon**, **D Contardo**, **P Depasse**, **C Dozen**<sup>21</sup>,  
**H El Mamouni**, **J Fay**, **S Gascon**, **M Gouzevitch**,  
**C Greenberg**, **G Grenier**, **B Ille**, **E Jourd'huy**,  
**I B Laktineh**, **M Lethuillier**, **B MassotEAU**, **L Mirabito**,  
**S Perries**, **A Purohit**, **M Vander Donckt**, **J Xiao**

Institut de Physique des 2 Infinis de Lyon (IP2I), Villeurbanne, France

**I Lomidze**, **T Toriashvili**<sup>22</sup>, **Z Tsamalaidze**<sup>23</sup>

Georgian Technical University, Tbilisi, Georgia

**V Botta**, **S Consuegra Rodríguez**, **L Feld**, **K Klein**,  
**M Lipinski**, **D Meuser**, **P Natland**, **V Oppenländer**,  
**A Pauls**, **D Pérez Adán**, **N Röwert**, **M Teroerde**

RWTH Aachen University, I. Physikalisches Institut, Aachen, Germany

**C Daumann**, **S Diekmann**, **A Dodonova**,  
**N Eich**, **D Eliseev**, **F Engelke**, **J Erdmann**,  
**M Erdmann**, **B Fischer**, **T Hebbeker**, **K Hoepfner**,  
**F Ivone**, **A Jung**, **N Kumar**, **M Y Lee**,  
**F Mausolf**, **M Merschmeyer**, **A Meyer**, **F Nowotny**,  
**A Pozdnyakov**, **W Redjeb**, **H Reithler**, **U Sarkar**,  
**V Sarkisovi**, **A Schmidt**, **C Seth**, **A Sharma**,  
**J L Spah**, **V Vaulin**, **S Zaleski**

RWTH Aachen University, III. Physikalisches Institut A, Aachen, Germany

**M R Beckers**, **C Dziwok**, **G Flüge**, **N Hoefflich**,  
**T Kress**, **A Nowack**, **O Pooth**, **A Stahl**, **A Zotz**

RWTH Aachen University, III. Physikalisches Institut B, Aachen, Germany

H Aarup Petersen<sup>ⓧ</sup>, A Abel, M Aldaya Martin<sup>ⓧ</sup>, J Alimena<sup>ⓧ</sup>, S Amoroso, Y An<sup>ⓧ</sup>, I Andreev<sup>ⓧ</sup>, J Bach<sup>ⓧ</sup>, S Baxter<sup>ⓧ</sup>, M Bayatmakou<sup>ⓧ</sup>, H Becerril Gonzalez<sup>ⓧ</sup>, O Behnke<sup>ⓧ</sup>, A Belvedere<sup>ⓧ</sup>, A A Bin Anuar<sup>ⓧ</sup>, F Blekman<sup>24</sup><sup>ⓧ</sup>, K Borras<sup>25</sup><sup>ⓧ</sup>, A Campbell<sup>ⓧ</sup>, S Chatterjee<sup>ⓧ</sup>, L X Coll Saravia<sup>ⓧ</sup>, G Eckerlin, D Eckstein<sup>ⓧ</sup>, E Gallo<sup>24</sup><sup>ⓧ</sup>, A Geiser<sup>ⓧ</sup>, V Guglielmi<sup>ⓧ</sup>, M Guthoff<sup>ⓧ</sup>, A Hinzmänn<sup>ⓧ</sup>, L Jeppe<sup>ⓧ</sup>, M Kasemann<sup>ⓧ</sup>, C Kleinwort<sup>ⓧ</sup>, R Kogler<sup>ⓧ</sup>, M Komm<sup>ⓧ</sup>, D Krücker<sup>ⓧ</sup>, W Lange, D Leyva Pernia<sup>ⓧ</sup>, K-Y Lin<sup>ⓧ</sup>, K Lipka<sup>26</sup><sup>ⓧ</sup>, W Lohmann<sup>27</sup><sup>ⓧ</sup>, J Malvaso, R Mankel<sup>ⓧ</sup>, I-A Melzer-Pellmann<sup>ⓧ</sup>, M Mendizabal Morentin<sup>ⓧ</sup>, A B Meyer<sup>ⓧ</sup>, G Milella<sup>ⓧ</sup>, K Moral Figueroa<sup>ⓧ</sup>, A Mussgiller<sup>ⓧ</sup>, L P Nair<sup>ⓧ</sup>, J Niedziela<sup>ⓧ</sup>, A Nürnberg<sup>ⓧ</sup>, J Park<sup>ⓧ</sup>, E Ranken<sup>ⓧ</sup>, A Raspereza<sup>ⓧ</sup>, D Rastorguev<sup>ⓧ</sup>, J Rübenach, L Rygaard, M Scham<sup>28,25</sup><sup>ⓧ</sup>, S Schnake<sup>25</sup><sup>ⓧ</sup>, P Schütze<sup>ⓧ</sup>, C Schwabenberger<sup>24</sup><sup>ⓧ</sup>, D Selivanova<sup>ⓧ</sup>, K Sharko<sup>ⓧ</sup>, M Shchedrolosiev<sup>ⓧ</sup>, D Stafford<sup>ⓧ</sup>, M Torkian, F Vazzoler<sup>ⓧ</sup>, A Ventura Barroso<sup>ⓧ</sup>, R Walsh<sup>ⓧ</sup>, D Wang<sup>ⓧ</sup>, Q Wang<sup>ⓧ</sup>, K Wichmann, L Wiens<sup>25</sup><sup>ⓧ</sup>, C Wissing<sup>ⓧ</sup>, Y Yang<sup>ⓧ</sup>, S Zakharov, A Zimmermann Castro Santos<sup>ⓧ</sup>  
Deutsches Elektronen-Synchrotron, Hamburg, Germany

A Albrecht<sup>ⓧ</sup>, A R Alves Andrade<sup>ⓧ</sup>, M Antonello<sup>ⓧ</sup>, S Bollweg, M Bonanomi<sup>ⓧ</sup>, K El Morabit<sup>ⓧ</sup>, Y Fischer<sup>ⓧ</sup>, M Frahm, E Garutti<sup>ⓧ</sup>, A Grohsjean<sup>ⓧ</sup>, J Haller<sup>ⓧ</sup>, D Hundhausen, H R Jabusch<sup>ⓧ</sup>, G Kasieczka<sup>ⓧ</sup>, P Keicher<sup>ⓧ</sup>, R Klanner<sup>ⓧ</sup>, W Korcari<sup>ⓧ</sup>, T Kramer<sup>ⓧ</sup>, C C Kuo, V Kutzner<sup>ⓧ</sup>, F Labe<sup>ⓧ</sup>, J Lange<sup>ⓧ</sup>, A Lobanov<sup>ⓧ</sup>, L Moureaux<sup>ⓧ</sup>, M Mrowietz, A Nigamova<sup>ⓧ</sup>, K Nikolopoulos, Y Nissan, A Paasch<sup>ⓧ</sup>, K J Pena Rodriguez<sup>ⓧ</sup>, N Prouvost, T Quadfasel<sup>ⓧ</sup>, B Raciti<sup>ⓧ</sup>, M Rieger<sup>ⓧ</sup>, D Savoie<sup>ⓧ</sup>, J Schindler<sup>ⓧ</sup>, P Schleper<sup>ⓧ</sup>, M Schröder<sup>ⓧ</sup>, J Schwandt<sup>ⓧ</sup>, M Sommerhalder<sup>ⓧ</sup>, H Stadie<sup>ⓧ</sup>, G Steinbrück<sup>ⓧ</sup>, A Tews, R Ward, B Wiederspan, M Wolf<sup>ⓧ</sup>  
University of Hamburg, Hamburg, Germany

S Brommer<sup>ⓧ</sup>, E Butz<sup>ⓧ</sup>, Y M Chen<sup>ⓧ</sup>, T Chwalek<sup>ⓧ</sup>, A Dierlamm<sup>ⓧ</sup>, G G Dincer<sup>ⓧ</sup>, U Elicabuk, N Faltermann<sup>ⓧ</sup>, M Giffels<sup>ⓧ</sup>, A Gottmann<sup>ⓧ</sup>, F Hartmann<sup>29</sup><sup>ⓧ</sup>, R Hofsaess<sup>ⓧ</sup>, M Horzela<sup>ⓧ</sup>, U Husemann<sup>ⓧ</sup>, J Kieseler<sup>ⓧ</sup>, M Klute<sup>ⓧ</sup>, R Kunnilan Muhammed Rafeek, O Lavoryk<sup>ⓧ</sup>, J M Lawhorn<sup>ⓧ</sup>, A Lintuluoto<sup>ⓧ</sup>, S Maier<sup>ⓧ</sup>, M Mormile<sup>ⓧ</sup>, Th Müller<sup>ⓧ</sup>, M Oh<sup>ⓧ</sup>, E Pfeffer<sup>ⓧ</sup>, M Presilla<sup>ⓧ</sup>, G Quast<sup>ⓧ</sup>, K Rabbertz<sup>ⓧ</sup>, B Regnery<sup>ⓧ</sup>, R Schmieder, N Shadskiy<sup>ⓧ</sup>, I Shvetsov<sup>ⓧ</sup>, H J Simonis<sup>ⓧ</sup>, L Sowa, L Stockmeier, K Tauqeer, M Toms<sup>ⓧ</sup>, B Topko<sup>ⓧ</sup>, N Trevisani<sup>ⓧ</sup>, C Verstege<sup>ⓧ</sup>, T Voigtländer<sup>ⓧ</sup>, R F Von Cube<sup>ⓧ</sup>, J Von Den Driesch, M Wassmer<sup>ⓧ</sup>, R Wolf<sup>ⓧ</sup>, W D Zeuner, X Zuo<sup>ⓧ</sup>  
Karlsruher Institut fuer Technologie, Karlsruhe, Germany

G Anagnostou, G Daskalakis<sup>ⓧ</sup>, A Kyriakis<sup>ⓧ</sup>, A Papadopoulos<sup>29</sup><sup>ⓧ</sup>, A Stakia<sup>ⓧ</sup>  
Institute of Nuclear and Particle Physics (INPP), NCSR Demokritos, Aghia Paraskevi, Greece

G Melachroinos, Z Painesis<sup>ⓧ</sup>, I Paraskevas<sup>ⓧ</sup>, N Saoulidou<sup>ⓧ</sup>, K Theofilatos<sup>ⓧ</sup>, E Tziaferi<sup>ⓧ</sup>, K Vellidis<sup>ⓧ</sup>, I Zisopoulos<sup>ⓧ</sup>  
National and Kapodistrian University of Athens, Athens, Greece

T Chatzistavrou, G Karapostoli<sup>ⓧ</sup>, K Kousouris<sup>ⓧ</sup>, E Siamarkou, G Tsipolitis<sup>ⓧ</sup>  
National Technical University of Athens, Athens, Greece

I Bestintzanos, I Evangelou<sup>ⓧ</sup>, C Foudas, P Katsoulis, P Kokkas<sup>ⓧ</sup>, P G Kosmoglou Kioseoglou<sup>ⓧ</sup>, N Manthos<sup>ⓧ</sup>, I Papadopoulos<sup>ⓧ</sup>, J Strologas<sup>ⓧ</sup>  
University of Ioánnina, Ioánnina, Greece

D Druzhkin<sup>ⓧ</sup>, C Hajdu<sup>ⓧ</sup>, D Horvath<sup>30,31</sup><sup>ⓧ</sup>, K Márton, A J Rádl<sup>32</sup><sup>ⓧ</sup>, F Sikler<sup>ⓧ</sup>, V Veszpremi<sup>ⓧ</sup>  
HUN-REN Wigner Research Centre for Physics, Budapest, Hungary

M Csanád<sup>ⓧ</sup>, K Farkas<sup>ⓧ</sup>, A Fehérkuti<sup>33</sup><sup>ⓧ</sup>, M M A Gadallah<sup>34</sup><sup>ⓧ</sup>, Á Kadlecik<sup>ⓧ</sup>, G Pásztor<sup>ⓧ</sup>, G I Veres<sup>ⓧ</sup>  
MTA-ELTE Lendület CMS Particle and Nuclear Physics Group, Eötvös Loránd University, Budapest, Hungary

B Ujvari<sup>ⓧ</sup>, G Zilizi<sup>ⓧ</sup>  
Faculty of Informatics, University of Debrecen, Debrecen, Hungary

G Bencze, S Czellar, J Molnar, Z Szillasi  
HUN-REN ATOMKI—Institute of Nuclear Research, Debrecen, Hungary

T Csorgo<sup>33</sup><sup>ⓧ</sup>, F Nemes<sup>33</sup><sup>ⓧ</sup>, T Novak<sup>ⓧ</sup>, I Szanyi<sup>35</sup><sup>ⓧ</sup>  
Karoly Robert Campus, MATE Institute of Technology, Gyongyos, Hungary

S Bansal<sup>ⓧ</sup>, S B Beri, V Bhatnagar<sup>ⓧ</sup>, G Chaudhary<sup>ⓧ</sup>, S Chauhan<sup>ⓧ</sup>, N Dhingra<sup>36</sup><sup>ⓧ</sup>, A Kaur<sup>ⓧ</sup>, A Kaur<sup>ⓧ</sup>, H Kaur<sup>ⓧ</sup>, M Kaur<sup>ⓧ</sup>, S Kumar<sup>ⓧ</sup>, T Sheokand, J B Singh<sup>ⓧ</sup>, A Singla<sup>ⓧ</sup>  
Panjab University, Chandigarh, India

A Bhardwaj<sup>ⓧ</sup>, A Chhetri<sup>ⓧ</sup>, B C Choudhary<sup>ⓧ</sup>, A Kumar<sup>ⓧ</sup>, A Kumar<sup>ⓧ</sup>, M Naimuddin<sup>ⓧ</sup>, S Phor<sup>ⓧ</sup>, K Ranjan<sup>ⓧ</sup>, M K Saini  
University of Delhi, Delhi, India

S Acharya<sup>37</sup><sup>ⓧ</sup>, B Gomber<sup>37</sup><sup>ⓧ</sup>, B Sahu<sup>37</sup><sup>ⓧ</sup>  
University of Hyderabad, Hyderabad, India

S Mukherjee<sup>ⓧ</sup>  
Indian Institute of Technology Kanpur, Kanpur, India

S Baradia<sup>ⓧ</sup>, S Bhattacharya<sup>ⓧ</sup>, S Das Gupta, S Dutta<sup>ⓧ</sup>, S Dutta, S Sarkar  
Saha Institute of Nuclear Physics, HBNI, Kolkata, India

M M Ameen<sup>Ⓜ</sup>, P K Behera<sup>Ⓜ</sup>, S Chatterjee<sup>Ⓜ</sup>, G Dash<sup>Ⓜ</sup>,  
A Dattamunsi<sup>Ⓜ</sup>, P Jana<sup>Ⓜ</sup>, P Kalbhor<sup>Ⓜ</sup>, S Kamble<sup>Ⓜ</sup>,  
J R Komaragiri<sup>38</sup><sup>Ⓜ</sup>, T Mishra<sup>Ⓜ</sup>, P R Pujahari<sup>Ⓜ</sup>,  
N R Saha<sup>Ⓜ</sup>, A K Sikdar<sup>Ⓜ</sup>, R K Singh<sup>Ⓜ</sup>, P Verma<sup>Ⓜ</sup>,  
S Verma<sup>Ⓜ</sup>, A Vijay<sup>Ⓜ</sup>

Indian Institute of Technology Madras, Madras, India

B K Sirasva

IISER Mohali, India, Mohali, India

L Bhatt<sup>Ⓜ</sup>, S Dugad<sup>Ⓜ</sup>, G B Mohanty<sup>Ⓜ</sup>, M Shelake<sup>Ⓜ</sup>,  
P Suryadevara

Tata Institute of Fundamental Research-A, Mumbai, India

A Bala<sup>Ⓜ</sup>, S Banerjee<sup>Ⓜ</sup>, S Barman<sup>39</sup><sup>Ⓜ</sup>, R M Chatterjee<sup>Ⓜ</sup>,  
M Guchait<sup>Ⓜ</sup>, Sh Jain<sup>Ⓜ</sup>, A Jaiswal<sup>Ⓜ</sup>, B M Joshi<sup>Ⓜ</sup>,  
S Kumar<sup>Ⓜ</sup>, M Maity<sup>39</sup><sup>Ⓜ</sup>, G Majumder<sup>Ⓜ</sup>, K Mazumdar<sup>Ⓜ</sup>,  
S Parolia<sup>Ⓜ</sup>, R Saxena<sup>Ⓜ</sup>, A Thachayath<sup>Ⓜ</sup>

Tata Institute of Fundamental Research-B, Mumbai, India

S Bahinipati<sup>40</sup><sup>Ⓜ</sup>, D Maity<sup>41</sup><sup>Ⓜ</sup>, P Mal<sup>Ⓜ</sup>, K Naskar<sup>41</sup><sup>Ⓜ</sup>,  
A Nayak<sup>41</sup><sup>Ⓜ</sup>, S Nayak<sup>Ⓜ</sup>, K Pal<sup>Ⓜ</sup>, R Raturi<sup>Ⓜ</sup>, P Sadangi<sup>Ⓜ</sup>,  
S K Swain<sup>Ⓜ</sup>, S Varghese<sup>41</sup><sup>Ⓜ</sup>, D Vats<sup>41</sup><sup>Ⓜ</sup>

National Institute of Science Education and Research, An  
OCC of Homi Bhabha National Institute, Bhubaneswar,  
Odisha, India

A Alpna<sup>Ⓜ</sup>, S Dube<sup>Ⓜ</sup>, P Hazarika<sup>Ⓜ</sup>, B Kansal<sup>Ⓜ</sup>,  
A Laha<sup>Ⓜ</sup>, R Sharma<sup>Ⓜ</sup>, S Sharma<sup>Ⓜ</sup>, K Y Vaish<sup>Ⓜ</sup>

Indian Institute of Science Education and Research (IISER),  
Pune, India

S Ghosh<sup>Ⓜ</sup>

Indian Institute of Technology Hyderabad, Telangana, India

H Bakhshiansohi<sup>42</sup><sup>Ⓜ</sup>, A Jafari<sup>43</sup><sup>Ⓜ</sup>, V Sedighzadeh  
Dalavi<sup>Ⓜ</sup>, M Zeinali<sup>44</sup><sup>Ⓜ</sup>

Isfahan University of Technology, Isfahan, Iran

S Bashiri<sup>Ⓜ</sup>, S Chenarani<sup>45</sup><sup>Ⓜ</sup>, S M Etesami<sup>Ⓜ</sup>, Y Hosseini<sup>Ⓜ</sup>,  
M Khakzad<sup>Ⓜ</sup>, E Khazaie<sup>Ⓜ</sup>, M Mohammadi Najafabadi<sup>Ⓜ</sup>,  
S Tizchang<sup>46</sup><sup>Ⓜ</sup>

Institute for Research in Fundamental Sciences (IPM), Tehran,  
Iran

M Felcini<sup>Ⓜ</sup>, M Grunewald<sup>Ⓜ</sup>

University College Dublin, Dublin, Ireland

M Abbrescia<sup>a,b</sup><sup>Ⓜ</sup>, M Barbieri<sup>a,b</sup><sup>Ⓜ</sup>, M Buonsante<sup>a,b</sup><sup>Ⓜ</sup>,  
A Colaleo<sup>a,b</sup><sup>Ⓜ</sup>, D Creanza<sup>a,c</sup><sup>Ⓜ</sup>, B D'Anzi<sup>a,b</sup><sup>Ⓜ</sup>, N De  
Filippis<sup>a,c</sup><sup>Ⓜ</sup>, M De Palma<sup>a,b</sup><sup>Ⓜ</sup>, W Elmetenawee<sup>a,b,47</sup><sup>Ⓜ</sup>,  
N Ferrara<sup>a,c</sup><sup>Ⓜ</sup>, L Fiore<sup>a</sup><sup>Ⓜ</sup>, L Longo<sup>a</sup><sup>Ⓜ</sup>, M Louka<sup>a,b</sup><sup>Ⓜ</sup>,  
G Maggi<sup>a,c</sup><sup>Ⓜ</sup>, M Maggi<sup>a</sup><sup>Ⓜ</sup>, I Margjeka<sup>a</sup><sup>Ⓜ</sup>,  
V Mastrapasqua<sup>a,b</sup><sup>Ⓜ</sup>, S My<sup>a,b</sup><sup>Ⓜ</sup>, F Nenna<sup>a,b</sup><sup>Ⓜ</sup>,  
S Nuzzo<sup>a,b</sup><sup>Ⓜ</sup>, A Pellecchia<sup>a,b</sup><sup>Ⓜ</sup>, A Pompili<sup>a,b</sup><sup>Ⓜ</sup>,  
G Pugliese<sup>a,c</sup><sup>Ⓜ</sup>, R Radogna<sup>a,b</sup><sup>Ⓜ</sup>, D Ramos<sup>a</sup><sup>Ⓜ</sup>, A Ranieri<sup>a</sup><sup>Ⓜ</sup>,  
L Silvestris<sup>a</sup><sup>Ⓜ</sup>, F M Simone<sup>a,c</sup><sup>Ⓜ</sup>, Ü Sözbilir<sup>a</sup><sup>Ⓜ</sup>,  
A Stamerra<sup>a,b</sup><sup>Ⓜ</sup>, D Troiano<sup>a,b</sup><sup>Ⓜ</sup>, R Venditti<sup>a,b</sup><sup>Ⓜ</sup>,  
P Verwilligen<sup>a</sup><sup>Ⓜ</sup>, A Zaza<sup>a,b</sup><sup>Ⓜ</sup>

INFN Sezione di Bari<sup>a</sup>, Università di Bari<sup>b</sup>, Politecnico di  
Bari<sup>c</sup>, Bari, Italy

G Abbiendi<sup>a</sup><sup>Ⓜ</sup>, C Batilana<sup>a,b</sup><sup>Ⓜ</sup>, D Bonacorsi<sup>a,b</sup><sup>Ⓜ</sup>,  
P Capiluppi<sup>a,b</sup><sup>Ⓜ</sup>, F R Cavallo<sup>a</sup><sup>Ⓜ</sup>, M Cuffiani<sup>a,b</sup><sup>Ⓜ</sup>,  
G M Dallavalle<sup>a</sup><sup>Ⓜ</sup>, T Diotallevi<sup>a,b</sup><sup>Ⓜ</sup>, F Fabbri<sup>a</sup><sup>Ⓜ</sup>,  
A Fanfani<sup>a,b</sup><sup>Ⓜ</sup>, D Fasanella<sup>a</sup><sup>Ⓜ</sup>, P Giacomelli<sup>a</sup><sup>Ⓜ</sup>,  
C Grandi<sup>a</sup><sup>Ⓜ</sup>, L Guiducci<sup>a,b</sup><sup>Ⓜ</sup>, M Lorusso<sup>a,b</sup><sup>Ⓜ</sup>,  
L Lunerti<sup>a</sup><sup>Ⓜ</sup>, S Marcellini<sup>a</sup><sup>Ⓜ</sup>, G Masetti<sup>a</sup><sup>Ⓜ</sup>,  
F L Navarria<sup>a,b</sup><sup>Ⓜ</sup>, G Paggi<sup>a,b</sup><sup>Ⓜ</sup>, A Perrotta<sup>a</sup><sup>Ⓜ</sup>,  
F Primavera<sup>a,b</sup><sup>Ⓜ</sup>, A M Rossi<sup>a,b</sup><sup>Ⓜ</sup>, S Rossi Tisbeni<sup>a,b</sup><sup>Ⓜ</sup>,  
T Rovelli<sup>a,b</sup><sup>Ⓜ</sup>, G P Siroli<sup>a,b</sup><sup>Ⓜ</sup>

INFN Sezione di Bologna<sup>a</sup>, Università di Bologna<sup>b</sup>, Bologna,  
Italy

S Costa<sup>a,b,48</sup><sup>Ⓜ</sup>, A Di Mattia<sup>a</sup><sup>Ⓜ</sup>, A Lapertosa<sup>a</sup><sup>Ⓜ</sup>,  
R Potenza<sup>a,b</sup><sup>Ⓜ</sup>, A Tricomi<sup>a,b,48</sup><sup>Ⓜ</sup>

INFN Sezione di Catania<sup>a</sup>, Università di Catania<sup>b</sup>, Catania,  
Italy

J Altork<sup>a,b</sup><sup>Ⓜ</sup>, P Assiouras<sup>a</sup><sup>Ⓜ</sup>, G Barbagli<sup>a</sup><sup>Ⓜ</sup>, G Bardelli<sup>a</sup><sup>Ⓜ</sup>,  
M Bartolini<sup>a,b</sup><sup>Ⓜ</sup>, A Calandri<sup>a,b</sup><sup>Ⓜ</sup>, B Camaiani<sup>a,b</sup><sup>Ⓜ</sup>,  
A Cassese<sup>a</sup><sup>Ⓜ</sup>, R Ceccarelli<sup>a</sup><sup>Ⓜ</sup>, V Ciulli<sup>a,b</sup><sup>Ⓜ</sup>, C Civinini<sup>a</sup><sup>Ⓜ</sup>,  
R D'Alessandro<sup>a,b</sup><sup>Ⓜ</sup>, L Damenti<sup>a,b</sup><sup>Ⓜ</sup>, E Focardi<sup>a,b</sup><sup>Ⓜ</sup>,  
T Kello<sup>a</sup><sup>Ⓜ</sup>, G Latino<sup>a,b</sup><sup>Ⓜ</sup>, P Lenzi<sup>a,b</sup><sup>Ⓜ</sup>, M Lizzo<sup>a</sup><sup>Ⓜ</sup>,  
M Meschini<sup>a</sup><sup>Ⓜ</sup>, S Paoletti<sup>a</sup><sup>Ⓜ</sup>, A Papanastassiou<sup>a,b</sup><sup>Ⓜ</sup>,  
G Sguazzoni<sup>a</sup><sup>Ⓜ</sup>, L Viliani<sup>a</sup><sup>Ⓜ</sup>

INFN Sezione di Firenze<sup>a</sup>, Università di Firenze<sup>b</sup>, Firenze,  
Italy

L Benussi<sup>Ⓜ</sup>, S Bianco<sup>Ⓜ</sup>, S Meola<sup>49</sup><sup>Ⓜ</sup>, D Piccolo<sup>Ⓜ</sup>

INFN Laboratori Nazionali di Frascati, Frascati, Italy

M Alves Gallo Pereira<sup>a</sup><sup>Ⓜ</sup>, F Ferro<sup>a</sup><sup>Ⓜ</sup>, E Robutti<sup>a</sup><sup>Ⓜ</sup>,  
S Tosi<sup>a,b</sup><sup>Ⓜ</sup>

INFN Sezione di Genova<sup>a</sup>, Università di Genova<sup>b</sup>, Genova,  
Italy

A Benaglia<sup>a</sup><sup>Ⓜ</sup>, F Brivio<sup>a</sup><sup>Ⓜ</sup>, V Camagni<sup>a,b</sup><sup>Ⓜ</sup>,  
F Cetorelli<sup>a,b</sup><sup>Ⓜ</sup>, F De Guio<sup>a,b</sup><sup>Ⓜ</sup>, M E Dinardo<sup>a,b</sup><sup>Ⓜ</sup>,  
P Dini<sup>a</sup><sup>Ⓜ</sup>, S Gennai<sup>a</sup><sup>Ⓜ</sup>, R Gerosa<sup>a,b</sup><sup>Ⓜ</sup>, A Ghezzi<sup>a,b</sup><sup>Ⓜ</sup>,  
P Govoni<sup>a,b</sup><sup>Ⓜ</sup>, L Guzzi<sup>a</sup><sup>Ⓜ</sup>, G Lavizzari<sup>a,b</sup><sup>Ⓜ</sup>, M T Lucchini<sup>a,b</sup><sup>Ⓜ</sup>,  
M Malberti<sup>a</sup><sup>Ⓜ</sup>, S Malvezzi<sup>a</sup><sup>Ⓜ</sup>, A Massironi<sup>a</sup><sup>Ⓜ</sup>,  
D Menasce<sup>a</sup><sup>Ⓜ</sup>, L Moroni<sup>a</sup><sup>Ⓜ</sup>, M Paganoni<sup>a,b</sup><sup>Ⓜ</sup>,  
S Palluotto<sup>a,b</sup><sup>Ⓜ</sup>, D Pedrini<sup>a</sup><sup>Ⓜ</sup>, A Perego<sup>a,b</sup><sup>Ⓜ</sup>, B S Pinolini<sup>a</sup><sup>Ⓜ</sup>,  
G Pizzati<sup>a,b</sup><sup>Ⓜ</sup>, S Ragazzi<sup>a,b</sup><sup>Ⓜ</sup>, T Tabarelli de Fatis<sup>a,b</sup><sup>Ⓜ</sup>

INFN Sezione di Milano-Bicocca<sup>a</sup>, Università di Milano-  
Bicocca<sup>b</sup>, Milano, Italy

S Buontempo<sup>a</sup><sup>Ⓜ</sup>, A Cagnotta<sup>a,b</sup><sup>Ⓜ</sup>, C Di Fraia<sup>a,b</sup><sup>Ⓜ</sup>,  
F Fabozzi<sup>a,c</sup><sup>Ⓜ</sup>, L Favilla<sup>a,d</sup><sup>Ⓜ</sup>, A O M Iorio<sup>a,b</sup><sup>Ⓜ</sup>, L Lista<sup>a,b,50</sup><sup>Ⓜ</sup>,  
P Paolucci<sup>a,29</sup><sup>Ⓜ</sup>, B Rossi<sup>a</sup><sup>Ⓜ</sup>

INFN Sezione di Napoli<sup>a</sup>, Università di Napoli 'Federico  
II'<sup>b</sup>, Napoli, Italy; Università della Basilicata<sup>c</sup>, Potenza, Italy;  
Scuola Superiore Meridionale (SSM)<sup>d</sup>, Napoli, Italy

R Ardino<sup>a</sup><sup>Ⓜ</sup>, P Azzi<sup>a</sup><sup>Ⓜ</sup>, N Bacchetta<sup>a,51</sup><sup>Ⓜ</sup>, D Bisello<sup>a,b</sup><sup>Ⓜ</sup>,  
P Bortignon<sup>a</sup><sup>Ⓜ</sup>, G Bortolato<sup>a,b</sup><sup>Ⓜ</sup>, A C M Bulla<sup>a</sup><sup>Ⓜ</sup>

R Carlin<sup>a,b</sup>, P Checchia<sup>a</sup>, T Dorigo<sup>a,52</sup>, F Gasparini<sup>a,b</sup>, U Gasparini<sup>a,b</sup>, S Giorgetti<sup>a</sup>, E Lusiani<sup>a</sup>, M Margoni<sup>a,b</sup>, G Maron<sup>a,53</sup>, A T Meneguzzo<sup>a,b</sup>, J Pazzini<sup>a,b</sup>, P Ronchese<sup>a,b</sup>, R Rossin<sup>a,b</sup>, F Simonetto<sup>a,b</sup>, M Tosi<sup>a,b</sup>, A Triossi<sup>a,b</sup>, S Ventura<sup>a</sup>, P Zotto<sup>a,b</sup>, A Zucchetta<sup>a,b</sup>  
INFN Sezione di Padova<sup>a</sup>, Università di Padova<sup>b</sup>, Padova, Italy; Università di Trento<sup>c</sup>, Trento, Italy

A Braghieri<sup>a</sup>, S Calzaferri<sup>a</sup>, P Montagna<sup>a,b</sup>, M Pelliccioni<sup>a</sup>, V Re<sup>a</sup>, C Riccardi<sup>a,b</sup>, P Salvini<sup>a</sup>, I Vai<sup>a,b</sup>, P Vitulo<sup>a,b</sup>  
INFN Sezione di Pavia<sup>a</sup>, Università di Pavia<sup>b</sup>, Pavia, Italy

S Ajmal<sup>a,b</sup>, M E Ascoti<sup>a,b</sup>, G M Bilei<sup>a</sup>, C Carrivale<sup>a,b</sup>, D Ciangottini<sup>a,b</sup>, L Della Penna<sup>a,b</sup>, L Fanò<sup>a,b</sup>, V Mariani<sup>a,b</sup>, M Menichelli<sup>a</sup>, F Moscatelli<sup>a,54</sup>, A Rossi<sup>a,b</sup>, A Santocchia<sup>a,b</sup>, D Spiga<sup>a</sup>, T Tedeschi<sup>a,b</sup>  
INFN Sezione di Perugia<sup>a</sup>, Università di Perugia<sup>b</sup>, Perugia, Italy

C Aimè<sup>a,b</sup>, C A Alexe<sup>a,c</sup>, P Asenov<sup>a,b</sup>, P Azzurri<sup>a</sup>, G Bagliesi<sup>a</sup>, R Bhattacharya<sup>a</sup>, L Bianchini<sup>a,b</sup>, T Boccali<sup>a</sup>, E Bossini<sup>a</sup>, D Bruschini<sup>a,c</sup>, L Calligaris<sup>a,b</sup>, R Castaldi<sup>a</sup>, F Cattafesta<sup>a,c</sup>, M A Ciocci<sup>a,b</sup>, M Cipriani<sup>a,b</sup>, V D'Amante<sup>a,d</sup>, R Dell'Orso<sup>a</sup>, S Donato<sup>a,b</sup>, R Forti<sup>a,b</sup>, A Giassi<sup>a</sup>, F Ligabue<sup>a,c</sup>, A C Marini<sup>a,b</sup>, D Matos Figueiredo<sup>a</sup>, A Messineo<sup>a,b</sup>, S Mishra<sup>a</sup>, V K Muraleedharan Nair Bindhu<sup>a,b</sup>, M Musich<sup>a,b</sup>, S Nandan<sup>a</sup>, F Palla<sup>a</sup>, M Riggirello<sup>a,c</sup>, A Rizzi<sup>a,b</sup>, G Rolandi<sup>a,c</sup>, S Roy Chowdhury<sup>a,55</sup>, T Sarkar<sup>a</sup>, A Scribano<sup>a</sup>, P Spagnolo<sup>a</sup>, F Tenchini<sup>a,b</sup>, R Tenchini<sup>a</sup>, G Tonelli<sup>a,b</sup>, N Turini<sup>a,d</sup>, F Vaselli<sup>a,c</sup>, A Venturi<sup>a</sup>, P G Verdini<sup>a</sup>  
INFN Sezione di Pisa<sup>a</sup>, Università di Pisa<sup>b</sup>, Scuola Normale Superiore di Pisa<sup>c</sup>, Pisa, Italy; Università di Siena<sup>d</sup>, Siena, Italy

P Akrap<sup>a,b</sup>, C Basile<sup>a,b</sup>, S C Behera<sup>a</sup>, F Cavallari<sup>a</sup>, L Cunqueiro Mendez<sup>a,b</sup>, F De Ruggi<sup>a,b</sup>, D Del Re<sup>a,b</sup>, E Di Marco<sup>a</sup>, M Diemoz<sup>a</sup>, F Errico<sup>a</sup>, L Frosina<sup>a,b</sup>, R Gargiulo<sup>a,b</sup>, B Harikrishnan<sup>a,b</sup>, F Lombardi<sup>a,b</sup>, E Longo<sup>a,b</sup>, L Martikainen<sup>a,b</sup>, J Mijuskovic<sup>a,b</sup>, G Organtini<sup>a,b</sup>, N Palmeri<sup>a,b</sup>, R Paramatti<sup>a,b</sup>, C Quaranta<sup>a,b</sup>, S Rahatlou<sup>a,b</sup>, C Rovelli<sup>a</sup>, F Santanastasio<sup>a,b</sup>, L Soffi<sup>a</sup>, V Vladimirov<sup>a,b</sup>  
INFN Sezione di Roma<sup>a</sup>, Sapienza Università di Roma<sup>b</sup>, Roma, Italy

N Amapane<sup>a,b</sup>, R Arcidiacono<sup>a,c</sup>, S Argiro<sup>a,b</sup>, M Arneodo<sup>a,c</sup>, N Bartosik<sup>a,c</sup>, R Bellan<sup>a,b</sup>, A Bellora<sup>a,b</sup>, C Biino<sup>a</sup>, C Borca<sup>a,b</sup>, N Cartiglia<sup>a</sup>, F Cossio<sup>a</sup>, M Costa<sup>a,b</sup>, R Covarelli<sup>a,b</sup>, N Demaria<sup>a</sup>, L Finco<sup>a</sup>, M Grippo<sup>a,b</sup>, B Kiani<sup>a,b</sup>, L Lanteri<sup>a,b</sup>, F Legger<sup>a</sup>, F Luongo<sup>a,b</sup>, C Mariotti<sup>a</sup>, S Maselli<sup>a</sup>, A Mecca<sup>a,b</sup>, L Menzio<sup>a,b</sup>, P Meridiani<sup>a</sup>, E Migliore<sup>a,b</sup>, M Monteno<sup>a</sup>, M M Obertino<sup>a,b</sup>, G Ortona<sup>a</sup>, L Pacher<sup>a,b</sup>, N Pastrone<sup>a</sup>, M Ruspa<sup>a,c</sup>, F Siviero<sup>a,b</sup>

V Sola<sup>a,b</sup>, A Solano<sup>a,b</sup>, C Tarricone<sup>a,b</sup>, D Trocino<sup>a</sup>, G Umoret<sup>a,b</sup>, E Vlasov<sup>a,b</sup>, R White<sup>a,b</sup>  
INFN Sezione di Torino<sup>a</sup>, Università di Torino<sup>b</sup>, Torino, Italy; Università del Piemonte Orientale<sup>c</sup>, Novara, Italy

J Babbar<sup>a,b</sup>, S Belforte<sup>a</sup>, V Candelise<sup>a,b</sup>, M Casarsa<sup>a</sup>, F Cossutti<sup>a</sup>, K De Leo<sup>a</sup>, G Della Ricca<sup>a,b</sup>, R Delli Gatti<sup>a,b</sup>  
INFN Sezione di Trieste<sup>a</sup>, Università di Trieste<sup>b</sup>, Trieste, Italy

S Dogra<sup>a</sup>, J Hong<sup>a</sup>, J Kim<sup>a</sup>, T Kim<sup>a</sup>, D Lee<sup>a</sup>, H Lee<sup>a</sup>, J Lee<sup>a</sup>, S W Lee<sup>a</sup>, C S Moon<sup>a</sup>, Y D Oh<sup>a</sup>, S Sekmen<sup>a</sup>, B Tae<sup>a</sup>, Y C Yang<sup>a</sup>  
Kyungpook National University, Daegu, Republic of Korea

M S Kim<sup>a</sup>  
Department of Mathematics and Physics—GWNu, Gangneung, Republic of Korea

G Bak<sup>a</sup>, P Gwak<sup>a</sup>, H Kim<sup>a</sup>, D H Moon<sup>a</sup>, J Seo<sup>a</sup>  
Chonnam National University, Institute for Universe and Elementary Particles, Kwangju, Republic of Korea

E Asilar<sup>a</sup>, F Carnevali<sup>a</sup>, J Choi<sup>a,56</sup>, T J Kim<sup>a</sup>, Y Ryou<sup>a</sup>  
Hanyang University, Seoul, Republic of Korea

S Ha<sup>a</sup>, S Han<sup>a</sup>, B Hong<sup>a</sup>, K Lee<sup>a</sup>, K S Lee<sup>a</sup>, S Lee<sup>a</sup>, J Yoo<sup>a</sup>  
Korea University, Seoul, Republic of Korea

J Goh<sup>a</sup>, J Shin<sup>a</sup>, S Yang<sup>a</sup>  
Kyung Hee University, Department of Physics, Seoul, Republic of Korea

Y Kang<sup>a</sup>, H S Kim<sup>a</sup>, Y Kim<sup>a</sup>, S Lee<sup>a</sup>  
Sejong University, Seoul, Republic of Korea

J Almond<sup>a</sup>, J H Bhyun<sup>a</sup>, J Choi<sup>a</sup>, J Choi<sup>a</sup>, W Jun<sup>a</sup>, J Kim<sup>a</sup>, T Kim<sup>a</sup>, Y Kim<sup>a</sup>, Y W Kim<sup>a</sup>, S Ko<sup>a</sup>, H Lee<sup>a</sup>, J Lee<sup>a</sup>, J Lee<sup>a</sup>, B H Oh<sup>a</sup>, S B Oh<sup>a</sup>, H Seo<sup>a</sup>, J Shin<sup>a</sup>, U K Yang<sup>a</sup>, I Yoon<sup>a</sup>  
Seoul National University, Seoul, Republic of Korea

W Jang<sup>a</sup>, D Y Kang<sup>a</sup>, D Kim<sup>a</sup>, S Kim<sup>a</sup>, B Ko<sup>a</sup>, J S H Lee<sup>a</sup>, Y Lee<sup>a</sup>, J A Merlin<sup>a</sup>, I C Park<sup>a</sup>, Y Roh<sup>a</sup>, I J Watson<sup>a</sup>  
University of Seoul, Seoul, Republic of Korea

G Cho<sup>a</sup>, K Hwang<sup>a</sup>, B Kim<sup>a</sup>, S Kim<sup>a</sup>, K Lee<sup>a</sup>, H D Yoo<sup>a</sup>  
Yonsei University, Department of Physics, Seoul, Republic of Korea

M Choi<sup>a</sup>, M R Kim<sup>a</sup>, Y Lee<sup>a</sup>, I Yu<sup>a</sup>  
Sungkyunkwan University, Suwon, Republic of Korea

T Beyrouthy<sup>a</sup>, Y Gharbia<sup>a</sup>  
College of Engineering and Technology, American University of the Middle East (AUM), Dasman, Kuwait

**F Alazemi**

Kuwait University—College of Science—Department of Physics, Safat, Kuwait

**K Dreimanis, O M Eberlins, A Gaile, C Munoz Diaz, D Osite, G Pikurs, R Plese, A Potrebko, M Seidel, D Sidiropoulos Kontos**

Riga Technical University, Riga, Latvia

**N R Strautnieks**

University of Latvia (LU), Riga, Latvia

**M Ambrozias, A Juodagalvis, S Nargelas, A Rinkevicius, G Tamulaitis**

Vilnius University, Vilnius, Lithuania

**I Yusuff<sup>57</sup>, Z Zolkapli**

National Centre for Particle Physics, Universiti Malaya, Kuala Lumpur, Malaysia

**J F Benitez, A Castaneda Hernandez, A Cota Rodriguez, L E Cuevas Picos, H A Encinas Acosta, L G Gallegos Maríñez, M León Coello, J A Murillo Quijada, A Sehwat, L Valencia Palomo**

Universidad de Sonora (UNISON), Hermosillo, Mexico

**G Ayala, H Castilla-Valdez, H Crotte Ledesma, R Lopez-Fernandez, J Mejia Guisao, R Reyes-Almanza, A Sánchez Hernández**

Centro de Investigacion y de Estudios Avanzados del IPN, Mexico City, Mexico

**C Oropeza Barrera, D L Ramirez Guadarrama, M Ramirez García**

Universidad Iberoamericana, Mexico City, Mexico

**I Bautista, F E Neri Huerta, I Pedraza, H A Salazar Ibarguen, C Uribe Estrada**

Benemerita Universidad Autonoma de Puebla, Puebla, Mexico

**I Bubanja, N Raicevic**

University of Montenegro, Podgorica, Montenegro

**P H Butler**

University of Canterbury, Christchurch, New Zealand

**A Ahmad, M I Asghar, A Awais, M I M Awan, W A Khan**

National Centre for Physics, Quaid-I-Azam University, Islamabad, Pakistan

**V Avati, L Forthomme, L Grzanka, M Malawski, K Piotrkowski**

AGH University of Krakow, Krakow, Poland

**M Bluj, M Górski, M Kazana, M Szleper, P Zalewski**

National Centre for Nuclear Research, Swierk, Poland

**K Bunkowski, K Doroba, A Kalinowski, M Konecki, J Krolikowski, A Muhammad**

Institute of Experimental Physics, Faculty of Physics, University of Warsaw, Warsaw, Poland

**P Fokow, K Pozniak, W Zabolotny**

Warsaw University of Technology, Warsaw, Poland

**M Araujo, D Bastos, C Beirão Da Cruz E Silva, A Boletti, M Bozzo, T Camporesi, G Da Molin, P Faccioli, M Gallinaro, J Hollar, N Leonardo, G B Marozzo, A Petrilli, M Pisano, J Seixas, J Varela, J W Wulff**

Laboratório de Instrumentação e Física Experimental de Partículas, Lisboa, Portugal

**P Adzic, L Markovic, P Milenovic, V Milosevic**

Faculty of Physics, University of Belgrade, Belgrade, Serbia

**D Devetak, M Dordevic, J Milosevic, L Nadder, V Rekovic, M Stojanovic**

VINCA Institute of Nuclear Sciences, University of Belgrade, Belgrade, Serbia

**M Alcalde Martinez, J Alcaraz Maestre, Cristina F Bedoya, J A Brochero Cifuentes, Oliver M Carretero, M Cepeda, M Cerrada, N Colino, J Cuchillo Ortega, B De La Cruz, A Delgado Peris, A Escalante Del Valle, D Fernández Del Val, J P Fernández Ramos, J Flix, M C Fouz, M Gonzalez Hernandez, O Gonzalez Lopez, S Goy Lopez, J M Hernandez, M I Josa, J Llorente Merino, C Martin Perez, E Martin Viscasillas, D Moran, C M Morcillo Perez, R Paz Herrera, C Perez Dengra, A Pérez-Calero Yzquierdo, J Puerta Pelayo, I Redondo, J Vazquez Escobar**

Centro de Investigaciones Energéticas Medioambientales y Tecnológicas (CIEMAT), Madrid, Spain

**J F de Trocóniz**

Universidad Autónoma de Madrid, Madrid, Spain

**B Alvarez Gonzalez, J Ayllon Torresano, A Cardini, J Cuevas, J Del Riego Badas, D Estrada Acevedo, J Fernandez Menendez, S Folgueras, I Gonzalez Caballero, P Leguina, M Obeso Menendez, E Palencia Cortezon, J Prado Pico, A Soto Rodríguez, A Trapote, C Vico Villalba, P Vischia**

Universidad de Oviedo, Instituto Universitario de Ciencias y Tecnologías Espaciales de Asturias (ICTEA), Oviedo, Spain

**S Blanco Fernández, I J Cabrillo, A Calderon, J Duarte Campderros, M Fernandez, G Gomez, C Lasaosa García, R Lopez Ruiz, C Martinez Rivero, P Martinez Ruiz del Arbol, F Matorras, P Matorras Cuevas, E Navarrete Ramos, J Piedra Gomez**

**C Quintana San Emeterio**, **L Scodellaro**, **I Vila**, **R Vilar Cortabitarte**, **J M Vizan Garcia**

Instituto de Física de Cantabria (IFCA), CSIC-Universidad de Cantabria, Santander, Spain

**B Kailasapathy**<sup>58</sup>, **D D C Wickramarathna**

University of Colombo, Colombo, Sri Lanka

**W G D Dharmaratna**<sup>59</sup>, **K Liyanage**, **N Perera**

University of Ruhuna, Department of Physics, Matara, Sri Lanka

**D Abbaneo**, **C Amendola**, **E Auffray**, **J Baechler**, **D Barney**, **M Bianco**, **A Bocchi**, **L Borgonovi**, **C Botta**, **A Bragagnolo**, **C E Brown**, **C Caillol**, **G Cerminara**, **P Connor**, **D d'Enterria**, **A Dabrowski**, **A David**, **A De Roeck**, **M M Defranchis**, **M Deile**, **M Dobson**, **W Funk**, **A Gaddi**, **S Giani**, **D Gigi**, **K Gill**, **F Glege**, **M Glowacki**, **A Gruber**, **J Hegeman**, **J K Heikkilä**, **B Huber**, **V Innocente**, **T James**, **P Janot**, **O Kaluzinska**, **O Karacheban**<sup>27</sup>, **G Karathanasis**, **S Laurila**, **P Lecoq**, **C Lourenço**, **A-M Lyon**, **M Magherini**, **L Malgeri**, **M Mannelli**, **M Matthewman**, **A Mehta**, **F Meijers**, **S Mersi**, **E Meschi**, **M Migliorini**, **F Monti**, **F Moortgat**, **M Mulders**, **I Neutelings**, **S Orfanelli**, **F Pantaleo**, **M Pari**, **G Petrucciani**, **A Pfeiffer**, **M Pierini**, **M Pitt**, **H Qu**, **D Rabad**, **B Ribeiro Lopes**, **F Riti**, **P Rosado**, **M Rovere**, **H Sakulin**, **R Salvatico**, **S Sanchez Cruz**, **S Scarfi**, **C Schwick**, **M Selvaggi**, **A Sharma**, **K Shchelina**, **P Silva**, **P Sphicas**<sup>60</sup>, **A G Stahl Leiton**, **A Steen**, **S Summers**, **D Treille**, **P Tropea**, **E Vernazza**, **J Wanczyk**<sup>61</sup>, **J Wang**, **S Wuchterl**, **M Zarucki**, **P Zehetner**, **P Zejdl**, **G Zevi Della Porta**

CERN European Organization for Nuclear Research, Geneva, Switzerland

**T Bevilacqua**<sup>62</sup>, **L Caminada**<sup>62</sup>, **W Erdmann**, **R Horisberger**, **Q Ingram**, **H C Kaestli**, **D Kotlinski**, **C Lange**, **U Langenegger**, **M Missiroli**<sup>62</sup>, **L Noehte**<sup>62</sup>, **T Rohe**, **A Samalan**

PSI Center for Neutron and Muon Sciences, Villigen, Switzerland

**T K Aarrestad**, **M Backhaus**, **G Bonomelli**, **C Cazzaniga**, **K Datta**, **P De Bryas Dexmiers**, **D'archiacchiac**<sup>61</sup>, **A De Cosa**, **G Dissertori**, **M Dittmar**, **M Donegà**, **F Eble**, **K Gedia**, **F Glessgen**, **C Grab**, **N Häringer**, **T G Harte**, **W Lustermann**, **M Malucchi**, **R A Manzoni**, **M Marchegiani**, **L Marchese**, **A Mascellani**<sup>61</sup>, **F Nessi-Tedaldi**, **F Pauss**, **V Perovic**, **B Ristic**, **R Seidita**, **A Tarabini**, **D Valsecchi**, **R Wallny**

ETH Zurich—Institute for Particle Physics and Astrophysics (IPA), Zurich, Switzerland

**C Amsler**<sup>63</sup>, **P Bärtschi**, **F Bilandzija**, **M F Canelli**, **G Celotto**, **K Cormier**, **M Huwiler**, **W Jin**

**A Jofrehei**, **B Kilminster**, **T H Kwok**, **S Leontsinis**, **V Lukashenko**, **A Macchiolo**, **F Meng**, **J Motta**, **A Reimers**, **P Robmann**, **M Senger**, **E Shokr**, **F Stäger**, **R Tramontano**

Universität Zürich, Zurich, Switzerland

**D Bhowmik**, **C M Kuo**, **P K Rout**, **S Taj**, **P C Tiwari**<sup>38</sup>

National Central University, Chung-Li, Taiwan

**L Ceard**, **K F Chen**, **Z G Chen**, **A De Iorio**, **W-S Hou**, **T H Hsu**, **Y W Kao**, **S Karmakar**, **G Kole**, **Y Y Li**, **R-S Lu**, **E Paganis**, **X F Su**, **J Thomas-Wilsker**, **L S Tsai**, **D Tsiounou**, **H Y Wu**, **E Yazgan**

National Taiwan University (NTU), Taipei, Taiwan

**C Asawatangtrakuldee**, **N Srimanobhas**

High Energy Physics Research Unit, Department of Physics, Faculty of Science, Chulalongkorn University, Bangkok, Thailand

**Y Maghrbi**

Tunis El Manar University, Tunis, Tunisia

**D Agyel**, **F Boran**, **F Dolek**, **I Dumanoglu**<sup>64</sup>, **Y Guler**<sup>65</sup>, **E Gurpinar Guler**<sup>65</sup>, **C Isik**, **O Kara**, **A Kayis Topaksu**, **Y Komurcu**, **G Onengut**, **K Ozdemir**<sup>66</sup>, **B Tali**<sup>67</sup>, **U G Tok**, **E Uslan**, **I S Zorbakir**

Çukurova University, Physics Department, Science and Art Faculty, Adana, Turkey

**M Yalvac**<sup>68</sup>

Middle East Technical University, Physics Department, Ankara, Turkey

**B Akgun**, **I O Atakisi**, **E Gülmez**, **M Kaya**<sup>69</sup>, **O Kaya**<sup>70</sup>, **M A Sarkisla**<sup>71</sup>, **S Tekten**<sup>72</sup>

Bogazici University, Istanbul, Turkey

**A Cakir**, **K Cankocak**<sup>64,73</sup>, **S Sen**<sup>74</sup>

Istanbul Technical University, Istanbul, Turkey

**O Aydilek**<sup>75</sup>, **B Haciasahinoglu**, **I Hos**<sup>76</sup>, **B Kaynak**, **S Ozkorucuklu**, **O Potok**, **H Sert**, **C Simsek**, **C Zorbilmez**

Istanbul University, Istanbul, Turkey

**S Cerci**, **A A Guvenli**, **B Isildak**<sup>77</sup>, **D Sunar Cerci**, **T Yetkin**<sup>21</sup>

Yildiz Technical University, Istanbul, Turkey

**A Boyaryntsev**, **O Dadazhanova**, **B Grynyov**

Institute for Scintillation Materials of National Academy of Science of Ukraine, Kharkiv, Ukraine

**L Levchuk**

National Science Centre, Kharkiv Institute of Physics and Technology, Kharkiv, Ukraine

J J Brooke<sup>ⓑ</sup>, A Bundock<sup>ⓑ</sup>, F Bury<sup>ⓑ</sup>, E Clement<sup>ⓑ</sup>, D Cussans<sup>ⓑ</sup>, D Dharmender, H Flacher<sup>ⓑ</sup>, J Goldstein<sup>ⓑ</sup>, H F Heath<sup>ⓑ</sup>, M-L Holmberg<sup>ⓑ</sup>, L Kreczko<sup>ⓑ</sup>, S Paramesvaran<sup>ⓑ</sup>, L Robertshaw, M S Sanjrani, J Segal, V J Smith<sup>ⓑ</sup>

University of Bristol, Bristol, United Kingdom

A H Ball, K W Bell<sup>ⓑ</sup>, A Belyaev<sup>78</sup><sup>ⓑ</sup>, C Brew<sup>ⓑ</sup>, R M Brown<sup>ⓑ</sup>, D J A Cockerill<sup>ⓑ</sup>, C Cooke<sup>ⓑ</sup>, A Elliot<sup>ⓑ</sup>, K V Ellis, J Gajownik, K Harder<sup>ⓑ</sup>, S Harper<sup>ⓑ</sup>, J Linacre<sup>ⓑ</sup>, K Manolopoulos, M Moallemi<sup>ⓑ</sup>, D M Newbold<sup>ⓑ</sup>, E Olaiya, D Petyt<sup>ⓑ</sup>, T Reis<sup>ⓑ</sup>, A R Sahasransu<sup>ⓑ</sup>, G Salvi<sup>ⓑ</sup>, T Schuh, C H Shepherd-Themistocleous<sup>ⓑ</sup>, I R Tomalin<sup>ⓑ</sup>, K C Whalen<sup>ⓑ</sup>, T Williams<sup>ⓑ</sup>

Rutherford Appleton Laboratory, Didcot, United Kingdom

I Andreou<sup>ⓑ</sup>, R Bainbridge<sup>ⓑ</sup>, P Bloch<sup>ⓑ</sup>, O Buchmuller, C A Carrillo Montoya<sup>ⓑ</sup>, D Colling<sup>ⓑ</sup>, J S Dancu, I Das<sup>ⓑ</sup>, P Dauncey<sup>ⓑ</sup>, G Davies<sup>ⓑ</sup>, M Della Negra<sup>ⓑ</sup>, S Fayer, G Fedi<sup>ⓑ</sup>, G Hall<sup>ⓑ</sup>, H R Hoorani<sup>ⓑ</sup>, A Howard, G Iles<sup>ⓑ</sup>, C R Knight<sup>ⓑ</sup>, P Krueper, J Langford<sup>ⓑ</sup>, K H Law<sup>ⓑ</sup>, J León Holgado<sup>ⓑ</sup>, E Leutgeb<sup>ⓑ</sup>, L Lyons<sup>ⓑ</sup>, A-M Magnan<sup>ⓑ</sup>, B Maier<sup>ⓑ</sup>, S Mallios, A Mastronikolis, M Mieskolainen<sup>ⓑ</sup>, J Nash<sup>79</sup><sup>ⓑ</sup>, M Pesaresi<sup>ⓑ</sup>, P B Pradeep, B C Radburn-Smith<sup>ⓑ</sup>, A Richards, A Rose<sup>ⓑ</sup>, L Russell<sup>ⓑ</sup>, K Savva<sup>ⓑ</sup>, C Seez<sup>ⓑ</sup>, R Shukla<sup>ⓑ</sup>, A Tapper<sup>ⓑ</sup>, K Uchida<sup>ⓑ</sup>, G P Uttley<sup>ⓑ</sup>, T Virdee<sup>29</sup><sup>ⓑ</sup>, M Vojinovic<sup>ⓑ</sup>, N Wardle<sup>ⓑ</sup>, D Winterbottom<sup>ⓑ</sup>

Imperial College, London, United Kingdom

J E Cole<sup>ⓑ</sup>, A Khan, P Kyberd<sup>ⓑ</sup>, I D Reid<sup>ⓑ</sup>

Brunel University, Uxbridge, United Kingdom

S Abdullin<sup>ⓑ</sup>, A Brinkerhoff<sup>ⓑ</sup>, E Collins<sup>ⓑ</sup>, M R Darwish<sup>ⓑ</sup>, J Dittmann<sup>ⓑ</sup>, K Hatakeyama<sup>ⓑ</sup>, V Hegde<sup>ⓑ</sup>, J Hiltbrand<sup>ⓑ</sup>, B McMaster<sup>ⓑ</sup>, J Samudio<sup>ⓑ</sup>, S Sawant<sup>ⓑ</sup>, C Sutantawibul<sup>ⓑ</sup>, J Wilson<sup>ⓑ</sup>

Baylor University, Waco, TX, United States of America

J M Hogan<sup>80</sup><sup>ⓑ</sup>

Bethel University, St. Paul, MN, United States of America

R Bartek<sup>ⓑ</sup>, A Dominguez<sup>ⓑ</sup>, S Raj<sup>ⓑ</sup>, A E Simsek<sup>ⓑ</sup>, S S Yu<sup>ⓑ</sup>

Catholic University of America, Washington, DC, United States of America

B Bam<sup>ⓑ</sup>, A Buchot Perraguin<sup>ⓑ</sup>, S Campbell, R Chudasama<sup>ⓑ</sup>, S I Cooper<sup>ⓑ</sup>, C Crovella<sup>ⓑ</sup>, G Fidalgo<sup>ⓑ</sup>, S V Gleyzer<sup>ⓑ</sup>, A Khukhunaishvili<sup>ⓑ</sup>, K Matchev<sup>ⓑ</sup>, E Pearson, C U Perez<sup>ⓑ</sup>, P Rumerio<sup>81</sup><sup>ⓑ</sup>, E Usai<sup>ⓑ</sup>, R Yi<sup>ⓑ</sup>

The University of Alabama, Tuscaloosa, AL, United States of America

S Cholak<sup>ⓑ</sup>, G De Castro, Z Demiragli<sup>ⓑ</sup>, C Erice<sup>ⓑ</sup>, C Fangmeier<sup>ⓑ</sup>, C Fernandez Madrazo<sup>ⓑ</sup>, E Fontanesi<sup>ⓑ</sup>, J Fulcher<sup>ⓑ</sup>, F Golf<sup>ⓑ</sup>, S Jeon<sup>ⓑ</sup>, J O’Cain, I Reed<sup>ⓑ</sup>,

J Rohlf<sup>ⓑ</sup>, K Salyer<sup>ⓑ</sup>, D Sperka<sup>ⓑ</sup>, D Spitzbart<sup>ⓑ</sup>, I Suarez<sup>ⓑ</sup>, A Tsatsos<sup>ⓑ</sup>, E Wurtz, A G Zecchinelli<sup>ⓑ</sup>

Boston University, Boston, MA, United States of America

G Barone<sup>ⓑ</sup>, G Benelli<sup>ⓑ</sup>, D Cutts<sup>ⓑ</sup>, S Ellis, L Gouskos<sup>ⓑ</sup>, M Hadley<sup>ⓑ</sup>, U Heintz<sup>ⓑ</sup>, K W Ho<sup>ⓑ</sup>, T Kwon<sup>ⓑ</sup>, G Landsberg<sup>ⓑ</sup>, K T Lau<sup>ⓑ</sup>, J Luo<sup>ⓑ</sup>, S Mondal<sup>ⓑ</sup>, J Roloff, T Russell, S Sagir<sup>82</sup><sup>ⓑ</sup>, X Shen<sup>ⓑ</sup>, M Stamenkovic<sup>ⓑ</sup>, N Venkatasubramanian

Brown University, Providence, RI, United States of America

S Abbott<sup>ⓑ</sup>, B Barton<sup>ⓑ</sup>, R Breedon<sup>ⓑ</sup>, H Cai<sup>ⓑ</sup>, M Calderon De La Barca Sanchez<sup>ⓑ</sup>, M Chertok<sup>ⓑ</sup>, M Citron<sup>ⓑ</sup>, J Conway<sup>ⓑ</sup>, P T Cox<sup>ⓑ</sup>, R Erbacher<sup>ⓑ</sup>, O Kukral<sup>ⓑ</sup>, G Mocellin<sup>ⓑ</sup>, S Ostrom<sup>ⓑ</sup>, W Wei<sup>ⓑ</sup>, S Yoo<sup>ⓑ</sup>

University of California, Davis, Davis, CA, United States of America

K Adamidis, M Bachtis<sup>ⓑ</sup>, D Campos, R Cousins<sup>ⓑ</sup>, A Datta<sup>ⓑ</sup>, G Flores Avila<sup>ⓑ</sup>, J Hauser<sup>ⓑ</sup>, M Ignatenko<sup>ⓑ</sup>, M A Iqbal<sup>ⓑ</sup>, T Lam<sup>ⓑ</sup>, Y F Lo, E Manca<sup>ⓑ</sup>, A Nunez Del Prado, D Saltzberg<sup>ⓑ</sup>, V Valuev<sup>ⓑ</sup>

University of California, Los Angeles, CA, United States of America

R Clare<sup>ⓑ</sup>, J W Gary<sup>ⓑ</sup>, G Hanson<sup>ⓑ</sup>

University of California, Riverside, Riverside, CA, United States of America

A Aportela, A Arora<sup>ⓑ</sup>, J G Branson<sup>ⓑ</sup>, S Cittolin<sup>ⓑ</sup>, S Cooperstein<sup>ⓑ</sup>, D Diaz<sup>ⓑ</sup>, J Duarte<sup>ⓑ</sup>, L Giannini<sup>ⓑ</sup>, Y Gu, J Guiang<sup>ⓑ</sup>, V Krutelyov<sup>ⓑ</sup>, R Lee<sup>ⓑ</sup>, J Letts<sup>ⓑ</sup>, H Li, M Masciovecchio<sup>ⓑ</sup>, F Mokhtar<sup>ⓑ</sup>, S Mukherjee<sup>ⓑ</sup>, M Pieri<sup>ⓑ</sup>, D Primosch, M Quinnan<sup>ⓑ</sup>, V Sharma<sup>ⓑ</sup>, M Tadel<sup>ⓑ</sup>, E Vourliotis<sup>ⓑ</sup>, F Würthwein<sup>ⓑ</sup>, Y Xiang<sup>ⓑ</sup>, A Yagil<sup>ⓑ</sup>, Z Zhao

University of California, San Diego, La Jolla, CA, United States of America

A Barzdukas<sup>ⓑ</sup>, L Brennan<sup>ⓑ</sup>, C Campagnari<sup>ⓑ</sup>, S Carron Montero<sup>83</sup><sup>ⓑ</sup>, K Downham<sup>ⓑ</sup>, C Grieco<sup>ⓑ</sup>, M M Hussain, J Incandela<sup>ⓑ</sup>, J Kim<sup>ⓑ</sup>, M W K Lai, A J Li<sup>ⓑ</sup>, P Masterson<sup>ⓑ</sup>, J Richman<sup>ⓑ</sup>, S N Santpur<sup>ⓑ</sup>, U Sarica<sup>ⓑ</sup>, R Schmitz<sup>ⓑ</sup>, F Setti<sup>ⓑ</sup>, J Sheplock<sup>ⓑ</sup>, D Stuart<sup>ⓑ</sup>, T Á Vámi<sup>ⓑ</sup>, X Yan<sup>ⓑ</sup>, D Zhang

University of California, Santa Barbara—Department of Physics, Santa Barbara, CA, United States of America

A Albert, S Bhattacharya<sup>ⓑ</sup>, A Bornheim<sup>ⓑ</sup>, O Cerri, R Kansal<sup>ⓑ</sup>, J Mao<sup>ⓑ</sup>, H B Newman<sup>ⓑ</sup>, G Reales Gutiérrez, T Sievert, M Spiropulu<sup>ⓑ</sup>, J R Vlimant<sup>ⓑ</sup>, R A Wynne, S Xie<sup>ⓑ</sup>

California Institute of Technology, Pasadena, CA, United States of America

J Alison<sup>ⓑ</sup>, S An<sup>ⓑ</sup>, M Cremonesi, V Dutta<sup>ⓑ</sup>, E Y Ertorer<sup>ⓑ</sup>, T Ferguson<sup>ⓑ</sup>, T A Gómez Espinosa<sup>ⓑ</sup>, A Harilal<sup>ⓑ</sup>, A Kallil Tharayil, M Kanemura, C Liu<sup>ⓑ</sup>, P Meiring<sup>ⓑ</sup>,

**T Mudholkar**, **S Murthy**, **P Palit**, **K Park**,  
**M Paulini**, **A Roberts**, **A Sanchez**, **W Terrill**  
Carnegie Mellon University, Pittsburgh, PA, United States of America

**J P Cumalat**, **W T Ford**, **A Hart**, **A Hassani**,  
**J Pearkes**, **C Savard**, **N Schonbeck**, **K Stenson**,  
**K A Ulmer**, **S R Wagner**, **N Zipper**, **D Zuolo**  
University of Colorado Boulder, Boulder, CO, United States of America

**J Alexander**, **X Chen**, **D J Cranshaw**, **J Dickinson**,  
**J Fan**, **X Fan**, **J Grassi**, **S Hogan**, **P Kotamnives**,  
**J Monroy**, **G Niendorf**, **M Oshiro**, **J R Patterson**,  
**M Reid**, **A Ryd**, **J Thom**, **P Wittich**, **R Zou**,  
**L Zygala**  
Cornell University, Ithaca, NY, United States of America

**M Albrow**, **M Alyari**, **O Amram**, **G Apollinari**,  
**A Apresyan**, **L A T Bauerdick**, **D Berry**,  
**J Berryhill**, **P C Bhat**, **K Burkett**, **J N Butler**,  
**A Canepa**, **G B Cerati**, **H W K Cheung**,  
**F Chlebana**, **C Cosby**, **G Cummings**, **I Dutta**,  
**V D Elvira**, **J Freeman**, **A Gandrakota**, **Z Gece**,  
**L Gray**, **D Green**, **A Grummer**, **S Grünendahl**,  
**D Guerrero**, **O Gutsche**, **R M Harris**, **T C Herwig**,  
**J Hirschauer**, **B Jayatilaka**, **S Jindariani**,  
**M Johnson**, **U Joshi**, **T Klijsma**, **B Klima**, **K H M Kwok**,  
**S Lammel**, **C Lee**, **D Lincoln**, **R Lipton**,  
**T Liu**, **K Maeshima**, **D Mason**, **P McBride**,  
**P Merkel**, **S Mrenna**, **S Nahn**, **J Ngadiuba**,  
**D Noonan**, **S Norberg**, **V Papadimitriou**, **N Pastika**,  
**K Pedro**, **C Pena**<sup>84</sup>, **C E Perez Lara**, **F Ravera**,  
**A Reinsvold Hall**<sup>85</sup>, **L Ristori**, **M Safdari**, **E Sexton-Kennedy**,  
**N Smith**, **A Soha**, **L Spiegel**, **S Stoynev**,  
**J Strait**, **L Taylor**, **S Tkaczyk**, **N V Tran**,  
**L Uplegger**, **E W Vaandering**, **C Wang**, **I Zoi**  
Fermi National Accelerator Laboratory, Batavia, IL, United States of America

**C Aruta**, **P Avery**, **D Bourilkov**, **P Chang**,  
**V Cherepanov**, **R D Field**, **C Huh**, **E Koenig**,  
**M Kolosova**, **J Konigsberg**, **A Korytov**,  
**N Menendez**, **G Mitselmakher**, **K Mohrman**,  
**A Muthirakalayil Madhu**, **N Rawal**, **S Rosenzweig**,  
**V Sulimov**, **Y Takahashi**, **J Wang**  
University of Florida, Gainesville, FL, United States of America

**T Adams**, **A Al Kadhimi**, **A Askew**, **S Bower**,  
**R Hashmi**, **R S Kim**, **T Kolberg**, **G Martinez**,  
**M Mazza**, **H Prosper**, **P R Prova**, **M Wulansatiti**,  
**R Yohay**  
Florida State University, Tallahassee, FL, United States of America

**B Alsufyani**, **S Butalla**, **S Das**, **M Hohlmann**,  
**M Lavinsky**, **E Yanes**

Florida Institute of Technology, Melbourne, FL, United States of America

**M R Adams**, **N Barnett**, **A Baty**, **C Bennett**,  
**R Cavanaugh**, **R Escobar Franco**, **O Evdokimov**,  
**C E Gerber**, **H Gupta**, **M Hawksworth**, **A Hingrajiya**,  
**D J Hofman**, **J H Lee**, **D S Lemos**, **C Mills**,  
**S Nanda**, **G Nigmatkulov**, **B Ozek**, **T Phan**,  
**D Pilipovic**, **R Pradhan**, **E Prifti**, **P Roy**, **T Roy**,  
**N Singh**, **M B Tonjes**, **N Varelas**, **M A Wadud**, **J Yoo**  
University of Illinois Chicago, Chicago, IL, United States of America

**M Alhousseini**, **D Blend**, **K Dilsiz**<sup>86</sup>, **O K Köseyan**,  
**A Mestvirishvili**<sup>87</sup>, **O Neogi**, **H Ogul**<sup>88</sup>, **Y Onel**,  
**A Penzo**, **C Snyder**, **E Tiras**<sup>89</sup>  
The University of Iowa, Iowa City, IA, United States of America

**B Blumenfeld**, **J Davis**, **A V Gritsan**, **L Kang**,  
**S Kyriacou**, **P Maksimovic**, **M Roguljic**, **S Sekhar**,  
**M V Srivastav**, **M Swartz**  
Johns Hopkins University, Baltimore, MD, United States of America

**A Abreu**, **L F Alcerro Alcerro**, **J Anguiano**, **S Arteaga Escatel**,  
**P Baringer**, **A Bean**, **Z Flowers**, **D Grove**,  
**J King**, **G Krintiras**, **M Lazarovits**, **C Le Mahieu**,  
**J Marquez**, **M Murray**, **M Nickel**, **S Popescu**<sup>90</sup>,  
**C Rogan**, **C Royon**, **S Rudrabhatla**, **S Sanders**,  
**C Smith**, **G Wilson**  
The University of Kansas, Lawrence, KS, United States of America

**B Allmond**, **R Gujju Gurunadha**, **N Islam**, **A Ivanov**,  
**K Kaadze**, **Y Maravin**, **J Natoli**, **D Roy**,  
**G Sorrentino**  
Kansas State University, Manhattan, KS, United States of America

**A Baden**, **A Belloni**, **J Bistany-riebman**, **S C Eno**,  
**N J Hadley**, **S Jabeen**, **R G Kellogg**, **T Koeth**,  
**B Kronheim**, **S Lascio**, **P Major**, **A C Mignerey**,  
**C Palmer**, **C Papageorgakis**, **M M Paranjpe**,  
**E Popova**<sup>91</sup>, **A Shevelev**, **L Wang**, **L Zhang**  
University of Maryland, College Park, MD, United States of America

**C Baldenegro Barrera**, **J Bendavid**, **H Bossi**, **S Bright-Thonney**,  
**I A Cali**, **Y C Chen**, **P C Chou**,  
**M D'Alfonso**, **J Eysermans**, **C Freer**, **G Gomez-Ceballos**,  
**M Goncharov**, **G Grosso**, **P Harris**, **D Hoang**,  
**G M Innocenti**, **D Kovalskyi**, **J Krupa**, **L Lavezzo**,  
**Y-J Lee**, **K Long**, **C Mcginn**, **A Novak**, **M I Park**,  
**C Paus**, **C Reissel**, **C Roland**, **G Roland**,  
**S Rothman**, **T A Sheng**, **G S F Stephans**, **D Walter**,  
**Z Wang**, **B Wyslouch**, **T J Yang**  
Massachusetts Institute of Technology, Cambridge, MA, United States of America

**B Crossman**, **W J Jackson**, **C Kapsiak**, **M Krohn**,  
**D Mahon**, **J Mans**, **B Marzocchi**, **M Revering**,  
**R Rusack**, **O Sancar**, **R Saradhy**, **N Strobbe**  
University of Minnesota, Minneapolis, MN, United States of America

**K Bloom**, **D R Claes**, **G Haza**, **J Hossain**, **C Joo**,  
**I Kravchenko**, **A Rohilla**, **J E Siado**, **W Tabb**,  
**A Vagnerini**, **A Wightman**, **F Yan**  
University of Nebraska-Lincoln, Lincoln, NE, United States of America

**H Bandyopadhyay**, **L Hay**, **H W Hsia**, **I Iashvili**,  
**A Kalogeropoulos**, **A Kharchilava**, **A Mandal**,  
**M Morris**, **D Nguyen**, **S Rappoccio**, **H Rejeb Sfar**,  
**A Williams**, **P Young**, **D Yu**  
State University of New York at Buffalo, Buffalo, NY, United States of America

**G Alverson**, **E Barberis**, **J Bonilla**, **B Bylsma**,  
**M Campana**, **J Dervan**, **Y Haddad**, **Y Han**,  
**I Israr**, **A Krishna**, **J Li**, **M Lu**, **N Manganelli**,  
**R Mccarthy**, **D M Morse**, **T Orimoto**, **A Parker**,  
**L Skinnari**, **C S Thoreson**, **E Tsai**, **D Wood**  
Northeastern University, Boston, MA, United States of America

**S Dittmer**, **K A Hahn**, **Y Liu**, **M Mcginnis**,  
**Y Miao**, **D G Monk**, **M H Schmitt**, **A Taliervo**,  
**M Velasco**, **J Wang**  
Northwestern University, Evanston, IL, United States of America

**G Agarwal**, **R Band**, **R Bucci**, **S Castells**, **A Das**,  
**A Ehnis**, **R Goldouzian**, **M Hildreth**, **K Hurtado Anampa**,  
**T Ivanov**, **C Jessop**, **A Karneyeu**, **K Lannon**,  
**J Lawrence**, **N Loukas**, **L Lutton**, **J Mariano**,  
**N Marinelli**, **I Mcalister**, **T McCauley**, **C Mcgrady**,  
**C Moore**, **Y Musienko**<sup>23</sup>, **H Nelson**, **M Osherson**,  
**A Piccinelli**, **R Ruchti**, **A Townsend**, **Y Wan**,  
**M Wayne**, **H Yockey**  
University of Notre Dame, Notre Dame, IN, United States of America

**A Basnet**, **M Carrigan**, **R De Los Santos**, **L S Durkin**,  
**C Hill**, **M Joyce**, **M Nunez Ornelas**, **D A Wenzl**,  
**B L Winer**, **B R Yates**  
The Ohio State University, Columbus, OH, United States of America

**H Bouchamaoui**, **K Coldham**, **P Das**, **G Dezoort**,  
**P Elmer**, **A Frankenthal**, **M Galli**, **B Greenberg**,  
**N Haubrich**, **K Kennedy**, **G Kopp**, **S Kwan**, **Y Lai**,  
**D Lange**, **A Loeliger**, **D Marlow**, **I Ojalvo**,  
**J Olsen**, **F Simpson**, **D Stickland**, **C Tully**  
Princeton University, Princeton, NJ, United States of America

**S Malik**, **R Sharma**  
University of Puerto Rico, Mayaguez, PR, United States of America

**A S Bakshi**, **S Chandra**, **R Chawla**, **A Gu**, **L Gutay**,  
**M Jones**, **A W Jung**, **D Kondratyev**, **M Liu**,  
**G Negro**, **N Neumeister**, **G Paspalaki**, **S Piperov**,  
**J F Schulte**, **F Wang**, **A Wildridge**, **W Xie**, **Y Yao**,  
**Y Zhong**  
Purdue University, West Lafayette, IN, United States of America

**J Dolen**, **N Parashar**, **A Pathak**, **E Shumka**  
Purdue University Northwest, Hammond, IN, United States of America

**D Acosta**, **A Agrawal**, **C Arbour**, **T Carnahan**,  
**K M Ecklund**, **P J Fernández Manteca**, **S Freed**,  
**P Gardner**, **F J M Geurts**, **T Huang**, **I Krommydas**,  
**N Lewis**, **W Li**, **J Lin**, **O Miguel Colin**, **B P Padley**,  
**R Redjimi**, **J Rotter**, **E Yigitbasi**, **Y Zhang**  
Rice University, Houston, TX, United States of America

**O Bessidskaia Bylund**, **A Bodek**, **P de Barbaro**<sup>†</sup>,  
**R Demina**, **J L Dulemba**, **A Garcia-Bellido**, **H S Hare**,  
**O Hindrichs**, **N Parmar**, **P Parygin**<sup>91</sup>, **R Taus**  
University of Rochester, Rochester, NY, United States of America

**B Chiarito**, **J P Chou**, **S V Clark**, **S Donnelly**,  
**D Gadkari**, **Y Gershtein**, **E Halkiadakis**, **M Heindl**,  
**C Houghton**, **D Jaroslawski**, **S Konstantinou**,  
**I Laflotte**, **A Lath**, **J Martins**, **B Rand**, **J Reichert**,  
**P Saha**, **S Salur**, **S Schnetzer**, **S Somalwar**, **R Stone**,  
**S A Thayil**, **S Thomas**, **J Vora**  
Rutgers, The State University of New Jersey, Piscataway, NJ, United States of America

**D Ally**, **A G Delannoy**, **S Fiorendi**, **J Harris**,  
**S Higginbotham**, **T Holmes**, **A R Kanuganti**,  
**N Karunarathna**, **J Lawless**, **L Lee**, **E Nibigira**,  
**B Skipworth**, **S Spanier**  
University of Tennessee, Knoxville, TN, United States of America

**D Aebi**, **M Ahmad**, **T Akhter**, **K Androsov**,  
**A Bolshov**, **O Bouhali**<sup>92</sup>, **R Eusebi**, **P Flanagan**,  
**J Gilmore**, **Y Guo**, **T Kamon**, **H Kim**, **S Luo**,  
**R Mueller**, **A Safonov**  
Texas A&M University, College Station, TX, United States of America

**N Akchurin**, **J Damgov**, **Y Feng**, **N Gogate**,  
**Y Kazhykarim**, **K Lamichhane**, **S W Lee**, **C Madrid**,  
**A Mankel**, **T Peltola**, **I Volobouev**  
Texas Tech University, Lubbock, TX, United States of America

**E Appelt**<sup>Ⓜ</sup>, **Y Chen**<sup>Ⓜ</sup>, **S Greene**, **A Gurrola**<sup>Ⓜ</sup>, **W Johns**<sup>Ⓜ</sup>,  
**R Kunnawalkam Elayavalli**<sup>Ⓜ</sup>, **A Melo**<sup>Ⓜ</sup>, **D Rathjens**<sup>Ⓜ</sup>,  
**F Romeo**<sup>Ⓜ</sup>, **P Sheldon**<sup>Ⓜ</sup>, **S Tuo**<sup>Ⓜ</sup>, **J Velkovska**<sup>Ⓜ</sup>,  
**J Viinikainen**<sup>Ⓜ</sup>, **J Zhang**

Vanderbilt University, Nashville, TN, United States of America

**B Cardwell**<sup>Ⓜ</sup>, **H Chung**, **B Cox**<sup>Ⓜ</sup>, **J Hakala**<sup>Ⓜ</sup>, **R Hirosky**<sup>Ⓜ</sup>,  
**M Jose**, **A Ledovsky**<sup>Ⓜ</sup>, **C Mantilla**<sup>Ⓜ</sup>, **C Neu**<sup>Ⓜ</sup>, **C Ramón Álvarez**<sup>Ⓜ</sup>

University of Virginia, Charlottesville, VA, United States of America

**S Bhattacharya**<sup>Ⓜ</sup>, **P E Karchin**<sup>Ⓜ</sup>

Wayne State University, Detroit, MI, United States of America

**A Aravind**<sup>Ⓜ</sup>, **S Banerjee**<sup>Ⓜ</sup>, **K Black**<sup>Ⓜ</sup>, **T Bose**<sup>Ⓜ</sup>,  
**E Chavez**<sup>Ⓜ</sup>, **S Dasu**<sup>Ⓜ</sup>, **P Everaerts**<sup>Ⓜ</sup>, **C Galloni**, **H He**<sup>Ⓜ</sup>,  
**M Herndon**<sup>Ⓜ</sup>, **A Herve**<sup>Ⓜ</sup>, **C K Koraka**<sup>Ⓜ</sup>, **S Lomte**,  
**R Loveless**<sup>Ⓜ</sup>, **A Mallampalli**<sup>Ⓜ</sup>, **A Mohammadi**<sup>Ⓜ</sup>,  
**S Mondal**, **T Nelson**, **G Parida**<sup>Ⓜ</sup>, **L Pétré**<sup>Ⓜ</sup>, **D Pinna**,  
**A Savin**, **V Shang**<sup>Ⓜ</sup>, **V Sharma**<sup>Ⓜ</sup>, **W H Smith**<sup>Ⓜ</sup>, **D Teague**,  
**H F Tsoi**<sup>Ⓜ</sup>, **W Vetens**<sup>Ⓜ</sup>, **A Warden**<sup>Ⓜ</sup>

University of Wisconsin—Madison, Madison, WI, United States of America

**S Afanasiev**<sup>Ⓜ</sup>, **V Alexakhin**<sup>Ⓜ</sup>, **Yu Andreev**<sup>Ⓜ</sup>, **T Aushev**<sup>Ⓜ</sup>,  
**D Budkouski**<sup>Ⓜ</sup>, **R Chistov**<sup>93</sup><sup>Ⓜ</sup>, **M Danilov**<sup>93</sup><sup>Ⓜ</sup>,  
**T Dimova**<sup>93</sup><sup>Ⓜ</sup>, **A Ershov**<sup>93</sup><sup>Ⓜ</sup>, **S Gninenko**<sup>Ⓜ</sup>, **I Gorbunov**<sup>Ⓜ</sup>,  
**A Gribushin**<sup>93</sup><sup>Ⓜ</sup>, **A Kamenev**<sup>Ⓜ</sup>, **V Karjavine**<sup>Ⓜ</sup>,  
**M Kirsanov**<sup>Ⓜ</sup>, **V Klyukhin**<sup>93</sup><sup>Ⓜ</sup>, **O Kodolova**<sup>94,91</sup><sup>Ⓜ</sup>,  
**V Korenkov**<sup>Ⓜ</sup>, **A Kozyrev**<sup>93</sup><sup>Ⓜ</sup>, **N Krasnikov**<sup>Ⓜ</sup>, **A Lanev**<sup>Ⓜ</sup>,  
**A Malakhov**<sup>Ⓜ</sup>, **V Matveev**<sup>93</sup><sup>Ⓜ</sup>, **A Nikitenko**<sup>95,94</sup><sup>Ⓜ</sup>,  
**V Palichik**<sup>Ⓜ</sup>, **V Perelygin**<sup>Ⓜ</sup>, **S Petrushanko**<sup>93</sup><sup>Ⓜ</sup>,  
**S Polikarpov**<sup>93</sup><sup>Ⓜ</sup>, **O Radchenko**<sup>93</sup><sup>Ⓜ</sup>, **M Savina**<sup>Ⓜ</sup>,  
**V Shalaev**<sup>Ⓜ</sup>, **S Shmatov**<sup>Ⓜ</sup>, **S Shulha**<sup>Ⓜ</sup>, **Y Skovpen**<sup>93</sup><sup>Ⓜ</sup>,  
**V Smirnov**<sup>Ⓜ</sup>, **O Teryaev**<sup>Ⓜ</sup>, **I Tlisova**<sup>93</sup><sup>Ⓜ</sup>, **A Toropin**<sup>Ⓜ</sup>,  
**N Voytishin**<sup>Ⓜ</sup>, **B S Yuldashev**<sup>†,96</sup>, **A Zarubin**<sup>Ⓜ</sup>, **I Zhizhin**<sup>Ⓜ</sup>

Authors affiliated with an international laboratory covered by a cooperation agreement with CERN

**L Dudko**<sup>Ⓜ</sup>, **K Ivanov**<sup>Ⓜ</sup>, **V Kim**<sup>23</sup><sup>Ⓜ</sup>, **V Murzin**<sup>Ⓜ</sup>,  
**V Oreshkin**<sup>Ⓜ</sup>, **D Sosnov**<sup>Ⓜ</sup>

Authors affiliated with an institute formerly covered by a cooperation agreement with CERN

<sup>†</sup>Deceased

<sup>1</sup>Also at Yerevan State University, Yerevan, Armenia

<sup>2</sup>Also at TU Wien, Vienna, Austria

<sup>3</sup>Also at Ghent University, Ghent, Belgium

<sup>4</sup>Also at Universidade do Estado do Rio de Janeiro, Rio de Janeiro, Brazil

<sup>5</sup>Also at FACAMP—Faculdades de Campinas, Sao Paulo, Brazil

<sup>6</sup>Also at Universidade Estadual de Campinas, Campinas, Brazil

<sup>7</sup>Also at Federal University of Rio Grande do Sul, Porto Alegre, Brazil

<sup>8</sup>Also at The University of the State of Amazonas, Manaus, Brazil

<sup>9</sup>Also at University of Chinese Academy of Sciences, Beijing, People's Republic of China

<sup>10</sup>Also at China Center of Advanced Science and Technology, Beijing, People's Republic of China

<sup>11</sup>Also at University of Chinese Academy of Sciences, Beijing, People's Republic of China

<sup>12</sup>Now at Henan Normal University, Xinxiang, People's Republic of China

<sup>13</sup>Also at University of Shanghai for Science and Technology, Shanghai, People's Republic of China

<sup>14</sup>Now at The University of Iowa, Iowa City, IA, United States of America

<sup>15</sup>Also at Center for High Energy Physics, Peking University, Beijing, People's Republic of China

<sup>16</sup>Also at Suez University, Suez, Egypt

<sup>17</sup>Now at British University in Egypt, Cairo, Egypt

<sup>18</sup>Also at Cairo University, Cairo, Egypt

<sup>19</sup>Also at Purdue University, West Lafayette, IN, United States of America

<sup>20</sup>Also at Université de Haute Alsace, Mulhouse, France

<sup>21</sup>Also at Istinye University, Istanbul, Turkey

<sup>22</sup>Also at Tbilisi State University, Tbilisi, Georgia

<sup>23</sup>Also at an institute formerly covered by a cooperation agreement with CERN

<sup>24</sup>Also at University of Hamburg, Hamburg, Germany

<sup>25</sup>Also at RWTH Aachen University, III. Physikalisches Institut A, Aachen, Germany

<sup>26</sup>Also at Bergische University Wuppertal (BUW), Wuppertal, Germany

<sup>27</sup>Also at Brandenburg University of Technology, Cottbus, Germany

<sup>28</sup>Also at Forschungszentrum Jülich, Juelich, Germany

<sup>29</sup>Also at CERN European Organization for Nuclear Research, Geneva, Switzerland

<sup>30</sup>Also at HUN-REN ATOMKI—Institute of Nuclear Research, Debrecen, Hungary

<sup>31</sup>Now at Universitatea Babeş-Bolyai—Facultatea de Fizica, Cluj-Napoca, Romania

<sup>32</sup>Also at MTA-ELTE Lendület CMS Particle and Nuclear Physics Group, Eötvös Loránd University, Budapest, Hungary

<sup>33</sup>Also at HUN-REN Wigner Research Centre for Physics, Budapest, Hungary

<sup>34</sup>Also at Physics Department, Faculty of Science, Assiut University, Assiut, Egypt

<sup>35</sup>Also at The University of Kansas, Lawrence, KS, United States of America

<sup>36</sup>Also at Punjab Agricultural University, Ludhiana, India

<sup>37</sup>Also at University of Hyderabad, Hyderabad, India

<sup>38</sup>Also at Indian Institute of Science (IISc), Bangalore, India

<sup>39</sup>Also at University of Visva-Bharati, Santiniketan, India

<sup>40</sup>Also at IIT Bhubaneswar, Bhubaneswar, India

<sup>41</sup>Also at Institute of Physics, Bhubaneswar, India

<sup>42</sup>Also at Deutsches Elektronen-Synchrotron, Hamburg, Germany

<sup>43</sup>Also at Isfahan University of Technology, Isfahan, Iran

<sup>44</sup>Also at Sharif University of Technology, Tehran, Iran

<sup>45</sup>Also at Department of Physics, University of Science and Technology of Mazandaran, Behshahr, Iran

<sup>46</sup>Also at Department of Physics, Faculty of Science, Arak University, ARAK, Iran

<sup>47</sup>Also at Helwan University, Cairo, Egypt

<sup>48</sup>Also at Centro Siciliano di Fisica Nucleare e di Struttura Della Materia, Catania, Italy

<sup>49</sup>Also at Università degli Studi Guglielmo Marconi, Roma, Italy

<sup>50</sup>Also at Scuola Superiore Meridionale, Università di Napoli ‘Federico II’, Napoli, Italy

<sup>51</sup>Also at Fermi National Accelerator Laboratory, Batavia, IL, United States of America

<sup>52</sup>Also at Lulea University of Technology, Lulea, Sweden

<sup>53</sup>Also at Laboratori Nazionali di Legnaro dell’INFN, Legnaro, Italy

<sup>54</sup>Also at Consiglio Nazionale delle Ricerche—Istituto Officina dei Materiali, Perugia, Italy

<sup>55</sup>Also at UPES—University of Petroleum and Energy Studies, Dehradun, India

<sup>56</sup>Also at Institut de Physique des 2 Infinis de Lyon (IP2I), Villeurbanne, France

<sup>57</sup>Also at Department of Applied Physics, Faculty of Science and Technology, Universiti Kebangsaan Malaysia, Bangi, Malaysia

<sup>58</sup>Also at Trincomalee Campus, Eastern University, Sri Lanka, Nilaveli, Sri Lanka

<sup>59</sup>Also at Saegis Campus, Nugegoda, Sri Lanka

<sup>60</sup>Also at National and Kapodistrian University of Athens, Athens, Greece

<sup>61</sup>Also at Ecole Polytechnique Fédérale Lausanne, Lausanne, Switzerland

<sup>62</sup>Also at Universität Zürich, Zurich, Switzerland

<sup>63</sup>Also at Stefan Meyer Institute for Subatomic Physics, Vienna, Austria

<sup>64</sup>Also at Near East University, Research Center of Experimental Health Science, Mersin, Turkey

<sup>65</sup>Also at Konya Technical University, Konya, Turkey

<sup>66</sup>Also at Izmir Bakircay University, Izmir, Turkey

<sup>67</sup>Also at Adiyaman University, Adiyaman, Turkey

<sup>68</sup>Also at Bozok Universitetesi Rektörlüğü, Yozgat, Turkey

<sup>69</sup>Also at Marmara University, Istanbul, Turkey

<sup>70</sup>Also at Milli Savunma University, Istanbul, Turkey

<sup>71</sup>Also at Tubitak, Kavaklıdere, Ankara, Turkey

<sup>72</sup>Also at Kafkas University, Kars, Turkey

<sup>73</sup>Now at Istanbul Okan University, Istanbul, Turkey

<sup>74</sup>Also at Hacettepe University, Ankara, Turkey

<sup>75</sup>Also at Erzincan Binali Yildirim University, Erzincan, Turkey

<sup>76</sup>Also at Istanbul University—Cerrahpasa, Faculty of Engineering, Istanbul, Turkey

<sup>77</sup>Also at Yildiz Technical University, Istanbul, Turkey

<sup>78</sup>Also at School of Physics and Astronomy, University of Southampton, Southampton, United Kingdom

<sup>79</sup>Also at Monash University, Faculty of Science, Clayton, Australia

<sup>80</sup>Also at Bethel University, St. Paul, MN, United States of America

<sup>81</sup>Also at Università di Torino, Torino, Italy

<sup>82</sup>Also at Karamanoğlu Mehmetbey University, Karaman, Turkey

<sup>83</sup>Also at California Lutheran University, Thousand Oaks, CA, United States of America

<sup>84</sup>Also at California Institute of Technology, Pasadena, CA, United States of America

<sup>85</sup>Also at United States Naval Academy, Annapolis, MD, United States of America

<sup>86</sup>Also at Bingol University, Bingol, Turkey

<sup>87</sup>Also at Georgian Technical University, Tbilisi, Georgia

<sup>88</sup>Also at Sinop University, Sinop, Turkey

<sup>89</sup>Also at Erciyes University, Kayseri, Turkey

<sup>90</sup>Also at Horia Hulubei National Institute of Physics and Nuclear Engineering (IFIN-HH), Bucharest, Romania

<sup>91</sup>Now at another institute formerly covered by a cooperation agreement with CERN

<sup>92</sup>Also at Hamad Bin Khalifa University (HBKU), Doha, Qatar

<sup>93</sup>Also at another institute formerly covered by a cooperation agreement with CERN

<sup>94</sup>Also at Yerevan Physics Institute, Yerevan, Armenia

<sup>95</sup>Also at Imperial College, London, United Kingdom

<sup>96</sup>Also at Institute of Nuclear Physics of the Uzbekistan Academy of Sciences, Tashkent, Uzbekistan

## References

- [1] CDF Collaboration 1995 Observation of top quark production in  $p\bar{p}$  collisions with the Collider Detector at Fermilab *Phys. Rev. Lett.* **74** 2626
- [2] D0 Collaboration 1995 Observation of the top quark *Phys. Rev. Lett.* **74** 2632
- [3] Bigi I, Dokshitzer Y, Khoze V, Kühn J and Zerwas P 1986 Production and decay properties of ultra-heavy quarks *Phys. Lett. B* **181** 157
- [4] Bernreuther W 2008 Top-quark physics at the LHC *J. Phys. G: Nucl. Part. Phys.* **35** 083001
- [5] Bernreuther W and Si Z-G 2010 Distributions and correlations for top quark pair production and decay at the Tevatron and LHC *Nucl. Phys. B* **837** 90
- [6] Mahlon G and Parke S 1996 Angular correlations in top quark pair production and decay at hadron colliders *Phys. Rev. D* **53** 4886
- [7] D0 Collaboration 2000 Spin correlation in  $t\bar{t}$  production from  $p\bar{p}$  collisions at  $\sqrt{s} = 1.8$  TeV *Phys. Rev. Lett.* **85** 256
- [8] CDF Collaboration 2011 Measurement of  $t\bar{t}$  spin correlation in  $p\bar{p}$  collisions using the CDF II detector at the Tevatron *Phys. Rev. D* **83** 031104
- [9] ATLAS Collaboration 2012 Observation of spin correlation in  $t\bar{t}$  events from  $pp$  collisions at  $\sqrt{s} = 7$  TeV using the ATLAS detector *Phys. Rev. Lett.* **108** 212001
- [10] CMS Collaboration 2014 Measurements of  $t\bar{t}$  spin correlations and top-quark polarization using dilepton final states in  $pp$  collisions at  $\sqrt{s} = 7$  TeV *Phys. Rev. Lett.* **112** 182001
- [11] ATLAS Collaboration 2020 Measurements of top-quark pair spin correlations in the  $e\mu$  channel at  $\sqrt{s} = 13$  TeV using  $pp$  collisions in the ATLAS detector *Eur. Phys. J. C* **80** 754
- [12] CMS Collaboration 2019 Measurement of the top quark polarization and  $t\bar{t}$  spin correlations using dilepton final

- states in proton-proton collisions at  $\sqrt{s} = 13$  TeV *Phys. Rev. D* **100** 072002
- [13] Fadin V S, Khoze V A and Sjöstrand T 1990 On the threshold behaviour of heavy top production *Z. Phys. C* **48** 613
- [14] Kiyoyama Y, Kühn J H, Moch S, Steinhauser M and Uwer P 2009 Top-quark pair production near threshold at LHC *Eur. Phys. J. C* **60** 375
- [15] Sumino Y and Yokoya H 2010 Bound-state effects on kinematical distributions of top quarks at hadron colliders *J. High Energy Phys.* **JHEP09(2010)034**  
Sumino Y and Yokoya H 2016 *J. High Energy Phys.* **JHEP06(2016)037** (erratum)
- [16] Ju W-L, Wang G, Wang X, Xu X, Xu Y and Yang L L 2020 Top quark pair production near threshold: single/double distributions and mass determination *J. High Energy Phys.* **JHEP06(2020)158**
- [17] Fuks B, Hagiwara K, Ma K and Zheng Y-J 2021 Signatures of toponium formation in LHC run 2 data *Phys. Rev. D* **104** 034023
- [18] Garzelli M V, Limatola G, Moch S-O, Steinhauser M and Zenaiev O 2025 Updated predictions for toponium production at the LHC *Phys. Lett. B* **866** 139532
- [19] Fuks B, Hagiwara K, Ma K and Zheng Y-J 2025 Simulating toponium formation signals at the LHC *Eur. Phys. J. C* **85** 157
- [20] HEPData record for this analysis 2025 (<http://dx.doi.org/10.17182/hepdata.156815>)
- [21] CMS Collaboration 2025 Search for heavy pseudoscalar and scalar bosons decaying to a top quark pair in proton-proton collisions at  $\sqrt{s} = 13$  TeV (arXiv:2507.05119)
- [22] CMS Collaboration 2020 Search for heavy Higgs bosons decaying to a top quark pair in proton-proton collisions at  $\sqrt{s} = 13$  TeV *J. High Energy Phys.* **JHEP04(2020)171**
- [23] ATLAS Collaboration 2017 Search for heavy Higgs bosons A/H decaying to a top quark pair in pp collisions at  $\sqrt{s} = 8$  TeV with the ATLAS detector *Phys. Rev. Lett.* **119** 191803
- [24] ATLAS Collaboration 2024 Search for heavy neutral Higgs bosons decaying into a top quark pair in 140 fb<sup>-1</sup> of proton-proton collision data at  $\sqrt{s} = 13$  TeV with the ATLAS detector *J. High Energy Phys.* **JHEP08(2024)013**
- [25] ATLAS Collaboration 2023 Inclusive and differential cross-sections for dilepton  $t\bar{t}$  production measured in  $\sqrt{s} = 13$  TeV pp collisions with the ATLAS detector *J. High Energy Phys.* **JHEP07(2023)141**
- [26] CMS Collaboration 2020 Measurement of  $t\bar{t}$  normalised multi-differential cross sections in pp collisions at  $\sqrt{s} = 13$  TeV and simultaneous determination of the strong coupling strength, top quark pole mass and parton distribution functions *Eur. Phys. J. C* **80** 658
- [27] ATLAS Collaboration 2024 Observation of quantum entanglement with top quarks at the ATLAS detector *Nature* **633** 542
- [28] CMS Collaboration 2024 Observation of quantum entanglement in top quark pair production in proton-proton collisions at  $\sqrt{s} = 13$  TeV *Rep. Prog. Phys.* **87** 117801
- [29] CMS Collaboration 2008 The CMS experiment at the CERN LHC *J. Instrum.* **3** S08004
- [30] CMS Collaboration 2024 Development of the CMS detector for the CERN LHC Run 3 *J. Instrum.* **19** 05064
- [31] CMS Collaboration 2017 The CMS trigger system *J. Instrum.* **12** 01020
- [32] CMS Collaboration 2020 Performance of the CMS Level-1 trigger in proton-proton collisions at  $\sqrt{s} = 13$  TeV *J. Instrum.* **15** 10017
- [33] CMS Collaboration 2021 Electron and photon reconstruction and identification with the CMS experiment at the CERN LHC *J. Instrum.* **16** 05014
- [34] CMS Collaboration 2018 Performance of the CMS muon detector and muon reconstruction with proton-proton collisions at  $\sqrt{s} = 13$  TeV *J. Instrum.* **13** 06015
- [35] CMS Collaboration 2014 Description and performance of track and primary-vertex reconstruction with the CMS tracker *J. Instrum.* **9** 10009
- [36] CMS Collaboration 2024 Performance of the CMS high-level trigger during LHC Run 2 *J. Instrum.* **19** 11021
- [37] CMS Collaboration 2017 Particle-flow reconstruction and global event description with the CMS detector *J. Instrum.* **12** 10003
- [38] CMS Collaboration 2017 Jet energy scale and resolution in the CMS experiment in pp collisions at 8 TeV *J. Instrum.* **12** 02014
- [39] CMS Collaboration 2019 Performance of missing transverse momentum reconstruction in proton-proton collisions at  $\sqrt{s} = 13$  TeV using the CMS detector *J. Instrum.* **14** 07004
- [40] CMS Collaboration 2020 ECAL 2016 refined calibration and Run 2 summary plots *CMS Detector Performance Note CMS-DP-2020-021* (available at: <https://cds.cern.ch/record/2717925>)
- [41] Cacciari M, Salam G P and Soyez G 2008 The anti- $k_T$  jet clustering algorithm *J. High Energy Phys.* **JHEP04(2008)063**
- [42] Cacciari M, Salam G P and Soyez G 2012 FASTJET user manual *Eur. Phys. J. C* **72** 1896
- [43] CMS Collaboration 2018 Identification of heavy-flavour jets with the CMS detector in pp collisions at 13 TeV *J. Instrum.* **13** 05011
- [44] Bols E, Kieseler J, Verzetti M, Stoye M and Stakia A 2020 Jet flavour classification using DeepJet *J. Instrum.* **15** 12012
- [45] CMS Collaboration 2023 Performance summary of AK4 jet b tagging with data from proton-proton collisions at 13 TeV with the CMS detector *CMS Detector Performance Note CMS-DP-2023-005* (available at: <https://cds.cern.ch/record/2854609>)
- [46] NNPDF Collaboration 2015 Parton distributions for the LHC run II *J. High Energy Phys.* **JHEP04(2015)040**
- [47] Sjöstrand T *et al* 2015 An introduction to PYTHIA8.2 *Comput. Phys. Commun.* **191** 159
- [48] Skands P, Carrazza S and Rojo J 2014 Tuning PYTHIA8.1: the Monash 2013 tune *Eur. Phys. J. C* **74** 3024
- [49] CMS Collaboration 2020 Extraction and validation of a new set of CMS PYTHIA8 tunes from underlying-event measurements *Eur. Phys. J. C* **80** 4
- [50] GEANT4 Collaboration 2003 GEANT4—a simulation toolkit *Nucl. Instrum. Methods Phys. Res. A* **506** 250
- [51] Maltoni F, Severi C, Tentori S and Vryonidou E 2024 Quantum detection of new physics in top-quark pair production at the LHC *J. High Energy Phys.* **JHEP03(2024)099**
- [52] Alwall J *et al* 2014 The automated computation of tree-level and next-to-leading order differential cross sections and their matching to parton shower simulations *J. High Energy Phys.* **JHEP07(2014)079**
- [53] Nason P 2004 A new method for combining NLO QCD with shower Monte Carlo algorithms *J. High Energy Phys.* **JHEP11(2004)040**
- [54] Frixione S, Nason P and Oleari C 2007 Matching NLO QCD computations with parton shower simulations: the POWHEG method *J. High Energy Phys.* **JHEP11(2007)070**
- [55] Alioli S, Nason P, Oleari C and Re E 2010 A general framework for implementing NLO calculations in shower Monte Carlo programs: the POWHEG BOX *J. High Energy Phys.* **JHEP06(2010)043**

- [56] Frixione S, Ridolfi G and Nason P 2007 A positive-weight next-to-leading-order Monte Carlo for heavy flavour hadroproduction *J. High Energy Phys.* **JHEP09(2007)126**
- [57] Gigg M A and Richardson P 2008 Simulation of finite width effects in physics beyond the standard model (arXiv:0805.3037)
- [58] Czakon M and Mitov A 2014 TOP++: a program for the calculation of the top-pair cross-section at hadron colliders *Comput. Phys. Commun.* **185** 2930
- [59] Grazzini M, Kallweit S and Wiesemann M 2018 Fully differential NNLO computations with MATRIX *Eur. Phys. J. C* **78** 537
- [60] Bernreuther W, Fückler M and Si Z G 2006 Mixed QCD and weak corrections to top quark pair production at hadron colliders *Phys. Lett. B* **633** 54  
Bernreuther W, Fückler M and Si Z G 2006 *Phys. Lett. B* **644** 386 (erratum)
- [61] Kühn J H, Scharf A and Uwer P 2006 Electroweak corrections to top-quark pair production in quark-antiquark annihilation *Eur. Phys. J. C* **45** 139
- [62] Bernreuther W, Fückler M and Si Z-G 2006 Weak interaction corrections to hadronic top quark pair production *Phys. Rev. D* **74** 113005
- [63] Kühn J H, Scharf A and Uwer P 2007 Electroweak effects in top-quark pair production at hadron colliders *Eur. Phys. J. C* **51** 37
- [64] Aliev M *et al* 2011 HATHOR: hadronic top and heavy quarks cross section calculator *Comput. Phys. Commun.* **182** 1034
- [65] Kühn J H, Scharf A and Uwer P 2015 Weak interactions in top-quark pair production at hadron colliders: an update *Phys. Rev. D* **91** 014020
- [66] Bellm J *et al* 2016 HERWIG 7.0/HERWIG++ 3.0 release note *Eur. Phys. J. C* **76** 196
- [67] Bähr M *et al* 2008 HERWIG++ physics and manual *Eur. Phys. J. C* **58** 639
- [68] Frederix R and Frixione S 2012 Merging meets matching in MC@NLO *J. High Energy Phys.* **JHEP12(2012)061**
- [69] Ježo T and Nason P 2015 On the treatment of resonances in next-to-leading order calculations matched to a parton shower *J. High Energy Phys.* **JHEP12(2015)065**
- [70] Ježo T *et al* 2016 An NLO+PS generator for  $t\bar{t}$  and Wt production and decay including non-resonant and interference effects *Eur. Phys. J. C* **76** 691
- [71] Ježo T, Lindert J M and Pozzorini S 2023 Resonance-aware NLOPS matching for off-shell  $t\bar{t} + tW$  production with semileptonic decays *J. High Energy Phys.* **JHEP10(2023)008**
- [72] Djouadi A, Ellis J and Quevillon J 2025 Contrasting pseudoscalar Higgs and toponium states at the LHC and beyond *Phys. Lett. B* **866** 139583
- [73] Aguilar-Saavedra J A 2024 Toponium hunter's guide *Phys. Rev. D* **110** 054032
- [74] Re E 2011 Single-top Wt-channel production matched with parton showers using the POWHEG method *Eur. Phys. J. C* **71** 1547
- [75] Alioli S, Nason P, Oleari C and Re E 2009 NLO single-top production matched with shower in POWHEG: s- and t-channel contributions *J. High Energy Phys.* **JHEP09(2009)111**  
Alioli S, Nason P, Oleari C and Re E 2010 *J. High Energy Phys.* **JHEP02(2010)011** (erratum)
- [76] Kant P *et al* 2015 HATHOR for single top-quark production: updated predictions and uncertainty estimates for single top-quark production in hadronic collisions *Comput. Phys. Commun.* **191** 74
- [77] Kidonakis N and Yamanaka N 2021 Higher-order corrections for tW production at high-energy hadron colliders *J. High Energy Phys.* **JHEP05(2021)278**
- [78] Frixione S *et al* 2008 Single-top hadroproduction in association with a W boson *J. High Energy Phys.* **JHEP07(2008)029**
- [79] Monni P F *et al* 2020 MiNNLO<sub>PS</sub>: a new method to match NNLO QCD to parton showers *J. High Energy Phys.* **JHEP05(2020)143**  
Monni P F *et al* 2020 *J. High Energy Phys.* **JHEP02(2022)031** (erratum)
- [80] Monni P F, Re E and Wiesemann M 2020 MiNNLO<sub>PS</sub>: optimizing  $2 \rightarrow 1$  hadronic processes *Eur. Phys. J. C* **80** 1075
- [81] Barberio E and Was Z 1994 PHOTOS—a universal Monte Carlo for QED radiative corrections: version 2.0 *Comput. Phys. Commun.* **79** 291
- [82] Golonka P and Was Z 2006 PHOTOS Monte Carlo: a precision tool for QED corrections in Z and W decays *Eur. Phys. J. C* **45** 97
- [83] CMS Collaboration 2011 Measurement of the  $t\bar{t}$  production cross section and the top quark mass in the dilepton channel in pp collisions at  $\sqrt{s} = 7$  TeV *J. High Energy Phys.* **JHEP07(2011)049**
- [84] Gehrmann T *et al* 2014  $W^+W^-$  production at hadron colliders in next to next to leading order QCD *Phys. Rev. Lett.* **113** 212001
- [85] Campbell J M and Ellis R K 2010 MCFM for the Tevatron and the LHC *Nucl. Phys. B* **205–206** 10
- [86] Navas S *et al* Particle Data Group 2024 Review of particle physics *Phys. Rev. D* **110** 030001
- [87] CMS Collaboration 2015 Measurement of the differential cross section for top quark pair production in pp collisions at  $\sqrt{s} = 8$  TeV *Eur. Phys. J. C* **75** 542
- [88] Sonnenschein L 2006 Analytical solution of  $t\bar{t}$  dilepton equations *Phys. Rev. D* **73** 054015  
Sonnenschein L 2008 *Phys. Rev. D* **78** 079902 (erratum)
- [89] CMS Collaboration 2017 Measurement of double-differential cross sections for top quark pair production in pp collisions at  $\sqrt{s} = 8$  TeV and impact on parton distribution functions *Eur. Phys. J. C* **77** 459
- [90] Korol I 2016 Measurement of double differential  $t\bar{t}$  production cross sections with the CMS detector *PhD Thesis* Universität Hamburg (CERN-THESIS-2016-060, DESY-THESIS-2016-011)
- [91] Bernreuther W, Brandenburg A, Si Z G and Uwer P 2004 Top quark pair production and decay at hadron colliders *Nucl. Phys. B* **690** 81
- [92] Bernreuther W, Heisler D and Si Z-G 2015 A set of top quark spin correlation and polarization observables for the LHC: standard model predictions and new physics contributions *J. High Energy Phys.* **JHEP12(2015)026**
- [93] Aguilar-Saavedra J A and Casas J A 2022 Improved tests of entanglement and Bell inequalities with LHC tops *Eur. Phys. J. C* **82** 666
- [94] Junk T 1999 Confidence level computation for combining searches with small statistics *Nucl. Instrum. Methods Phys. Res. A* **434** 435
- [95] Read A L 2002 Presentation of search results: the  $CL_s$  technique *J. Phys. G: Nucl. Part. Phys.* **28** 2693
- [96] Cowan G, Cranmer K, Gross E and Vitells O 2011 Asymptotic formulae for likelihood-based tests of new physics *Eur. Phys. J. C* **71** 1554  
Cowan G, Cranmer K, Gross E and Vitells O 2013 *Eur. Phys. J. C* **73** 2501 (erratum)
- [97] ATLAS and CMS Collaborations, and LHC Higgs Combination Group 2011 Procedure for the LHC Higgs boson search combination in Summer *Technical Report* CMS-NOTE-2011-005, ATL-PHYS-PUB-2011-11 CERN, Geneva, Switzerland (available at: <https://cds.cern.ch/record/1379837>)

- [98] CMS Collaboration 2024 The CMS statistical analysis and combination tool: COMBINE *Comput. Softw. Big Sci.* **8** 19
- [99] CMS Collaboration 2021 Precision luminosity measurement in proton-proton collisions at  $\sqrt{s} = 13$  TeV in 2015 and 2016 at CMS *Eur. Phys. J. C* **81** 800
- [100] CMS Collaboration 2018 CMS luminosity measurement for the 2017 data-taking period at  $\sqrt{s} = 13$  TeV *CMS Physics Analysis Summary* CMS-PAS-LUM-17-004 (available at: <https://cds.cern.ch/record/2621960>)
- [101] CMS Collaboration 2019 CMS luminosity measurement for the 2018 data-taking period at  $\sqrt{s} = 13$  TeV *CMS Physics Analysis Summary* CMS-PAS-LUM-18-002 (available at: <https://cds.cern.ch/record/2676164>)
- [102] CMS Collaboration 2019 Combined measurements of Higgs boson couplings in proton-proton collisions at  $\sqrt{s} = 13$  TeV *Eur. Phys. J. C* **79** 421
- [103] CMS Collaboration 2016 Measurement of the top quark mass using proton-proton data at  $\sqrt{s} = 7$  and 8 TeV *Phys. Rev. D* **93** 072004
- [104] Butterworth *J et al* 2016 PDF4LHC recommendations for LHC Run 2 *J. Phys. G: Nucl. Part. Phys.* **43** 023001
- [105] Christiansen J R and Skands P Z 2015 String formation beyond leading colour *J. High Energy Phys.* **JHEP08(2015)003**
- [106] CMS Collaboration 2023 CMS PYTHIA8 colour reconnection tunes based on underlying-event data *Eur. Phys. J. C* **83** 587
- [107] CMS Collaboration 2016 Investigations of the impact of the parton shower tuning in PYTHIA8 in the modelling of  $t\bar{t}$  at  $\sqrt{s} = 8$  and 13 TeV *CMS Physics Analysis Summary* CMS-PAS-TOP-16-021 (available at: <https://cds.cern.ch/record/2235192>)
- [108] ATLAS Collaboration 2017 Measurement of the inclusive cross-sections of single top-quark and top-antiquark  $t$ -channel production in pp collisions at  $\sqrt{s} = 13$  TeV with the ATLAS detector *J. High Energy Phys.* **JHEP04(2017)086**
- [109] CMS Collaboration 2020 Measurement of the single top quark and antiquark production cross sections in the  $t$  channel and their ratio in proton-proton collisions at  $\sqrt{s} = 13$  TeV *Phys. Lett. B* **800** 135042
- [110] CMS Collaboration 2018 Measurement of the production cross section for single top quarks in association with W bosons in proton-proton collisions at  $\sqrt{s} = 13$  TeV *J. High Energy Phys.* **JHEP10(2018)117**
- [111] CMS Collaboration 2018 Measurement of the cross section for top quark pair production in association with a W or Z boson in proton-proton collisions at  $\sqrt{s} = 13$  TeV *J. High Energy Phys.* **JHEP08(2018)011**
- [112] ATLAS Collaboration 2019 Measurement of the  $t\bar{t}Z$  and  $t\bar{t}W$  cross sections in proton-proton collisions at  $\sqrt{s} = 13$  TeV with the ATLAS detector *Phys. Rev. D* **99** 072009
- [113] ATLAS Collaboration 2017 Measurements of top-quark pair to Z-boson cross-section ratios at  $\sqrt{s} = 13, 8, 7$  TeV with the ATLAS detector *J. High Energy Phys.* **JHEP02(2017)117**