

Studies of $B_{s2}^*(5840)^0$ and $B_{s1}(5830)^0$ mesons including the observation of the $B_{s2}^*(5840)^0 \rightarrow B^0 K_S^0$ decay in proton-proton collisions at $\sqrt{s} = 8$ TeV

CMS Collaboration*

CERN, 1211 Geneva 23, Switzerland

Received: 10 September 2018 / Accepted: 29 October 2018
 © CERN for the benefit of the CMS collaboration 2018

Abstract Measurements of $B_{s2}^*(5840)^0$ and $B_{s1}(5830)^0$ mesons are performed using a data sample of proton-proton collisions corresponding to an integrated luminosity of 19.6 fb^{-1} , collected with the CMS detector at the LHC at a centre-of-mass energy of 8 TeV. The analysis studies P -wave B_s^0 meson decays into $B^{(*)+}K^-$ and $B^{(*)0}K_S^0$, where the B^+ and B^0 mesons are identified using the decays $B^+ \rightarrow J/\psi K^+$ and $B^0 \rightarrow J/\psi K^*(892)^0$. The masses of the P -wave B_s^0 meson states are measured and the natural width of the $B_{s2}^*(5840)^0$ state is determined. The first measurement of the mass difference between the charged and neutral B^* mesons is also presented. The $B_{s2}^*(5840)^0$ decay to $B^0 K_S^0$ is observed, together with a measurement of its branching fraction relative to the $B_{s2}^*(5840)^0 \rightarrow B^+ K^-$ decay.

1 Introduction

The P -wave B_s^0 states are the bound states of b and s quarks with an orbital angular momentum $L = 1$. Since the b quark is considerably heavier than the strange quark, heavy-quark effective theory (HQET) [1, 2] can be applied to describe this system. In the HQET framework, the state can be described by L and the spin of the light quark, providing a total angular momentum of the light subsystem $j = L \pm \frac{1}{2}$. In the case of $L = 1$, this results in $j = \frac{1}{2}$ or $j = \frac{3}{2}$. Including the additional splitting from the spin of the heavy b quark results in a total angular momentum $J = j \pm \frac{1}{2}$, yielding two doublets, with the four states denoted as: B_{s0}^* ($j = \frac{1}{2}$, $J^P = 0^+$), B_{s1}^* ($j = \frac{1}{2}$, $J^P = 1^+$), B_{s1} ($j = \frac{3}{2}$, $J^P = 1^+$), and B_{s2}^* ($j = \frac{3}{2}$, $J^P = 2^+$). The two former states have not been observed to date, while the latter two are known as the $B_{s1}(5830)^0$ and $B_{s2}^*(5840)^0$ mesons, respectively. For simplicity in this paper, shortened symbols are used to denote

the following particles: $K^{*0} \equiv K^*(892)^0$, $B_1 \equiv B_1(5721)^0$, $B_2^* \equiv B_2^*(5747)^0$, $B_{s1} \equiv B_{s1}(5830)^0$, $B_{s2}^* \equiv B_{s2}^*(5840)^0$, and $B_{s1,2}^{(*)}$ refers to either B_{s1} or B_{s2}^* . Charge-conjugate states are implied throughout the paper. According to HQET, the decays $B_{s2}^* \rightarrow B^+ K^-$, $B_{s2}^* \rightarrow B^{*+} K^-$, and $B_{s1} \rightarrow B^{*+} K^-$ are allowed and should proceed through a D -wave transition, while the decay $B_{s1} \rightarrow B^+ K^-$ is forbidden. Similar conclusions apply to the decays into $B^{(*)0} K_S^0$.

Orbitally excited states of the B_s^0 meson were observed by the CDF and D0 Collaborations via the decays into $B^{(*)+} K^-$ [3, 4]. More recently, the LHCb Collaboration presented a more precise study of these states and observed the decay $B_{s2}^*(5840)^0 \rightarrow B^{*+} K^-$ [5], favouring the spin-parity assignment $J^P = 2^+$ for the $B_{s2}^*(5840)^0$ state. The CDF Collaboration subsequently presented a study of excited B meson states [6] that included measurements of the $B_{s1,2}^{(*)} \rightarrow B^{(*)+} K^-$ decays. Table 1 summarizes all the available experimental $B_{s1,2}^{(*)}$ results.

In this paper, the first observation of the $B_{s2}^* \rightarrow B^0 K_S^0$ decay and a measurement of its branching fraction relative to that of the $B_{s2}^* \rightarrow B^+ K^-$ decay are presented. The B^+ and B^0 candidates are reconstructed using the $B^+ \rightarrow J/\psi(\mu^+ \mu^-) K^+$ and $B^0 \rightarrow J/\psi(\mu^+ \mu^-) K^{*0}(K^+ \pi^-)$ decays, respectively. Measurements of several ratios of branching fractions and ratios of production cross sections times branching fractions are determined using the formulae:

$$R_2^{0\pm} = \frac{\mathcal{B}(B_{s2}^* \rightarrow B^0 K_S^0)}{\mathcal{B}(B_{s2}^* \rightarrow B^+ K^-)} = \frac{N(B_{s2}^* \rightarrow B^0 K_S^0)}{N(B_{s2}^* \rightarrow B^+ K^-)} \frac{\epsilon(B_{s2}^* \rightarrow B^+ K^-)}{\epsilon(B_{s2}^* \rightarrow B^0 K_S^0)} \times \frac{\mathcal{B}(B^+ \rightarrow J/\psi K^+)}{\mathcal{B}(B^0 \rightarrow J/\psi K^{*0}) \mathcal{B}(K^{*0} \rightarrow K^+ \pi^-) \mathcal{B}(K_S^0 \rightarrow \pi^+ \pi^-)}, \quad (1)$$

$$R_1^{0\pm} = \frac{\mathcal{B}(B_{s1} \rightarrow B^{*0} K_S^0)}{\mathcal{B}(B_{s1} \rightarrow B^{*+} K^-)}$$

* e-mail: cms-publication-committee-chair@cern.ch

Table 1 Results on the masses, mass differences, and natural widths of the $B_{s1,2}^{(*)}$ mesons from previous measurements. The mass differences are defined as $\Delta M_{B_{s1}}^{\pm} \equiv M(B_{s1}) - M_{B^{*+}}^{PDG} - M_{K^{-}}^{PDG}$ and $\Delta M_{B_{s2}}^{\pm} \equiv$

$M(B_{s2}^{*}) - M_{B^{*+}}^{PDG} - M_{K^{-}}^{PDG}$, where the PDG superscript refers to the world-average mass values at the time of each publication

	CDF [3]	D0 [4]	LHCb [5]	CDF [6]
$M(B_{s2}^{*})$ [MeV]	5839.6 ± 0.7	5839.6 ± 1.3	5839.99 ± 0.21	5839.7 ± 0.2
$M(B_{s1})$ [MeV]	5829.4 ± 0.7	–	5828.40 ± 0.41	5828.3 ± 0.5
$\Delta M_{B_{s1}}^{\pm}$ [MeV]	10.73 ± 0.25	11.5 ± 1.4	10.46 ± 0.06	10.35 ± 0.19
$\Delta M_{B_{s2}}^{\pm}$ [MeV]	66.96 ± 0.41	66.7 ± 1.1	67.06 ± 0.12	66.73 ± 0.19
$\Gamma(B_{s2}^{*})$ [MeV]	–	–	1.56 ± 0.49	1.4 ± 0.4
$\Gamma(B_{s1})$ [MeV]	–	–	–	0.5 ± 0.4

$$= \frac{N(B_{s1} \rightarrow B^{*0}K_S^0)}{N(B_{s1} \rightarrow B^{*+}K^{-})} \frac{\epsilon(B_{s1} \rightarrow B^{*+}K^{-})}{\epsilon(B_{s1} \rightarrow B^{*0}K_S^0)} \times \frac{\mathcal{B}(B^+ \rightarrow J/\psi K^+)}{\mathcal{B}(B^0 \rightarrow J/\psi K^{*0})\mathcal{B}(K^{*0} \rightarrow K^+\pi^-)\mathcal{B}(K_S^0 \rightarrow \pi^+\pi^-)}, \tag{2}$$

$$R_{2^*}^{\pm} = \frac{\mathcal{B}(B_{s2}^{*} \rightarrow B^{*+}K^{-})}{\mathcal{B}(B_{s2}^{*} \rightarrow B^+K^{-})} = \frac{N(B_{s2}^{*} \rightarrow B^{*+}K^{-})}{N(B_{s2}^{*} \rightarrow B^+K^{-})} \frac{\epsilon(B_{s2}^{*} \rightarrow B^+K^{-})}{\epsilon(B_{s2}^{*} \rightarrow B^{*+}K^{-})}, \tag{3}$$

$$R_{2^*}^0 = \frac{\mathcal{B}(B_{s2}^{*} \rightarrow B^{*0}K_S^0)}{\mathcal{B}(B_{s2}^{*} \rightarrow B^0K_S^0)} = \frac{N(B_{s2}^{*} \rightarrow B^{*0}K_S^0)}{N(B_{s2}^{*} \rightarrow B^0K_S^0)} \frac{\epsilon(B_{s2}^{*} \rightarrow B^0K_S^0)}{\epsilon(B_{s2}^{*} \rightarrow B^{*0}K_S^0)}, \tag{4}$$

$$R_{\sigma}^{\pm} = \frac{\sigma(pp \rightarrow B_{s1}X)\mathcal{B}(B_{s1} \rightarrow B^{*+}K^{-})}{\sigma(pp \rightarrow B_{s2}^*X)\mathcal{B}(B_{s2}^* \rightarrow B^+K^{-})} = \frac{N(B_{s1} \rightarrow B^{*+}K^{-})}{N(B_{s2}^* \rightarrow B^+K^{-})} \frac{\epsilon(B_{s2}^* \rightarrow B^+K^{-})}{\epsilon(B_{s1} \rightarrow B^{*+}K^{-})}, \tag{5}$$

$$R_{\sigma}^0 = \frac{\sigma(pp \rightarrow B_{s1}X)\mathcal{B}(B_{s1} \rightarrow B^{*0}K_S^0)}{\sigma(pp \rightarrow B_{s2}^*X)\mathcal{B}(B_{s2}^* \rightarrow B^0K_S^0)} = \frac{N(B_{s1} \rightarrow B^{*0}K_S^0)}{N(B_{s2}^* \rightarrow B^0K_S^0)} \frac{\epsilon(B_{s2}^* \rightarrow B^0K_S^0)}{\epsilon(B_{s1} \rightarrow B^{*0}K_S^0)}, \tag{6}$$

where X stands for an inclusive reaction, and $N(A \rightarrow BC)$ and $\epsilon(A \rightarrow BC)$ correspond to the number of $A \rightarrow BC$ decays observed in data and the total efficiency for the $A \rightarrow BC$ decay, respectively. The branching fractions of the decays $B^{*+} \rightarrow B^+\gamma$ and $B^{*0} \rightarrow B^0\gamma$ are assumed to be 100%. Additionally, the mass differences in the studied decays and the natural width of the $B_{s2}^{*}(5840)^0$ state are measured, as well as the mass differences $M_{B^0} - M_{B^+}$ and $M_{B^{*0}} - M_{B^{*+}}$. The data sample corresponds to an integrated luminosity of 19.6 fb^{-1} of proton-proton collisions at $\sqrt{s} = 8 \text{ TeV}$, collected by the CMS experiment [7] at the CERN LHC in 2012.

2 The CMS detector

The central feature of the CMS apparatus is a superconducting solenoid of 6 m internal diameter, providing a magnetic

field of 3.8 T. Within the solenoid volume are a silicon pixel and strip tracker, a lead tungstate crystal electromagnetic calorimeter, and a brass and scintillator hadron calorimeter, each composed of a barrel and two endcap sections. Muons are detected in the pseudorapidity range $|\eta| < 2.4$ in gas-ionization chambers embedded in the steel flux-return yoke outside the solenoid. The main subdetectors used for the present analysis are the silicon tracker and the muon detection system. The silicon tracker measures charged particles within the range $|\eta| < 2.5$. For nonisolated particles with transverse momentum $1 < p_T < 10 \text{ GeV}$ and $|\eta| < 1.4$, the track resolutions are typically 1.5% in p_T and 25–90 (45–150) μm in the transverse (longitudinal) impact parameter [8]. Matching muons to tracks measured in the silicon tracker results in a relative p_T resolution for muons with $p_T < 10 \text{ GeV}$ of 0.8–3.0% depending on $|\eta|$ [9]. A more detailed description of the CMS detector, together with a definition of the coordinate system used and the relevant kinematic variables, can be found in Ref. [7].

Events of interest are selected using a two-tiered trigger system [10]. The first level, composed of custom hardware processors, uses information from the calorimeters and muon detectors to select events at a rate of around 100 kHz within a time interval of less than 4 μs . The second level, known as the high-level trigger (HLT), consists of a farm of processors running a version of the full event reconstruction software optimized for fast processing, and reduces the event rate to around 1 kHz before data storage.

3 Event reconstruction and selection

The data sample is collected with an HLT algorithm designed to select events with two muons consistent with originating from a charmonium resonance decaying at a significant distance from the beam axis. The requirements imposed at the trigger level include $p_T(\mu^{\pm}) > 3.5 \text{ GeV}$, $|\eta(\mu^{\pm})| < 2.2$, $p_T(\mu^+\mu^-) > 6.9 \text{ GeV}$, dimuon vertex χ^2 fit probability $P_{\text{vtx}}(\mu^+\mu^-) > 10\%$, dimuon invariant mass $1.0 < M(\mu^+\mu^-) < 4.8 \text{ GeV}$, distance between the

beam axis and the reconstructed dimuon vertex position in the transverse plane $L_{xy}(\mu^+\mu^-) > 3\sigma_{L_{xy}(\mu^+\mu^-)}$, where $\sigma_{L_{xy}(\mu^+\mu^-)}$ is the uncertainty in $L_{xy}(\mu^+\mu^-)$, and the cosine of the dimuon candidate pointing angle to the beam axis $\cos(\vec{L}_{xy}(\mu^+\mu^-), \vec{p}_T(\mu^+\mu^-)) > 0.9$. The pointing angle is the angle between the $\mu^+\mu^-$ candidate momentum in the transverse (x - y) plane and the vector from the beam axis position to the reconstructed dimuon vertex in the transverse plane.

The reconstruction and selection of the B meson candidates are similar to those described in Ref. [11]. The analysis requires two muons of opposite charge that must match those that triggered the event readout. The trigger requirements are confirmed and the J/ψ candidates are selected by tightening the dimuon mass region to $[3.04, 3.15]$ GeV.

The $B^+ \rightarrow J/\psi K^+$ candidates are constructed by combining the selected J/ψ candidates with a track having $p_T > 1$ GeV to which the kaon mass is assigned. The muon candidates must also satisfy the soft-muon identification criteria described in Ref. [9], and the kaon candidates must pass the high-purity track requirements detailed in Ref. [8]. A kinematic fit to the three tracks is performed that constrains the dimuon invariant mass to the world-average J/ψ mass [12]. From all the reconstructed pp collision vertices in an event, the primary vertex (PV) is chosen as the one with the smallest B^+ pointing angle. This pointing angle is the angle between the B^+ candidate momentum and the vector from the PV to the reconstructed B^+ candidate vertex. Furthermore, in this procedure, if any of the three tracks used in the B^+ candidate reconstruction are included in the fit of the chosen PV, they are removed, and the PV is refitted. The B^+ candidates are required to have $p_T(B^+) > 10$ GeV, $P_{\text{vtx}}(B^+) > 1\%$, $L_{xy}(B^+) > 5\sigma_{L_{xy}(B^+)}$, and $\cos(\vec{L}_{xy}(B^+), \vec{p}_T(B^+)) > 0.99$. The invariant mass distribution of the $B^+ \rightarrow J/\psi K^+$ candidates is shown in Fig. 1a. An unbinned extended maximum-likelihood fit is performed to this distribution using a triple-Gaussian function with common mean for the signal, an exponential function for the combinatorial background, and a fixed-shape function, derived from simulation, accounting for the Cabibbo-suppressed $B^+ \rightarrow J/\psi \pi^+$ decay. The parameters of the signal and the combinatorial background contributions, as well as the yields of the different components, are free in the fit. The effective resolution of the signal function ($\sigma_{M_{B^+}}$) found from simulation of about 24 MeV is consistent with the resolution measured in data. The invariant mass $M(B^+)$ returned by the vertex fit is required to lie in the range $[5.23, 5.33]$ GeV, corresponding to a $\pm 2\sigma_{M_{B^+}}$ window around the B^+ mass.

The selected B^+ candidates are combined with each track originating from the chosen PV with the charged kaon mass assigned to it. The track charge must be opposite to that of the reconstructed B^+ meson candidate (in the following, this track is referred to as K^-). The kaon candidate is required

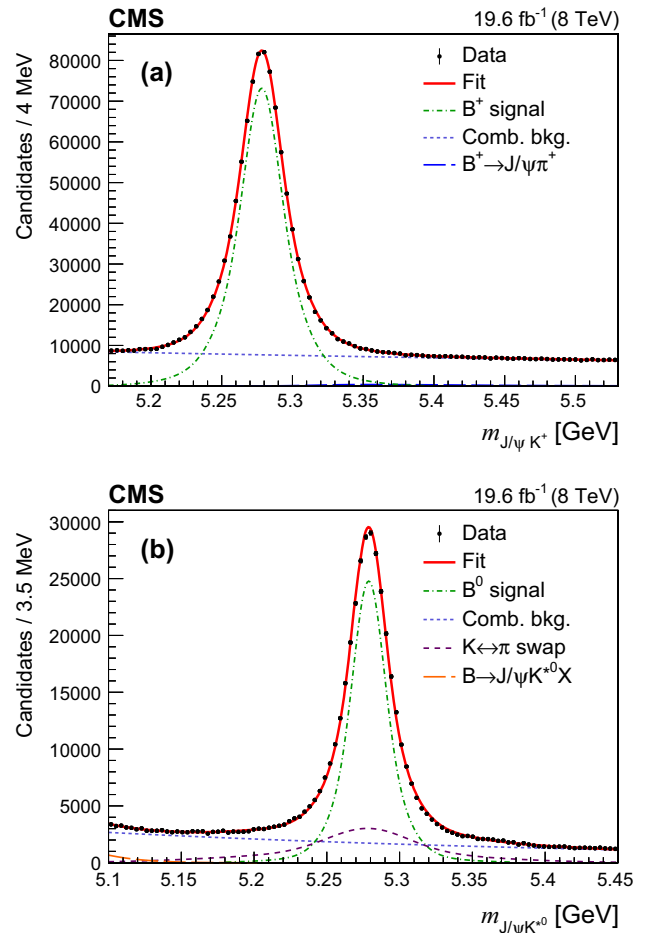


Fig. 1 Invariant mass distributions of **a** $J/\psi K^+$ and **b** $J/\psi K^{*0}$ candidates in data with the fit results superimposed. The points represent the data, with the vertical bars giving the corresponding statistical uncertainties. The thick curves are results of the fits, the dash-dotted lines display the signal contributions, and the short-dashed lines show the combinatorial background contributions. The long-dashed line shows in **a** the contribution from the $B^+ \rightarrow J/\psi \pi^+$ decay, and in **b** the contribution from partially reconstructed $B \rightarrow J/\psi K^{*0} X$ decays. The dashed line in **b** displays the contribution from swapping $K^\pm \rightarrow \pi^\pm$ in the reconstruction

to fulfill the standard high-purity track requirements [8] and have $p_T(K^-) > 1$ GeV.

The reconstruction of $B^0 \rightarrow J/\psi(\mu^+\mu^-)K^{*0}(K^+\pi^-)$ candidates is similar to the one used for the charged decay mode. The dimuon combinations forming J/ψ candidates are obtained using the same algorithm. The B^0 candidates are constructed from the selected J/ψ candidates and two tracks of opposite charge, assumed to be from a kaon and a pion. The tracks are required to satisfy standard high-purity track requirements [8] and have $p_T > 1$ GeV. Those kaon and pion candidates that can be matched to a signal in the muon chambers are rejected.

The B^0 candidates are obtained by performing a kinematic vertex fit to the four tracks described above that constrains

the dimuon invariant mass to that of the J/ψ meson [12]. The candidates are required to have $L_{xy}(B^0) > 5\sigma_{L_{xy}(B^0)}$, $P_{\text{vtx}}(\mu^+\mu^-\text{K}^+\pi^-) > 1\%$, $\cos(\vec{L}_{xy}(B^0), \vec{p}_T(B^0)) > 0.99$, and $p_T(B^0) > 10\text{ GeV}$. To reject the contribution from $B_s^0 \rightarrow J/\psi\phi$ decay, the invariant mass of the two hadron tracks, if both are assigned the kaon mass, is required to be above 1.035 GeV. We demand that the $\text{K}^+\pi^-$ invariant mass is within 90 MeV of the K^{*0} mass [12]. If both the $\text{K}^+\pi^-$ and $\text{K}^-\pi^+$ hypotheses pass this selection, then the $\text{K}^+\pi^-$ invariant mass must be closer to the K^{*0} mass than the $\text{K}^-\pi^+$ invariant mass. The invariant mass distribution of the selected $B^0 \rightarrow J/\psi\text{K}^+\pi^-$ candidates is shown in Fig. 1b. It is fitted with a sum of a triple-Gaussian function with a common mean for the signal, a double-Gaussian function accounting for the $\text{K}^\pm \rightarrow \pi^\pm$ swapped (KPS) component, where the second Gaussian is asymmetric, and an exponential function for the combinatorial background. An additional Gaussian function is included to account for the partially reconstructed $B \rightarrow J/\psi\text{K}^{*0}\text{X}$ background near the left edge of the fit region. The resolution parameters of the signal function and the parameters of the KPS are fixed to the values obtained in simulation; the other parameters are free in the fit. The effective resolution of the signal function ($\sigma_{M_{B^0}}$) found from the simulation is about 19 MeV. The B^0 candidate returned by the vertex fit is required to have an invariant mass in the range 5.245 to 5.313 GeV, corresponding to approximately $\pm 2\sigma_{M_{B^0}}$ around the known B^0 mass [12]. The fit results are used to extract the fraction of the KPS with respect to the signal yield in the B^0 signal region of $(18.9 \pm 0.3)\%$, where the uncertainty is statistical only.

The selected B^0 candidates are combined with K_S^0 candidates that are formed from detached two-prong vertices, assuming the decay $\text{K}_S^0 \rightarrow \pi^+\pi^-$, as described in Ref. [13]. The two-pion invariant mass is required to be within $\pm 20\text{ MeV}$ of the K_S^0 mass [12], which corresponds approximately to 4 times the $\pi^+\pi^-$ mass resolution. The two pion tracks are refitted with their invariant mass constrained to the known K_S^0 mass, and the obtained K_S^0 candidate is required to satisfy $P_{\text{vtx}}(\text{K}_S^0) > 1\%$ and $\cos(\vec{L}_{xy}(\text{K}_S^0), \vec{p}_T(\text{K}_S^0)) > 0.999$. Multiple candidates from the same event are not removed.

Simulated events that are used to obtain relative efficiencies and invariant mass resolutions are produced with PYTHIA v6.424 [14]. The b hadron decays are modelled with EVTGEN 1.3.0 [15]. Final-state photon radiation is included in EVTGEN using PHOTOS [16, 17]. The events are then passed through a detailed GEANT4-based simulation [18] of the CMS detector with the same trigger and reconstruction algorithms as used for the data. The simulation includes effects from multiple pp interactions in the same or nearby beam crossings (pileup) with the same multiplicity distribution as observed in data. Matching of the reconstructed candidates to the generated particles is obtained by requiring $\Delta R = \sqrt{(\Delta\eta)^2 + (\Delta\phi)^2}$

to be < 0.015 for π^\pm and K^\pm , < 0.004 for muons, and < 0.020 for K_S^0 , where $\Delta\eta$ and $\Delta\phi$ are the differences in pseudorapidity and azimuthal angle (in radians), respectively, between the three-momenta of the reconstructed and generated particles.

4 Fits to the BK invariant mass distributions

For every invariant mass distribution fit discussed in this section, the functional models for the signal and the combinatorial background components are chosen such that a good description of the binned distribution is obtained. The description quality is verified using the difference between the data and fit result, divided by the statistical uncertainty in the data and also with χ^2 tests.

4.1 $B^+\text{K}^-$ invariant mass

To improve the $B^+\text{K}^-$ invariant mass resolution, the variable $m_{B^+\text{K}^-}$ is computed as

$$m_{B^+\text{K}^-} = M(B^+\text{K}^-) - M(B^+) + M_{B^+}^{\text{PDG}},$$

where $M(B^+\text{K}^-)$ is the invariant mass of the reconstructed $B^+\text{K}^-$ combination, $M(B^+)$ is the reconstructed B^+ mass, and $M_{B^+}^{\text{PDG}}$ is the world-average B^+ meson mass [12].

The decays of excited B^0 mesons $B_1 \rightarrow B^{*+}\pi^-$, $B_2^* \rightarrow B^+\pi^-$, and $B_2^* \rightarrow B^{*+}\pi^-$ contribute to the obtained $B^+\text{K}^-$ mass distribution, as seen from the two-dimensional distribution in Fig. 2a. It is important to take into account these background contributions in the fits to the $m_{B^+\text{K}^-}$ distribution. Simulated samples of these decays are reconstructed in the same way as the collision events to obtain the corresponding reflection shapes in the $m_{B^+\text{K}^-}$ distribution. In order to measure the yields of these reflections, the $B^+\pi^-$ invariant mass, $m_{B^+\pi^-}$, is computed the same way as $m_{B^+\text{K}^-}$. Fits are performed on the $m_{B^+\pi^-}$ distribution observed in data, using the same data set, with a pion mass assigned to the track instead of a kaon mass. Then the obtained yields of these contributions are used in the fits to the $m_{B^+\text{K}^-}$ distribution.

The measured $m_{B^+\pi^-}$ distribution is presented in Fig. 2b. Clear enhancements are seen around 5.65–5.75 GeV, corresponding to the decays of excited B^0 mesons. An unbinned extended maximum-likelihood fit is performed to this distribution. The three signal functions accounting for the $B_2^* \rightarrow B^+\pi^-$, $B_2^* \rightarrow B^{*+}\pi^-$, and $B_1 \rightarrow B^{*+}\pi^-$ decays are D -wave relativistic Breit–Wigner (RBW) functions, convolved with a double-Gaussian resolution function, with parameters fixed according to the simulation (the typical effective resolution is about 5.5 MeV, significantly below the natural widths of the states). As verified in simulations, the signal shapes of $B_2^* \rightarrow B^{*+}\pi^-$ and $B_1 \rightarrow B^{*+}\pi^-$ decays (where the photon from the B^{*+} decay is lost and only the $B^+\pi^-$

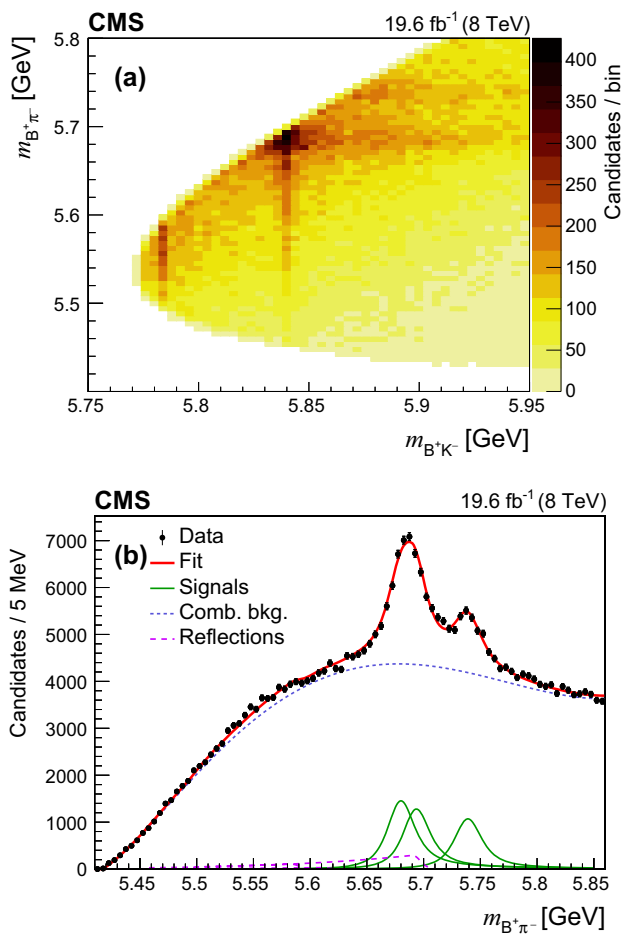


Fig. 2 **a** Two-dimensional distribution of $m_{B^+K^-}$ versus $m_{B^+\pi^-}$ in data. **b** The fitted $B^+\pi^-$ invariant mass distribution. The points represent the data, the thick solid curve is the fit projection, the thin lines indicate the three excited B^0 signal contributions, the short-dashed curve is the combinatorial background, and the long-dashed lines show the contributions from the excited B_s^0 decays

mass is reconstructed) are simply shifted by the mass difference $M_{B^{*+}}^{\text{PDG}} - M_{B^+}^{\text{PDG}} = 45.34 \pm 0.23$ MeV [12]. The combinatorial background is parametrized by the function $(x-x_0)^\alpha P_n(x)$, where $x \equiv m_{B^+\pi^-}$, x_0 is the threshold value, α is a free parameter, and P_n is a polynomial of degree n , with $n = 3$. Additional, relatively small contributions come from the excited B_s^0 decays. They are included in the fit with free normalizations and fixed shapes, obtained from the simulation.

In the nominal fit, the masses and natural widths of the excited B^0 mesons are fixed to their world-average values [12]. The fit region is not extended to values above 5865 MeV to avoid having to model the $B(5970)$ contribution [6]. The fitted event yields are about 8500, 10500, and 12000 for the $B_2^* \rightarrow B^+\pi^-$, $B_2^* \rightarrow B^{*+}\pi^-$, and $B_1 \rightarrow B^{*+}\pi^-$ signals, respectively.

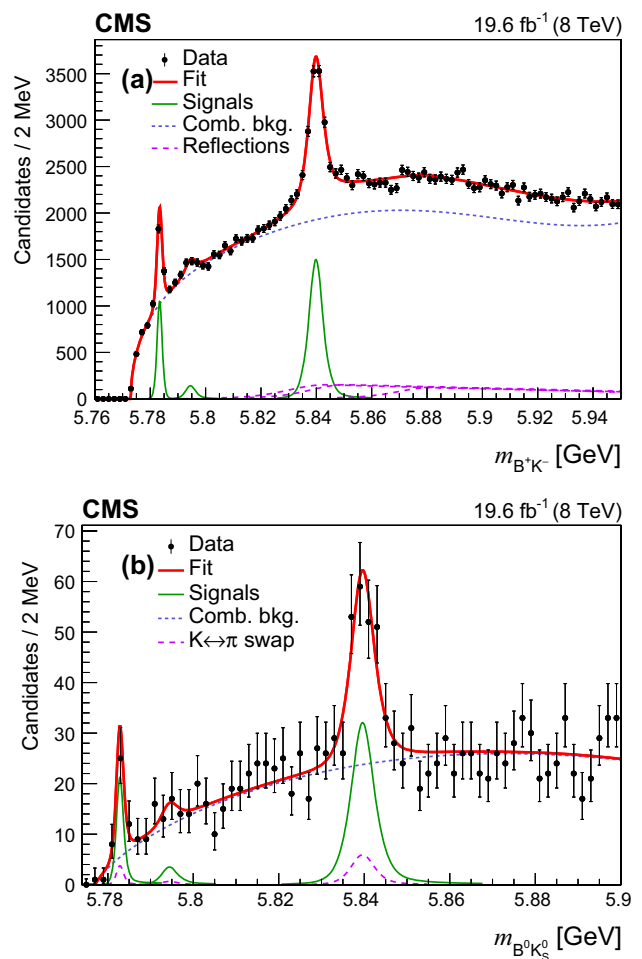


Fig. 3 Invariant mass distributions of **a** B^+K^- and **b** $B^0K_s^0$ candidates with the results of the fit overlaid. The points represent the data, the thick solid curves are the results of the overall fits, and the thin solid lines display the signal contributions. The short-dashed lines show the combinatorial background contributions. The long-dashed lines show: in **a** the contributions from excited B^0 meson decays, and in **b** the contributions from swapping $K^\pm \rightarrow \pi^\pm$ in the reconstruction of the B^0 mesons

Figure 3a shows the measured $m_{B^+K^-}$ distribution. The three peaks from lower to higher mass correspond to the decays $B_{s1} \rightarrow B^{*+}K^-$, $B_{s2}^* \rightarrow B^{*+}K^-$, and $B_{s2}^* \rightarrow B^+K^-$. An unbinned extended maximum-likelihood fit is performed to this distribution using the sum of three signal functions, a background function, and the three reflections from the excited B^0 decays. The signals are described with D -wave RBW functions convolved with double-Gaussian resolution functions obtained from the simulation (the effective resolutions are about 1–2 MeV). The natural widths of the $B_{s1,2}^{(*)}$ states and their masses are free parameters in the fit. The nonresonant background is modelled by $(x-x_0)^\alpha P_n(x)$, where $x \equiv m_{B^+K^-}$, x_0 is the threshold value, and the nominal fit uses $n = 6$. The reflections correspond to the contributions of excited B^0 meson decays into a $B^{(*)+}$ meson and

Table 2 The observed signal yields (N), natural widths (Γ), and mass differences from the fits to the m_{BK} distributions in data. The uncertainties are statistical only

	B^+K^-	$B^0K_S^0$
$N(B_{s2}^* \rightarrow BK)$	5424 ± 269	128 ± 22
$N(B_{s2}^* \rightarrow B^*K)$	455 ± 119	12 ± 11
$N(B_{s1} \rightarrow B^*K)$	1329 ± 83	34.5 ± 8.3
$\Gamma(B_{s2}^*)$ [MeV]	1.52 ± 0.34	2.1 ± 1.3
$\Gamma(B_{s1})$ [MeV]	0.10 ± 0.15	0.4 ± 0.4
$M(B_{s2}^*) - M_B^{\text{PDG}} - M_K^{\text{PDG}}$ [MeV]	66.93 ± 0.09	62.42 ± 0.48
$M(B_{s1}) - M_{B^*}^{\text{PDG}} - M_K^{\text{PDG}}$ [MeV]	10.50 ± 0.09	5.65 ± 0.23

a charged pion, as described above. The shapes of these contributions are obtained from the simulation and are fixed in the fit to the data. The yields of these reflections are corrected by the efficiency of using the restricted fit region $x_0 < m_{B^+K^-} < 5.95$ GeV. The results of the fit are presented in the second column of Table 2, where the measured masses of the B_{s2}^* and B_{s1} mesons are given with respect to the corresponding world-average B^+ or B^{*+} , and K^- masses [12].

4.2 $B^0K_S^0$ invariant mass

Similarly to the B^+K^- channel, the variable $m_{B^0K_S^0} = M(B^0K_S^0) - M(B^0) + M_{B^0}^{\text{PDG}}$ is used for the $B^0K_S^0$ invariant mass. The $m_{B^0K_S^0}$ distribution of the selected $B^0K_S^0$ candidates is shown in Fig. 3b. There is a significant peak at about 5840 MeV and a smaller one at 5781 MeV, corresponding to the decays $B_{s2}^* \rightarrow B^0K_S^0$ and $B_{s1} \rightarrow B^{*0}K_S^0$, respectively. The contribution from the $B_{s2}^* \rightarrow B^{*0}K_S^0$ decay, also shown in Fig. 3b at 5795 MeV, is not statistically significant. However, it is still included in the fit model described below.

The decays $B_{s2}^* \rightarrow B^0K_S^0$, $B_{s2}^* \rightarrow B^{*0}K_S^0$, and $B_{s1} \rightarrow B^{*0}K_S^0$ are modelled using three D -wave RBW functions convolved with double-Gaussian resolution functions whose parameters are fixed according to the simulation. The masses and natural widths are free parameters in the fit. Similarly to the B^+K^- final state, if the photon from B^{*0} decay is lost and only the $B^0K_S^0$ mass is reconstructed, the peak position is simply shifted by the mass difference $M_{B^{*0}}^{\text{PDG}} - M_{B^0}^{\text{PDG}} = 45.18 \pm 0.23$ MeV [12]. Studies on simulated events show that when the kaon and the pion from the $B^0 \rightarrow J/\psi K^+ \pi^-$ decay are exchanged, the three decays mentioned above produce narrow peaks at the same mass values as the signal peaks. In order to account for these KPS contributions, three additional RBW functions, convolved with double-Gaussian shapes, are added, where the parameters of these Gaussians are fixed to the values obtained in the simulation and the yields are fixed relative to the signal yields using the mistagging probability found in the fit to the B^0 invariant mass dis-

tribution. A function of the form $(x - x_0)^\alpha P_n(x)$ is used to describe the combinatorial background, where $x \equiv m_{B^0K_S^0}$, x_0 is the threshold value, and $n = 1$. The results of the fit are presented in the last column of Table 2, where the signal yields do not include the KPS component.

The significance of the $B_{s2}^* \rightarrow B^0K_S^0$ decay is estimated to be 6.3 standard deviations in the baseline fit model using a ratio of the fit likelihoods with and without the signal component [19]. Systematic uncertainties, discussed in the next section, are taken into account using nuisance parameters for the mass resolution, the KPS fraction, and the B_{s2}^* mass and natural width. These parameters are allowed to vary in the fits but are constrained by Gaussian probability density functions. In particular for the B_{s2}^* mass and natural width, the world-average values and their uncertainties [12] are used. Under variations of the fit range and background model, the significance varies from 6.3 to 7.0 standard deviations. Similarly, the statistical significance of the $B_{s1} \rightarrow B^{*0}K_S^0$ signal peak is 3.9 standard deviations, where the systematic uncertainties due to the mass resolution and KPS fraction are taken into account, as well as the uncertainties in the B_{s1} mass and natural width. The significance varies from 3.6 to 3.9 standard deviations under variations of the fit region and the background model.

5 Efficiencies and systematic uncertainties

The efficiency for each decay channel is calculated using simulated signal samples. It is defined as the number of reconstructed signal events from the simulation divided by the number of generated events. The efficiency includes the detector acceptance, trigger, and candidate reconstruction efficiencies. Only the ratios of such efficiencies for different decay modes are needed in formulae (1)–(6), which reduces the systematic uncertainties in those ratios. The resulting efficiency ratios used in the measurements of the ratios of the branching fractions are:

$$\begin{aligned} \frac{\epsilon(B_{s2}^* \rightarrow B^+K^-)}{\epsilon(B_{s2}^* \rightarrow B^0K_S^0)} &= 15.77 \pm 0.18, \\ \frac{\epsilon(B_{s1} \rightarrow B^{*+}K^-)}{\epsilon(B_{s1} \rightarrow B^{*0}K_S^0)} &= 16.33 \pm 0.20, \\ \frac{\epsilon(B_{s2}^* \rightarrow B^+K^-)}{\epsilon(B_{s2}^* \rightarrow B^{*+}K^-)} &= 0.961 \pm 0.010, \\ \frac{\epsilon(B_{s2}^* \rightarrow B^0K_S^0)}{\epsilon(B_{s2}^* \rightarrow B^{*0}K_S^0)} &= 0.970 \pm 0.012, \\ \frac{\epsilon(B_{s2}^* \rightarrow B^+K^-)}{\epsilon(B_{s1} \rightarrow B^{*+}K^-)} &= 0.953 \pm 0.010, \\ \frac{\epsilon(B_{s2}^* \rightarrow B^0K_S^0)}{\epsilon(B_{s1} \rightarrow B^{*0}K_S^0)} &= 0.987 \pm 0.012, \end{aligned}$$

where the uncertainties are statistical only and related to the finite size of the simulated samples.

The ratios $R_2^{0\pm}$ and $R_1^{0\pm}$ involve different numbers of final-state tracks from the decay processes in the numerator and denominator, and the related signal yields are extracted from fits to different invariant mass distributions, unlike the ratios R_{2*}^\pm , R_{2*}^0 , R_σ^\pm , and R_σ^0 . Therefore, the systematic uncertainties are described separately for the two cases in the next two subsections.

The statistical uncertainties in the efficiency ratios are considered as sources of systematic uncertainty in the measured branching fraction ratios. The systematic uncertainties related to muon reconstruction and identification and trigger efficiencies cancel out in the ratios. Systematic uncertainties associated with the track reconstruction efficiency are assigned only in ratios involving final states with a different number of tracks. Validation studies of the simulated signal samples are performed by comparing distributions of variables employed in the event selection between simulation and background-subtracted data, using the channels with the larger yields in data ($B_{s2}^* \rightarrow B^+K^-$, $B_{s1} \rightarrow B^{*+}K^-$, and $B_{s2}^* \rightarrow B^0K_S^0$). No significant deviations are found, and no additional systematic uncertainties in the efficiency ratios are assigned.

5.1 Systematic uncertainties in the ratios $R_2^{0\pm}$ and $R_1^{0\pm}$

A systematic uncertainty of $2 \times 3.9\% = 7.8\%$ [8] is assigned to the $R_2^{0\pm}$ and $R_1^{0\pm}$ ratios due to the uncertainty in the track reconstruction efficiency, since the neutral decay channel has two additional charged particles in the final state in comparison to the charged decay channel.

To evaluate the systematic uncertainties related to the choice of the invariant mass fit model, several alternative functions are tested. The systematic uncertainty in each signal yield is calculated as the highest deviation of the observed signal yield from the baseline fit result. Changes in each fit involve variations in the polynomial degree n in the background model and the fit range; for the fit to the $m_{B^+\pi^-}$ distribution the variations also include letting the signal masses and natural widths float. The uncertainties related to fits to the $B^+\pi^-$, B^+K^- , and $B^0K_S^0$ invariant mass distributions are treated separately and include:

- A systematic uncertainty related to the fit to $B^+\pi^-$ invariant mass of 2.5% for $N(B_{s2}^* \rightarrow B^+K^-)$ and 2.0% for $N(B_{s1} \rightarrow B^{*+}K^-)$,
- A systematic uncertainty related to the fit to B^+K^- invariant mass of 2.4% for $N(B_{s2}^* \rightarrow B^+K^-)$ and 4.6% for $N(B_{s1} \rightarrow B^{*+}K^-)$,

Table 3 Relative systematic uncertainties in percent in the ratios $R_2^{0\pm}$ and $R_1^{0\pm}$

Source	$R_2^{0\pm}$	$R_1^{0\pm}$
Track reconstruction efficiency	7.8	7.8
$m_{B^+\pi^-}$ distribution model	2.5	2.0
$m_{B^+K^-}$ distribution model	2.4	4.6
$m_{B^0K_S^0}$ distribution model	14	8.1
Mass resolution	0.7	2.2
Fraction of KPS	2.6	2.6
Non- K^{*0} contribution	5.0	5.0
Finite size of simulated samples	1.2	1.2
Total	18	14

- A systematic uncertainty related to the fit to $B^0K_S^0$ invariant mass of 14% for $N(B_{s2}^* \rightarrow B^0K_S^0)$ and 8.1% for $N(B_{s1} \rightarrow B^{*0}K_S^0)$.

The uncertainty from the invariant mass resolution is estimated by comparing the $B^+ \rightarrow J/\psi K^+$ decays in data and simulation, yielding a difference of at most 2.6%. To account for this, the signal fits to the $m_{B^+K^-}$ and $m_{B^0K_S^0}$ distributions in data are repeated with the resolutions decreased and increased by 3%. The largest deviations from the baseline in the measured ratios are: 0.7% for $N(B_{s2}^* \rightarrow B^0K_S^0)/N(B_{s2}^* \rightarrow B^+K^-)$ and 2.2% for $N(B_{s1} \rightarrow B^{*0}K_S^0)/N(B_{s1} \rightarrow B^{*+}K^-)$. These values are used as systematic uncertainties in the ratios $R_2^{0\pm}$ and $R_1^{0\pm}$.

The fraction of the KPS component in the $B^0K_S^0$ signals is obtained from the fit to the B^0 invariant mass distribution in the data. The systematic uncertainty in this fraction is evaluated by varying the B^0 signal mass resolution by $\pm 3\%$. The resulting variations of the KPS fraction are at most 3%. The other variations in the fit to the $J/\psi K^{*0}$ invariant mass distribution result in negligible changes in the KPS fraction. The corresponding systematic uncertainty is 2.6% in both $R_2^{0\pm}$ and $R_1^{0\pm}$. As expected, the changes of the other ratios (R_{2*}^0 , R_σ^0) under these variations are negligible.

Formulae (1) and (2) assume the decay $B^0 \rightarrow J/\psi K^+\pi^-$ proceeds only through the K^{*0} resonance. The systematic uncertainty related to this assumption is estimated by fitting the $K^+\pi^-$ invariant mass distribution obtained from the candidate B^0 data events using the background-subtraction technique s Plot [20]. This gives an estimate of 5% for the nonresonant $K^+\pi^-$ fraction in the total number of signal events, which is included as a systematic uncertainty in the ratios $R_2^{0\pm}$ and $R_1^{0\pm}$.

All these systematic uncertainties are summarized in Table 3, along with the total systematic uncertainty, calculated as the sum in quadrature of the different sources.

5.2 Systematic uncertainties in the ratios $R_{2^*}^\pm, R_{2^*}^0, R_\sigma^\pm$, and R_σ^0

No systematic uncertainty related to the track reconstruction efficiency is assigned to the ratios considered in this subsection, since they involve final states in the numerator and denominator with equal numbers of charged particles.

In order to evaluate the systematic uncertainties related to the choice of the invariant mass fit model, several alternative functions are tested, as in the previous subsection. The systematic uncertainty in each ratio is calculated as the largest deviation of the corresponding ratio of signal yields obtained using alternative fit models with respect to the baseline fit model. The uncertainties related to the fits to $B^+\pi^-, B^+K^-,$ and $B^0K_S^0$ invariant mass distributions are treated separately and include:

- A systematic uncertainty related to the fit to $B^+\pi^-$ invariant mass of 2.9% for $N(B_{s2}^* \rightarrow B^{*+}K^-)/N(B_{s2}^* \rightarrow B^+K^-)$ and 2.7% for $N(B_{s1} \rightarrow B^{*+}K^-)/N(B_{s2}^* \rightarrow B^+K^-)$,
- A systematic uncertainty related to the fit to B^+K^- invariant mass of 17% for $N(B_{s2}^* \rightarrow B^{*+}K^-)/N(B_{s2}^* \rightarrow B^+K^-)$ and 7.1% for $N(B_{s1} \rightarrow B^{*+}K^-)/N(B_{s2}^* \rightarrow B^+K^-)$,
- A systematic uncertainty related to the fit to $B^0K_S^0$ invariant mass of 13% for $N(B_{s2}^* \rightarrow B^{*0}K_S^0)/N(B_{s2}^* \rightarrow B^0K_S^0)$ and 24% for the ratio $N(B_{s1} \rightarrow B^{*0}K_S^0)/N(B_{s2}^* \rightarrow B^0K_S^0)$.

The systematic uncertainty in the ratios $R_{2^*}^\pm, R_{2^*}^0, R_\sigma^\pm,$ and $R_\sigma^0,$ related to the knowledge of the invariant mass resolution is estimated as in the previous subsection, and is found to be in the range 1.2–3.0%.

The systematic uncertainty associated with the uncertainty in the mass differences $M_{B^{*+}}^{PDG} - M_{B^+}^{PDG}$ and $M_{B^{*0}}^{PDG} - M_{B^0}^{PDG}$ must be taken into account, since these values are fixed in the fits. The baseline fits are repeated with each mass difference fixed to its nominal value plus and minus its uncertainty, and the largest deviations from the baseline of the obtained ratios

of signal yields are taken as systematic uncertainties: 7.7% for $N(B_{s2}^* \rightarrow B^{*+}K^-)/N(B_{s2}^* \rightarrow B^+K^-)$ and 4.8% for $N(B_{s2}^* \rightarrow B^{*0}K_S^0)/N(B_{s2}^* \rightarrow B^0K_S^0)$. The changes in other ratios under variations of $M_{B^{*+}}^{PDG} - M_{B^+}^{PDG}$ and $M_{B^{*0}}^{PDG} - M_{B^0}^{PDG}$ are negligible.

The systematic uncertainties due to non- K^{*0} contributions cancel out in the ratios $R_{2^*}^0$ and R_σ^0 .

Table 4 lists those systematic uncertainties, together with the total ones, calculated by summing the different contributions in quadrature.

5.3 Systematic uncertainties in the mass differences and natural widths

The fits to the BK invariant mass distributions are also used to measure the mass differences

$$\begin{aligned} \Delta M_{B_{s2}^*}^\pm &= M(B_{s2}^*) - M_{B^+}^{PDG} - M_{K^-}^{PDG}, \\ \Delta M_{B_{s1}}^\pm &= M(B_{s1}) - M_{B^{*+}}^{PDG} - M_{K^-}^{PDG}, \\ \Delta M_{B_{s2}^*}^0 &= M(B_{s2}^*) - M_{B^0}^{PDG} - M_{K_S^0}^{PDG}, \\ \Delta M_{B_{s1}}^0 &= M(B_{s1}) - M_{B^{*0}}^{PDG} - M_{K_S^0}^{PDG}. \end{aligned}$$

Using these values, the mass differences

$$M_{B^0} - M_{B^+} = \Delta M_{B_{s2}^*}^\pm - \Delta M_{B_{s2}^*}^0 + M_{K^-}^{PDG} - M_{K_S^0}^{PDG}$$

and

$$M_{B^{*0}} - M_{B^{*+}} = \Delta M_{B_{s1}}^\pm - \Delta M_{B_{s1}}^0 + M_{K^-}^{PDG} - M_{K_S^0}^{PDG}$$

can be determined.

The natural width of the B_{s2}^* state is measured only in the B^+K^- channel due to the limited number of events in the $B^0K_S^0$ channel. Systematic uncertainties in these measurements are discussed in this subsection.

The uncertainty related to the choice of the fit model is estimated by testing alternative fit models, as in Sect. 5.1. The largest deviation from the mass difference obtained from each

Table 4 Relative systematic uncertainties in percent in the ratios $R_{2^*}^\pm, R_{2^*}^0, R_\sigma^\pm,$ and R_σ^0

Source	$R_{2^*}^\pm$	$R_{2^*}^0$	R_σ^\pm	R_σ^0
$m_{B^+\pi^-}$ distribution model	2.9	–	2.7	–
$m_{B^+K^-}$ distribution model	17	–	7.1	–
$m_{B^0K_S^0}$ distribution model	–	13	–	24
Mass resolution	1.2	3.0	1.5	1.1
Uncertainties in $M_{B^{*+}}^{PDG} - M_{B^+}^{PDG}$	7.7	4.8	–	–
Finite size of simulated samples	1.1	1.3	1.1	1.3
Total	19	15	7.8	24

Table 5 Systematic uncertainties (in MeV) in the measured mass differences and natural width. The B_{s2}^* width is measured only in the B^+K^- channel

Source	$\Delta M_{B_{s2}^*}^{\pm}$	$\Delta M_{B_{s1}}^{\pm}$	$\Delta M_{B_{s2}^*}^0$	$\Delta M_{B_{s1}}^0$	$M_{B^0} - M_{B^+}$	$M_{B^{*0}} - M_{B^{*+}}$	$\Gamma_{B_{s2}^*}$
$m_{B^+\pi^-}$ distribution model	0.024	0.008	–	–	0.024	0.008	0.11
$m_{B^+K^-}$ distribution model	0.011	0.043	–	–	0.011	0.043	0.11
$m_{B^0K_S^0}$ distribution model	–	–	0.039	0.038	0.039	0.038	–
Uncertainties in $M_{B^{*+}}^{PDG} - M_B^{PDG}$	0.012	0.003	0.003	0.0001	0.012	0.003	0.03
Shift from reconstruction	0.056	0.044	0.050	0.042	0.075	0.061	–
Detector misalignment	0.036	0.005	0.031	0.006	0.038	0.008	0.15
Mass resolution	0.007	0.005	0.005	0.005	0.009	0.007	0.20
Total	0.073	0.063	0.071	0.057	0.098	0.085	0.30

baseline fit value is taken as the systematic uncertainty in the respective mass difference or natural width. The uncertainties related to the fits to the $B^+\pi^-$, B^+K^- , and $B^0K_S^0$ invariant mass distributions are treated separately.

The systematic uncertainty associated with the knowledge of the mass difference $M_{B^{*+}}^{PDG} - M_{B^+}^{PDG}$ (or $M_{B^{*0}}^{PDG} - M_{B^0}^{PDG}$) is taken into account as well: the baseline fits are repeated with the mass difference $M_{B^{*+}}^{PDG} - M_B^{PDG}$ fixed to its nominal value plus or minus its uncertainty. The largest deviation from the baseline of the obtained mass differences and natural width is taken as the corresponding systematic uncertainty.

Studies of simulated events show that the mass differences measured in the reconstructed invariant mass distributions are slightly shifted with respect to the mass differences used in the generation of simulated events. Therefore, the measured mass differences are corrected by the observed shifts (which are up to 0.056 MeV), and each shift is conservatively treated as a systematic uncertainty in the respective mass-difference measurement.

In order to estimate the systematic uncertainties due to possible misalignment of the detector [21], eighteen different simulated samples with various distorted geometries are produced and analyzed for each of the four decay channels. From these measurements the largest deviation of the estimation of the invariant mass or its resolution from the perfectly aligned case is accepted as an estimate of the systematic uncertainty from a possible detector misalignment. The magnitudes of distortions are large enough to be detected and corrected by the standard alignment procedures [21]. The shifts in the measured mass differences observed in these simulations are up to 0.038 MeV. The systematic uncertainty in the invariant mass resolution of the $B_{s2}^* \rightarrow B^+K^-$ signal is found to be 0.042 MeV, and the corresponding uncertainty in $\Gamma_{B_{s2}^*}$ is obtained by repeating the baseline fit with the resolution increased or decreased by this value. The largest deviation in the measured natural width with respect to the baseline value is used as a systematic uncertainty.

The systematic uncertainties related to the invariant mass resolution are estimated in the same way as in the previous subsections and are found to be up to 0.007 MeV for the mass differences and 0.2 MeV for the natural width. This source of uncertainty is conservatively considered to be uncorrelated with the systematic uncertainty related to a possible detector misalignment.

These systematic uncertainties are summarized in Table 5, together with the total systematic uncertainties, calculated by summing in quadrature the different contributions. It was checked that the mass of the B^+ meson, measured in the $B^+ \rightarrow J/\psi K^+$ decay, is consistent with the world-average value, after taking into account the systematic uncertainties related to the shift from the reconstruction and possible detector misalignment.

6 Results

The decay $B_{s2}^* \rightarrow B^0K_S^0$ is observed for the first time with a corresponding statistical significance of 6.3 standard deviations. The first evidence (3.9 standard deviations) for the decay $B_{s1} \rightarrow B^{*0}K_S^0$ is found. In the measurements presented below of the relative branching fractions, cross sections multiplied by branching fractions, masses, mass differences, and natural width, the first uncertainty is statistical, the second is systematic, and if there is a third, it is related to the uncertainties in the world-average values of the branching fractions, masses, and mass differences [12].

Formulae (1)–(4) are used with the branching fractions [12] $\mathcal{B}(B^+ \rightarrow J/\psi K^+) = (1.026 \pm 0.031) 10^{-3}$, $\mathcal{B}(B^0 \rightarrow J/\psi K^{*0}) = (1.28 \pm 0.05) 10^{-3}$, $\mathcal{B}(K^{*0} \rightarrow K^+\pi^-) = (0.99754 \pm 0.00021)$, and $\mathcal{B}(K_S^0 \rightarrow \pi^+\pi^-) = (0.6920 \pm 0.0005)$ to determine the following ratios of branching fractions:

$$R_2^{0\pm} = \frac{\mathcal{B}(B_{s2}^* \rightarrow B^0K_S^0)}{\mathcal{B}(B_{s2}^* \rightarrow B^+K^-)} = 0.432 \pm 0.077 \pm 0.075 \pm 0.021,$$

$$R_1^{0\pm} = \frac{\mathcal{B}(B_{s1} \rightarrow B^{*0}K_S^0)}{\mathcal{B}(B_{s1} \rightarrow B^{*+}K^-)} = 0.49 \pm 0.12 \pm 0.07 \pm 0.02,$$

$$R_{2^*}^{\pm} = \frac{\mathcal{B}(B_{s2}^* \rightarrow B^{*+}K^-)}{\mathcal{B}(B_{s2}^* \rightarrow B^+K^-)} = 0.081 \pm 0.021 \pm 0.015,$$

$$R_{2^*}^0 = \frac{\mathcal{B}(B_{s2}^* \rightarrow B^{*0}K_S^0)}{\mathcal{B}(B_{s2}^* \rightarrow B^0K_S^0)} = 0.093 \pm 0.086 \pm 0.014.$$

The ratio $R_2^{0\pm}$ is in good agreement with the theoretical predictions of about 0.43 [22,23], while the ratio $R_1^{0\pm}$ is 2.5 standard deviations away from the theoretical prediction of 0.23 [22], which, however, has no uncertainty estimate. The third ratio is in agreement with the measurements of LHCb [5] and CDF [6]: $0.093 \pm 0.013 \pm 0.012$ and $0.10 \pm 0.03 \pm 0.02$, respectively. It is also consistent with the theoretical predictions [22–25]. The fourth ratio is a new result.

In addition, using Eqs. (5)–(6), the ratios of production cross sections times branching fractions are measured:

$$R_{\sigma}^{\pm} = \frac{\sigma(pp \rightarrow B_{s1}X) \mathcal{B}(B_{s1} \rightarrow B^{*+}K^-)}{\sigma(pp \rightarrow B_{s2}^*X) \mathcal{B}(B_{s2}^* \rightarrow B^+K^-)} = 0.233 \pm 0.019 \pm 0.018,$$

$$R_{\sigma}^0 = \frac{\sigma(pp \rightarrow B_{s1}X) \mathcal{B}(B_{s1} \rightarrow B^{*0}K_S^0)}{\sigma(pp \rightarrow B_{s2}^*X) \mathcal{B}(B_{s2}^* \rightarrow B^0K_S^0)} = 0.266 \pm 0.079 \pm 0.063.$$

The value of R_{σ}^{\pm} was previously determined by LHCb to be $0.232 \pm 0.014 \pm 0.013$ [5] at $\sqrt{s} = 7$ TeV and in a different pseudorapidity region, consistent with the result presented here.

The following mass differences are obtained:

$$\Delta M_{B_{s2}^*}^{\pm} = M(B_{s2}^*) - M_{B^+}^{\text{PDG}} - M_{K^-}^{\text{PDG}} = 66.87 \pm 0.09 \pm 0.07 \text{ MeV},$$

$$\Delta M_{B_{s2}^*}^0 = M(B_{s2}^*) - M_{B^0}^{\text{PDG}} - M_{K_S^0}^{\text{PDG}} = 62.37 \pm 0.48 \pm 0.07 \text{ MeV},$$

$$\Delta M_{B_{s1}}^{\pm} = M(B_{s1}) - M_{B^{*+}}^{\text{PDG}} - M_{K^-}^{\text{PDG}} = 10.45 \pm 0.09 \pm 0.06 \text{ MeV},$$

$$\Delta M_{B_{s1}}^0 = M(B_{s1}) - M_{B^{*0}}^{\text{PDG}} - M_{K_S^0}^{\text{PDG}} = 5.61 \pm 0.23 \pm 0.06 \text{ MeV}.$$

The first two mass differences are in good agreement with LHCb [5] and CDF [6] results (see Table 1). Using these two measurements, the world-average masses of the B^+ and K^- mesons, and the mass difference $M_{B^{*+}}^{\text{PDG}} - M_{B^+}^{\text{PDG}}$, the $B_{s1,2}^{(*)}$

masses are determined:

$$M(B_{s2}^*) = 5839.86 \pm 0.09 \pm 0.07 \pm 0.15 \text{ MeV},$$

$$M(B_{s1}) = 5828.78 \pm 0.09 \pm 0.06 \pm 0.28 \text{ MeV}.$$

The measured masses in the $B^0K_S^0$ channel are consistent with our results using the B^+K^- channel but have significantly larger uncertainties.

Using the mass-difference measurements above, the mass differences between the neutral and charged B and B^* mesons are found to be:

$$M_{B^0} - M_{B^+} = 0.57 \pm 0.49 \pm 0.10 \pm 0.02 \text{ MeV},$$

$$M_{B^{*0}} - M_{B^{*+}} = 0.91 \pm 0.24 \pm 0.09 \pm 0.02 \text{ MeV}.$$

The first mass difference result is consistent with the significantly more precise world-average value of 0.31 ± 0.06 MeV [12]. There are no previous measurements of $M_{B^{*0}} - M_{B^{*+}}$, and this paper presents a new method to measure both of these mass differences.

Lastly, the natural width of the B_{s2}^* meson is determined to be

$$\Gamma_{B_{s2}^*} = 1.52 \pm 0.34 \pm 0.30 \text{ MeV},$$

consistent with the results of LHCb [5] and CDF [6] (see Table 1).

7 Summary

The P -wave B_s^0 meson states are studied using a data sample corresponding to an integrated luminosity of 19.6 fb^{-1} of proton-proton collisions collected by the CMS experiment at $\sqrt{s} = 8$ TeV in 2012. Observation and evidence are reported for the decays $B_{s2}^*(5840)^0 \rightarrow B^0K_S^0$ and $B_{s1}(5830)^0 \rightarrow B^{*0}K_S^0$, respectively. Four ratios of branching fractions and two ratios of production cross sections multiplied by the branching fractions of the P -wave B_s^0 mesons into a B meson and kaon are measured. In addition, the differences between the $B_{s1,2}^{(*)}$ mass and the sum of the B meson and kaon mass are determined, as well as the $B_{s2}^*(5840)^0$ natural width. Finally, using a new approach, the mass differences $M_{B^0} - M_{B^+}$ and $M_{B^{*0}} - M_{B^{*+}}$ are measured, where the latter is determined for the first time.

Acknowledgements We congratulate our colleagues in the CERN accelerator departments for the excellent performance of the LHC and thank the technical and administrative staffs at CERN and at other CMS institutes for their contributions to the success of the CMS effort. In addition, we gratefully acknowledge the computing centres and personnel of the Worldwide LHC Computing Grid for delivering so effectively the computing infrastructure essential to our analyses. Finally, we acknowledge the enduring support for the construction and operation of the LHC and the CMS detector provided by the following

funding agencies: the Austrian Federal Ministry of Education, Science and Research and the Austrian Science Fund; the Belgian Fonds de la Recherche Scientifique, and Fonds voor Wetenschappelijk Onderzoek; the Brazilian Funding Agencies (CNPq, CAPES, FAPERJ, FAPERGS, and FAPESP); the Bulgarian Ministry of Education and Science; CERN; the Chinese Academy of Sciences, Ministry of Science and Technology, and National Natural Science Foundation of China; the Colombian Funding Agency (COLCIENCIAS); the Croatian Ministry of Science, Education and Sport, and the Croatian Science Foundation; the Research Promotion Foundation, Cyprus; the Secretariat for Higher Education, Science, Technology and Innovation, Ecuador; the Ministry of Education and Research, Estonian Research Council via IUT23-4 and IUT23-6 and European Regional Development Fund, Estonia; the Academy of Finland, Finnish Ministry of Education and Culture, and Helsinki Institute of Physics; the Institut National de Physique Nucléaire et de Physique des Particules / CNRS, and Commissariat à l'Énergie Atomique et aux Énergies Alternatives / CEA, France; the Bundesministerium für Bildung und Forschung, Deutsche Forschungsgemeinschaft, and Helmholtz-Gemeinschaft Deutscher Forschungszentren, Germany; the General Secretariat for Research and Technology, Greece; the National Research, Development and Innovation Fund, Hungary; the Department of Atomic Energy and the Department of Science and Technology, India; the Institute for Studies in Theoretical Physics and Mathematics, Iran; the Science Foundation, Ireland; the Istituto Nazionale di Fisica Nucleare, Italy; the Ministry of Science, ICT and Future Planning, and National Research Foundation (NRF), Republic of Korea; the Ministry of Education and Science of the Republic of Latvia; the Lithuanian Academy of Sciences; the Ministry of Education, and University of Malaya (Malaysia); the Ministry of Science of Montenegro; the Mexican Funding Agencies (BUAP, CINVESTAV, CONACYT, LNS, SEP, and UASLP-FAI); the Ministry of Business, Innovation and Employment, New Zealand; the Pakistan Atomic Energy Commission; the Ministry of Science and Higher Education and the National Science Centre, Poland; the Fundação para a Ciência e a Tecnologia, Portugal; JINR, Dubna; the Ministry of Education and Science of the Russian Federation, the Federal Agency of Atomic Energy of the Russian Federation, Russian Academy of Sciences, the Russian Foundation for Basic Research, and the National Research Center "Kurchatov Institute"; the Ministry of Education, Science and Technological Development of Serbia; the Secretaría de Estado de Investigación, Desarrollo e Innovación, Programa Consolider-Ingenio 2010, Plan Estatal de Investigación Científica y Técnica y de Innovación 2013-2016, Plan de Ciencia, Tecnología e Innovación 2013-2017 del Principado de Asturias, and Fondo Europeo de Desarrollo Regional, Spain; the Ministry of Science, Technology and Research, Sri Lanka; the Swiss Funding Agencies (ETH Board, ETH Zurich, PSI, SNF, UniZH, Canton Zurich, and SER); the Ministry of Science and Technology, Taipei; the Thailand Center of Excellence in Physics, the Institute for the Promotion of Teaching Science and Technology of Thailand, Special Task Force for Activating Research and the National Science and Technology Development Agency of Thailand; the Scientific and Technical Research Council of Turkey, and Turkish Atomic Energy Authority; the National Academy of Sciences of Ukraine, and State Fund for Fundamental Researches, Ukraine; the Science and Technology Facilities Council, UK; the US Department of Energy, and the US National Science Foundation. Individuals have received support from the Marie-Curie programme and the European Research Council and Horizon 2020 Grant, contract No. 675440 (European Union); the Leventis Foundation; the A. P. Sloan Foundation; the Alexander von Humboldt Foundation; the Belgian Federal Science Policy Office; the Fonds pour la Formation à la Recherche dans l'Industrie et dans l'Agriculture (FRIA-Belgium); the Agentschap voor Innovatie door Wetenschap en Technologie (IWT-Belgium); the F.R.S.-FNRS and FWO (Belgium) under the "Excellence of Science - EOS" - be.h Project n. 30820817; the Ministry of Education, Youth and Sports (MEYS) of the Czech Republic; the Lendület ("Momentum") Programme and the János Bolyai Research Scholarship of the

Hungarian Academy of Sciences, the New National Excellence Program ÚNKP, the NKFI research Grants 123842, 123959, 124845, 124850 and 125105 (Hungary); the Council of Scientific and Industrial Research, India; the HOMING PLUS programme of the Foundation for Polish Science, cofinanced from European Union, Regional Development Fund, the Mobility Plus programme of the Ministry of Science and Higher Education, the National Science Center (Poland), contracts Harmonia 2014/14/M/ST2/00428, Opus 2014/13/B/ST2/02543, 2014/15/B/ST2/03998, and 2015/19/B/ST2/02861, Sonata-bis 2012/07/E/ST2/01406; the Ministry of Education and Science of the Russian Federation contract No. 14.W03.31.0026; the National Priorities Research Program by Qatar National Research Fund; the Programa de Excelencia María de Maeztu, and the Programa Severo Ochoa del Principado de Asturias; the Thalís and Aristeia programmes cofinanced by EU-ESF, and the Greek NSRF; the Rachadapisek Sompot Fund for Post-doctoral Fellowship, Chulalongkorn University, and the Chulalongkorn Academic into Its 2nd Century Project Advancement Project (Thailand); the Welch Foundation, contract C-1845; and the Weston Havens Foundation (USA).

Open Access This article is distributed under the terms of the Creative Commons Attribution 4.0 International License (<http://creativecommons.org/licenses/by/4.0/>), which permits unrestricted use, distribution, and reproduction in any medium, provided you give appropriate credit to the original author(s) and the source, provide a link to the Creative Commons license, and indicate if changes were made. Funded by SCOAP³.

References

1. F.E. Close, Z.-P. Li, Effective heavy quark theory. *Phys. Lett. B* **289**, 143 (1992). [https://doi.org/10.1016/0370-2693\(92\)91376-K](https://doi.org/10.1016/0370-2693(92)91376-K). [arXiv:hep-ph/9206217](https://arxiv.org/abs/hep-ph/9206217)
2. A.G. Grozin, Heavy quark effective theory. *Springer Tracts Mod. Phys.* **201**, 1 (2004). <https://doi.org/10.1007/b79301>
3. CDF Collaboration, Observation of orbitally excited B_s mesons. *Phys. Rev. Lett.* **100**, 082001 (2008). <https://doi.org/10.1103/PhysRevLett.100.082001>. [arXiv:0710.4199](https://arxiv.org/abs/0710.4199)
4. D0 Collaboration, Observation and properties of the orbitally excited B_s^* meson. *Phys. Rev. Lett.* **100**, 082002 (2008). <https://doi.org/10.1103/PhysRevLett.100.082002>. [arXiv:0711.0319](https://arxiv.org/abs/0711.0319)
5. LHCb Collaboration, "First observation of the decay $B_s^*(5840)^0 \rightarrow B^{*+}K^-$ and studies of excited B_s^0 mesons", *Phys. Rev. Lett.* **110**, 151803, (2013). <https://doi.org/10.1103/PhysRevLett.110.151803>. [arXiv:1211.5994](https://arxiv.org/abs/1211.5994)
6. CDF Collaboration, Study of orbitally excited B mesons and evidence for a new $B\pi$ resonance. *Phys. Rev. D* **90**, 012013 (2014). <https://doi.org/10.1103/PhysRevD.90.012013>. [arXiv:1309.5961](https://arxiv.org/abs/1309.5961)
7. CMS Collaboration, The CMS experiment at the CERN LHC. *JINST* **3**, S08004 (2008). <https://doi.org/10.1088/1748-0221/3/08/S08004>
8. CMS Collaboration, Description and performance of track and primary-vertex reconstruction with the CMS tracker. *JINST* **9**, 10009 (2014). <https://doi.org/10.1088/1748-0221/9/10/P10009>. [arXiv:1405.6569](https://arxiv.org/abs/1405.6569)
9. CMS Collaboration, Performance of CMS muon reconstruction in pp collision events at $\sqrt{s} = 7$ TeV. *JINST* **7**, P10002 (2012). <https://doi.org/10.1088/1748-0221/7/10/P10002>. [arXiv:1206.4071](https://arxiv.org/abs/1206.4071)
10. CMS Collaboration, The CMS trigger system. *JINST* **12**, P01020 (2017). <https://doi.org/10.1088/1748-0221/12/01/P01020>. [arXiv:1609.02366](https://arxiv.org/abs/1609.02366)
11. CMS Collaboration, Search for the X(5568) state decaying into $B_s^0\pi^\pm$ in proton-proton collisions at $\sqrt{s} = 8$ TeV. *Phys. Rev.*

- Lett. **120**, 202005 (2018). <https://doi.org/10.1103/PhysRevLett.120.202005>. arXiv:1712.06144
12. Particle Data Group, C. Patrignani et al., Review of particle physics. *Chin. Phys. C* **40**, 100001 (2016). <https://doi.org/10.1088/1674-1137/40/10/100001>
 13. CMS Collaboration, CMS tracking performance results from early LHC operation. *Eur. Phys. J. C* **70**, 1165 (2010). <https://doi.org/10.1140/epjc/s10052-010-1491-3>. arXiv:1007.1988
 14. T. Sjöstrand, S. Mrenna, P. Skands, PYTHIA 6.4 physics and manual. *JHEP* **05**, 026 (2006). <https://doi.org/10.1088/1126-6708/2006/05/026>. arXiv:hep-ph/0603175
 15. D.J. Lange, The EvtGen particle decay simulation package. *Nucl. Instrum. Meth. A* **462**, 152 (2001). [https://doi.org/10.1016/S0168-9002\(01\)00089-4](https://doi.org/10.1016/S0168-9002(01)00089-4)
 16. E. Barberio, B. van Eijk, Z. Was, PHOTOS—a universal Monte Carlo for QED radiative corrections in decays. *Comput. Phys. Commun* **66**, 115 (1991). [https://doi.org/10.1016/0010-4655\(91\)90012-A](https://doi.org/10.1016/0010-4655(91)90012-A)
 17. E. Barberio, Z. Was, PHOTOS—a universal Monte Carlo for QED radiative corrections: version 2.0. *Comput. Phys. Commun* **79**, 291 (1994). [https://doi.org/10.1016/0010-4655\(94\)90074-4](https://doi.org/10.1016/0010-4655(94)90074-4)
 18. GEANT4 Collaboration, Geant4—A simulation toolkit. *Nucl. Instrum. Meth. A* **506**, 250 (2003). [https://doi.org/10.1016/S0168-9002\(03\)01368-8](https://doi.org/10.1016/S0168-9002(03)01368-8)
 19. S.S. Wilks, The large-sample distribution of the likelihood ratio for testing composite hypotheses. *Ann. Math. Statist.* **9**, 60 (1938). <https://doi.org/10.1214/aoms/1177732360>
 20. M. Pivk, F.R. Le Diberder, $sPlot$: a statistical tool to unfold data distributions. *Nucl. Instrum. Meth. A* **555**, 356 (2005). <https://doi.org/10.1016/j.nima.2005.08.106>. arXiv:physics/0402083
 21. CMS Collaboration, Alignment of the CMS tracker with LHC and cosmic ray data. *JINST* **9**, P06009 (2014). <https://doi.org/10.1088/1748-0221/9/06/P06009>. arXiv:1403.2286
 22. Z.-H. Wang, G.-L. Wang, H.-F. Fu, Y. Jiang, The strong decays of orbitally excited $B_{s_j}^*$ mesons by improved Bethe-Salpeter method. *Phys. Lett. B* **706**, 389 (2012). <https://doi.org/10.1016/j.physletb.2011.11.051>. arXiv:1202.1224
 23. Q.-F. Lu et al., Excited bottom and bottom-strange mesons in the quark model. *Phys. Rev. D* **94**, 074012 (2016). <https://doi.org/10.1103/PhysRevD.94.074012>. arXiv:1607.02812
 24. X.-H. Zhong, Q. Zhao, Strong decays of heavy-light mesons in a chiral quark model. *Phys. Rev. D* **78**, 014029 (2008). <https://doi.org/10.1103/PhysRevD.78.014029>. arXiv:0803.2102
 25. P. Colangelo, F. De Fazio, F. Giannuzzi, S. Nicotri, New meson spectroscopy with open charm and beauty. *Phys. Rev. D* **86**, 054024 (2012). <https://doi.org/10.1103/PhysRevD.86.054024>. arXiv:1207.6940

CMS Collaboration**Yerevan Physics Institute, Yerevan, Armenia**

A. M. Sirunyan, A. Tumasyan

Institut für Hochenergiephysik, Wien, Austria

W. Adam, F. Ambrogio, E. Asilar, T. Bergauer, J. Brandstetter, M. Dragicevic, J. Erö, A. Escalante Del Valle, M. Flechl, R. Frühwirth¹, V. M. Ghete, J. Hrubec, M. Jeitler¹, N. Krammer, I. Krätschmer, D. Liko, T. Madlener, I. Mikulec, N. Rad, H. Rohringer, J. Schieck¹, R. Schöfbeck, M. Spanring, D. Spitzbart, A. Taurok, W. Waltenberger, J. Wittmann, C.-E. Wulz¹, M. Zarucki

Institute for Nuclear Problems, Minsk, Belarus

V. Chekhovsky, V. Mossolov, J. Suarez Gonzalez

Universiteit Antwerpen, Antwerpen, Belgium

E. A. De Wolf, D. Di Croce, X. Janssen, J. Lauwers, M. Pieters, H. Van Haevermaet, P. Van Mechelen, N. Van Remortel

Vrije Universiteit Brussel, Brussel, Belgium

S. Abu Zeid, F. Blekman, J. D'Hondt, I. De Bruyn, J. De Clercq, K. Deroover, G. Flouris, D. Lontkovskyi, S. Lowette, I. Marchesini, S. Moortgat, L. Moreels, Q. Python, K. Skovpen, S. Tavernier, W. Van Doninck, P. Van Mulders, I. Van Parijs

Université Libre de Bruxelles, Brussels, Belgium

D. Beghin, B. Bilin, H. Brun, B. Clerboux, G. De Lentdecker, H. Delannoy, B. Dorney, G. Fasanella, L. Favart, R. Goldouzian, A. Grebenyuk, A. K. Kalsi, T. Lenzi, J. Luetic, N. Postiau, E. Starling, L. Thomas, C. Vander Velde, P. Vanlaer, D. Vannerom, Q. Wang

Ghent University, Ghent, Belgium

T. Cornelis, D. Dobur, A. Fagot, M. Gul, I. Khvastunov², D. Poyraz, C. Roskas, D. Trocino, M. Tytgat, W. Verbeke, B. Vermassen, M. Vit, N. Zaganidis

Université Catholique de Louvain, Louvain-la-Neuve, Belgium

H. Bakhshiansohi, O. Bondu, S. Brochet, G. Bruno, C. Caputo, P. David, C. Delaere, M. Delcourt, A. Giammanco, G. Krintiras, V. Lemaitre, A. Magitteri, A. Mertens, M. Musich, K. Piotrkowski, A. Saggio, M. Vidal Marono, S. Wertz, J. Zobec

Centro Brasileiro de Pesquisas Físicas, Rio de Janeiro, Brazil

F. L. Alves, G. A. Alves, M. Correa Martins Junior, G. Correia Silva, C. Hensel, A. Moraes, M. E. Pol, P. Rebello Teles

Universidade do Estado do Rio de Janeiro, Rio de Janeiro, Brazil

E. Belchior Batista Das Chagas, W. Carvalho, J. Chinellato³, E. Coelho, E. M. Da Costa, G. G. Da Silveira⁴, D. De Jesus Damiao, C. De Oliveira Martins, S. Fonseca De Souza, H. Malbouisson, D. Matos Figueiredo, M. Melo De Almeida, C. Mora Herrera, L. Mundim, H. Nogima, W. L. Prado Da Silva, L. J. Sanchez Rosas, A. Santoro, A. Sznajder, M. Thiel, E. J. Tonelli Manganote³, F. Torres Da Silva De Araujo, A. Vilela Pereira

Universidade Estadual Paulista^a, Universidade Federal do ABC^b, São Paulo, Brazil

S. Ahuja^a, C. A. Bernardes^a, L. Calligaris^a, T. R. Fernandez Perez Tomei^a, E. M. Gregores^b, P. G. Mercadante^b, S. F. Novaes^a, Sandra S. Padula^a

Institute for Nuclear Research and Nuclear Energy, Bulgarian Academy of Sciences, Sofia, Bulgaria

A. Aleksandrov, R. Hadjiiska, P. Iaydjiev, A. Marinov, M. Misheva, M. Rodozov, M. Shopova, G. Sultanov

University of Sofia, Sofia, Bulgaria

A. Dimitrov, L. Litov, B. Pavlov, P. Petkov

Beihang University, Beijing, China

W. Fang⁵, X. Gao⁵, L. Yuan

Institute of High Energy Physics, Beijing, China

M. Ahmad, J. G. Bian, G. M. Chen, H. S. Chen, M. Chen, Y. Chen, C. H. Jiang, D. Leggat, H. Liao, Z. Liu, F. Romeo, S. M. Shaheen⁶, A. Spiezia, J. Tao, Z. Wang, E. Yazgan, H. Zhang, S. Zhang⁶, J. Zhao

State Key Laboratory of Nuclear Physics and Technology, Peking University, Beijing, China

Y. Ban, G. Chen, A. Levin, J. Li, L. Li, Q. Li, Y. Mao, S. J. Qian, D. Wang, Z. Xu

Tsinghua University, Beijing, China

Y. Wang

Universidad de Los Andes, Bogota, Colombia

C. Avila, A. Cabrera, C. A. Carrillo Montoya, L. F. Chaparro Sierra, C. Florez, C. F. González Hernández, M. A. Segura Delgado

University of Split, Faculty of Electrical Engineering, Mechanical Engineering and Naval Architecture, Split, Croatia

B. Courbon, N. Godinovic, D. Lelas, I. Puljak, T. Sculac

University of Split, Faculty of Science, Split, Croatia

Z. Antunovic, M. Kovac

Institute Rudjer Boskovic, Zagreb, Croatia

V. Brigljevic, D. Ferencek, K. Kadija, B. Mesic, A. Starodumov⁷, T. Susa

University of Cyprus, Nicosia, Cyprus

M. W. Ather, A. Attikis, M. Kolosova, G. Mavromanolakis, J. Mousa, C. Nicolaou, F. Ptochos, P. A. Razis, H. Rykaczewski

Charles University, Prague, Czech Republic

M. Finger⁸, M. Finger Jr.⁸

Escuela Politécnica Nacional, Quito, Ecuador

E. Ayala

Universidad San Francisco de Quito, Quito, Ecuador

E. Carrera Jarrin

Academy of Scientific Research and Technology of the Arab Republic of Egypt, Egyptian Network of High Energy Physics, Cairo, Egypt

A. Mahrous⁹, A. Mohamed¹⁰, E. Salama^{11,12}

National Institute of Chemical Physics and Biophysics, Tallinn, Estonia

S. Bhowmik, A. Carvalho Antunes De Oliveira, R. K. Dewanjee, K. Ehataht, M. Kadastik, M. Raidal, C. Veelken

Department of Physics, University of Helsinki, Helsinki, Finland

P. Eerola, H. Kirschenmann, J. Pekkanen, M. Voutilainen

Helsinki Institute of Physics, Helsinki, Finland

J. Havukainen, J. K. Heikkilä, T. Järvinen, V. Karimäki, R. Kinnunen, T. Lampén, K. Lassila-Perini, S. Laurila, S. Lehti, T. Lindén, P. Luukka, T. Mäenpää, H. Siikonen, E. Tuominen, J. Tuominiemi

Lappeenranta University of Technology, Lappeenranta, Finland

T. Tuuva

IRFU, CEA, Université Paris-Saclay, Gif-sur-Yvette, France

M. Besancon, F. Couderc, M. Dejardin, D. Denegri, J. L. Faure, F. Ferri, S. Ganjour, A. Givernaud, P. Gras, G. Hamel de Monchenault, P. Jarry, C. Leloup, E. Locci, J. Malcles, G. Negro, J. Rander, A. Rosowsky, M. Ö. Sahin, M. Titov

Laboratoire Leprince-Ringuet, Ecole polytechnique, CNRS/IN2P3, Université Paris-Saclay, Palaiseau, France

A. Abdulsalam¹³, C. Amendola, I. Antropov, F. Beaudette, P. Busson, C. Charlot, R. Granier de Cassagnac, I. Kucher, A. Lobanov, J. Martin Blanco, C. Martin Perez, M. Nguyen, C. Ochando, G. Ortona, P. Paganini, P. Pigard, J. Rembser, R. Salerno, J. B. Sauvan, Y. Sirois, A. G. Stahl Leiton, A. Zabi, A. Zghiche

Université de Strasbourg, CNRS, IPHC UMR 7178, Strasbourg, France

J.-L. Agram¹⁴, J. Andrea, D. Bloch, J.-M. Brom, E. C. Chabert, V. Cherepanov, C. Collard, E. Conte¹⁴, J.-C. Fontaine¹⁴, D. Gelé, U. Goerlach, M. Jansová, A.-C. Le Bihan, N. Tonon, P. Van Hove

Centre de Calcul de l'Institut National de Physique Nucleaire et de Physique des Particules, CNRS/IN2P3, Villeurbanne, France

S. Gadrat

Université de Lyon, Université Claude Bernard Lyon 1, CNRS-IN2P3, Institut de Physique Nucléaire de Lyon, Villeurbanne, France

S. Beauceron, C. Bernet, G. Boudoul, N. Chanon, R. Chierici, D. Contardo, P. Depasse, H. El Mamouni, J. Fay, L. Finco, S. Gascon, M. Gouzevitch, G. Grenier, B. Ille, F. Lagarde, I. B. Laktineh, H. Lattaud, M. Lethuillier, L. Mirabito, S. Perries, A. Popov¹⁵, V. Sordini, G. Touquet, M. Vander Donckt, S. Viret

Georgian Technical University, Tbilisi, GeorgiaT. Toriashvili¹⁶**Tbilisi State University, Tbilisi, Georgia**

D. Lomidze

RWTH Aachen University, I. Physikalisches Institut, Aachen, Germany

C. Autermann, L. Feld, M. K. Kiesel, K. Klein, M. Lipinski, M. Preuten, M. P. Rauch, C. Schomakers, J. Schulz, M. Teroerde, B. Wittmer

RWTH Aachen University, III. Physikalisches Institut A, Aachen, Germany

A. Albert, D. Duchardt, M. Erdmann, S. Erdweg, T. Esch, R. Fischer, S. Ghosh, A. Güth, T. Hebbeker, C. Heidemann, K. Hoepfner, H. Keller, L. Mastrolorenzo, M. Merschmeyer, A. Meyer, P. Millet, S. Mukherjee, T. Pook, M. Radziej, H. Reithler, M. Rieger, A. Schmidt, D. Teyssier, S. Thüer

RWTH Aachen University, III. Physikalisches Institut B, Aachen, Germany

G. Flügge, O. Hlushchenko, T. Kress, A. Künsken, T. Müller, A. Nehr Korn, A. Nowack, C. Pistone, O. Pooth, D. Roy, H. Sert, A. Stahl¹⁷

Deutsches Elektronen-Synchrotron, Hamburg, Germany

M. Aldaya Martin, T. Arndt, C. Asawatangtrakuldee, I. Babounikau, K. Beernaert, O. Behnke, U. Behrens, A. Bermúdez Martínez, D. Bertsche, A. A. Bin Anuar, K. Borras¹⁸, V. Botta, A. Campbell, P. Connor, C. Contreras-Campana, V. Danilov, A. De Wit, M. M. Defranchis, C. Diez Pardos, D. Domínguez Damiani, G. Eckerlin, T. Eichhorn, A. Elwood, E. Eren, E. Gallo¹⁹, A. Geiser, A. Grohsjean, M. Guthoff, M. Haranko, A. Harb, J. Hauk, H. Jung, M. Kasemann, J. Keaveney, C. Kleinwort, J. Knolle, D. Krücker, W. Lange, A. Lelek, T. Lenz, J. Leonard, K. Lipka, W. Lohmann²⁰, R. Mankel, I.-A. Melzer-Pellmann, A. B. Meyer, M. Meyer, M. Missiroli, G. Mittag, J. Mnich, V. Myronenko, S. K. Pflichtsch, D. Pitzl, A. Raspereza, M. Savitskyi, P. Saxena, P. Schütze, C. Schwanenberger, R. Shevchenko, A. Singh, H. Tholen, O. Turkot, A. Vagnerini, G. P. Van Onsem, R. Walsh, Y. Wen, K. Wichmann, C. Wissing, O. Zenaiev

University of Hamburg, Hamburg, Germany

R. Aggleton, S. Bein, L. Benato, A. Benecke, V. Blobel, T. Dreyer, A. Ebrahimi, E. Garutti, D. Gonzalez, P. Gunnellini, J. Haller, A. Hinzmann, A. Karavdina, G. Kasieczka, R. Klanner, R. Kogler, N. Kovalchuk, S. Kurz, V. Kutzner, J. Lange, D. Marconi, J. Multhaupt, M. Niedziela, C. E. N. Niemeyer, D. Nowatschin, A. Perieanu, A. Reimers, O. Rieger, C. Scharf, P. Schleper, S. Schumann, J. Schwandt, J. Sonneveld, H. Stadie, G. Steinbrück, F. M. Stober, M. Stöver, A. Vanhoefer, B. Vormwald, I. Zoi

Karlsruher Institut fuer Technologie, Karlsruhe, Germany

M. Akbiyik, C. Barth, M. Baselga, S. Baur, E. Butz, R. Caspart, T. Chwalek, F. Colombo, W. De Boer, A. Dierlamm, K. El Morabit, N. Faltermann, B. Freund, M. Giffels, M. A. Harrendorf, F. Hartmann¹⁷, S. M. Heindl, U. Husemann, F. Kassel¹⁷, I. Katkov¹⁵, S. Kudella, S. Mitra, M. U. Mozer, Th. Müller, M. Plagge, G. Quast, K. Rabbertz, M. Schröder, I. Shvetsov, G. Sieber, H. J. Simonis, R. Ulrich, S. Wayand, M. Weber, T. Weiler, S. Williamson, C. Wöhrmann, R. Wolf

Institute of Nuclear and Particle Physics (INPP), NCSR Demokritos, Agia Paraskevi, Greece

G. Anagnostou, G. Daskalakis, T. Gerasis, A. Kyriakis, D. Loukas, G. Paspalaki, I. Topsis-Giotis

National and Kapodistrian University of Athens, Athens, Greece

G. Karathanasis, S. Kesisoglou, P. Kontaxakis, A. Panagiotou, I. Papavergou, N. Saoulidou, E. Tziaferi, K. Vellidis

National Technical University of Athens, Athens, Greece

K. Kousouris, I. Papakrivopoulos, G. Tsipolitis

University of Ioánnina, Ioannina, Greece

I. Evangelou, C. Foudas, P. Giannelos, P. Katsoulis, P. Kokkas, S. Mallios, N. Manthos, I. Papadopoulos, E. Paradas, J. Strologas, F. A. Triantis, D. Tsitsonis

MTA-ELTE Lendület CMS Particle and Nuclear Physics Group, Eötvös Loránd University, Budapest, Hungary

M. Bartók²¹, M. Csanad, N. Filipovic, P. Major, M. I. Nagy, G. Pasztor, O. Surányi, G. I. Veres

Wigner Research Centre for Physics, Budapest, Hungary

G. Bencze, C. Hajdu, D. Horvath²², Á. Hunyadi, F. Sikler, T. Á. Vámi, V. Veszpremi, G. Vesztergombi[†]

Institute of Nuclear Research ATOMKI, Debrecen, Hungary

N. Beni, S. Czellar, J. Karancsi²³, A. Makovec, J. Molnar, Z. Szillasi

Institute of Physics, University of Debrecen, Debrecen, Hungary

P. Raics, Z. L. Trocsanyi, B. Ujvari

Indian Institute of Science (IISc), Bangalore, India

S. Choudhury, J. R. Komaragiri, P. C. Tiwari

National Institute of Science Education and Research, HBNI, Bhubaneswar, India

S. Bahinipati²⁴, C. Kar, P. Mal, K. Mandal, A. Nayak²⁵, D. K. Sahoo²⁴, S. K. Swain

Panjab University, Chandigarh, India

S. Bansal, S. B. Beri, V. Bhatnagar, S. Chauhan, R. Chawla, N. Dhingra, R. Gupta, A. Kaur, M. Kaur, S. Kaur, R. Kumar, P. Kumari, M. Lohan, A. Mehta, K. Sandeep, S. Sharma, J. B. Singh, A. K. Viridi, G. Walia

University of Delhi, Delhi, India

A. Bhardwaj, B. C. Choudhary, R. B. Garg, M. Gola, S. Keshri, Ashok Kumar, S. Malhotra, M. Naimuddin, P. Priyanka, K. Ranjan, Aashaq Shah, R. Sharma

Saha Institute of Nuclear Physics, HBNI, Kolkata, India

R. Bhardwaj²⁶, M. Bharti²⁶, R. Bhattacharya, S. Bhattacharya, U. Bhawandeep²⁶, D. Bhowmik, S. Dey, S. Dutt²⁶, S. Dutta, S. Ghosh, K. Mondal, S. Nandan, A. Purohit, P. K. Rout, A. Roy, S. Roy Chowdhury, G. Saha, S. Sarkar, M. Sharan, B. Singh²⁶, S. Thakur²⁶

Indian Institute of Technology Madras, Madras, India

P. K. Behera

Bhabha Atomic Research Centre, Mumbai, India

R. Chudasama, D. Dutta, V. Jha, V. Kumar, P. K. Netrakanti, L. M. Pant, P. Shukla

Tata Institute of Fundamental Research-A, Mumbai, India

T. Aziz, M. A. Bhat, S. Dugad, G. B. Mohanty, N. Sur, B. Sutar, RavindraKumar Verma

Tata Institute of Fundamental Research-B, Mumbai, India

S. Banerjee, S. Bhattacharya, S. Chatterjee, P. Das, M. Guchait, Sa. Jain, S. Karmakar, S. Kumar, M. Maity²⁷, G. Majumder, K. Mazumdar, N. Sahoo, T. Sarkar²⁷

Indian Institute of Science Education and Research (IISER), Pune, India

S. Chauhan, S. Dube, V. Hegde, A. Kapoor, K. Kothekar, S. Pandey, A. Rane, S. Sharma

Institute for Research in Fundamental Sciences (IPM), Tehran, Iran

S. Chenarani²⁸, E. Eskandari Tadavani, S. M. Etesami²⁸, M. Khakzad, M. Mohammadi Najafabadi, M. Naseri, F. Rezaei Hosseinabadi, B. Safarzadeh²⁹, M. Zeinali

University College Dublin, Dublin, Ireland

M. Felcini, M. Grunewald

INFN Sezione di Bari^a, Università di Bari^b, Politecnico di Bari^c, Bari, Italy

M. Abbrescia^{a,b}, C. Calabria^{a,b}, A. Colaleo^a, D. Creanza^{a,c}, L. Cristella^{a,b}, N. De Filippis^{a,c}, M. De Palma^{a,b}, A. Di Florio^{a,b}, F. Errico^{a,b}, L. Fiore^a, A. Gelmi^{a,b}, G. Iaselli^{a,c}, M. Ince^{a,b}, S. Lezki^{a,b}, G. Maggi^{a,c}, M. Maggi^a, G. Miniello^{a,b}, S. My^{a,b}, S. Nuzzo^{a,b}, A. Pompili^{a,b}, G. Pugliese^{a,c}, R. Radogna^a, A. Ranieri^a, G. Selvaggi^{a,b}, A. Sharma^a, L. Silvestris^a, R. Venditti^a, P. Verwilligen^a, G. Zito^a

INFN Sezione di Bologna^a, Università di Bologna^b, Bologna, Italy

G. Abbiendi^a, C. Battilana^{a,b}, D. Bonacorsi^{a,b}, L. Borgonovi^{a,b}, S. Braibant-Giacomelli^{a,b}, R. Campanini^{a,b}, P. Capiluppi^{a,b}, A. Castro^{a,b}, F. R. Cavallo^a, S. S. Chhibra^{a,b}, C. Ciocca^a, G. Codispoti^{a,b}, M. Cuffiani^{a,b}, G. M. Dallavalle^a, F. Fabbri^a, A. Fanfani^{a,b}, E. Fontanesi, P. Giacomelli^a, C. Grandi^a, L. Guiducci^{a,b}, S. Lo Meo^a, S. Marcellini^a, G. Masetti^a, A. Montanari^a, F. L. Navarria^{a,b}, A. Perrotta^a, F. Primavera^{a,b,17}, A. M. Rossi^{a,b}, T. Rovelli^{a,b}, G. P. Siroli^{a,b}, N. Tosi^a

INFN Sezione di Catania^a, Università di Catania^b, Catania, Italy

S. Albergo^{a,b}, A. Di Mattia^a, R. Potenza^{a,b}, A. Tricomi^{a,b}, C. Tuve^{a,b}

INFN Sezione di Firenze^a, Università di Firenze^b, Firenze, Italy

G. Barbagli^a, K. Chatterjee^{a,b}, V. Ciulli^{a,b}, C. Civinini^a, R. D'Alessandro^{a,b}, E. Focardi^{a,b}, G. Latino, P. Lenzi^{a,b}, M. Meschini^a, S. Paoletti^a, L. Russo^{a,30}, G. Sguazzoni^a, D. Strom^a, L. Viliani^a

INFN Laboratori Nazionali di Frascati, Frascati, Italy

L. Benussi, S. Bianco, F. Fabbri, D. Piccolo

INFN Sezione di Genova^a, Università di Genova^b, Genova, Italy

F. Ferro^a, F. Ravera^{a,b}, E. Robutti^a, S. Tosi^{a,b}

INFN Sezione di Milano-Bicocca^a, Università di Milano-Bicocca^b, Milan, Italy

A. Benaglia^a, A. Beschi^b, F. Brivio^{a,b}, V. Ciriolo^{a,b,17}, S. Di Guida^{a,d,17}, M. E. Dinardo^{a,b}, S. Fiorendi^{a,b}, S. Gennai^a, A. Ghezzi^{a,b}, P. Govoni^{a,b}, M. Malberti^{a,b}, S. Malvezzi^a, A. Massironi^{a,b}, D. Menasce^a, F. Monti, L. Moroni^a, M. Paganoni^{a,b}, D. Pedrini^a, S. Ragazzi^{a,b}, T. Tabarelli de Fatis^{a,b}, D. Zuolo^{a,b}

INFN Sezione di Napoli^a, Università di Napoli 'Federico II'^b, Napoli, Italy, Università della Basilicata^c, Potenza, Italy, Università G. Marconi^d, Rome, Italy

S. Buontempo^a, N. Cavallo^{a,c}, A. De Iorio^{a,b}, A. Di Crescenzo^{a,b}, F. Fabozzi^{a,c}, F. Fienga^a, G. Galati^a, A. O. M. Iorio^{a,b}, W. A. Khan^a, L. Lista^a, S. Meola^{a,d,17}, P. Paolucci^{a,17}, C. Sciacca^{a,b}, E. Voevodina^{a,b}

INFN Sezione di Padova^a, Università di Padova^b, Padova, Italy, Università di Trento^c, Trento, Italy

P. Azzi^a, N. Bacchetta^a, D. Bisello^{a,b}, A. Boletti^{a,b}, A. Bragagnolo, R. Carlin^{a,b}, P. Checchia^a, M. Dall'Osso^{a,b}, P. De Castro Manzano^a, T. Dorigo^a, U. Dosselli^a, F. Gasparini^{a,b}, U. Gasparini^{a,b}, A. Gozzelino^a, S. Y. Hoh, S. Lacaprara^a, P. Lujan, M. Margoni^{a,b}, A. T. Meneguzzo^{a,b}, J. Pazzini^{a,b}, P. Ronchese^{a,b}, R. Rossin^{a,b}, F. Simonetto^{a,b}, A. Tiko, E. Torassa^a, M. Zanetti^{a,b}, P. Zotto^{a,b}, G. Zumerle^{a,b}

INFN Sezione di Pavia^a, Università di Pavia^b, Pavia, Italy

A. Braghieri^a, A. Magnani^a, P. Montagna^{a,b}, S. P. Ratti^{a,b}, V. Re^a, M. Ressegotti^{a,b}, C. Riccardi^{a,b}, P. Salvini^a, I. Vai^{a,b}, P. Vitulo^{a,b}

INFN Sezione di Perugia^a, Università di Perugia^b, Perugia, Italy

M. Biasini^{a,b}, G. M. Bilei^a, C. Cecchi^{a,b}, D. Ciangottini^{a,b}, L. Fanò^{a,b}, P. Lariccia^{a,b}, R. Leonardi^{a,b}, E. Manoni^a, G. Mantovani^{a,b}, V. Mariani^{a,b}, M. Menichelli^a, A. Rossi^{a,b}, A. Santocchia^{a,b}, D. Spiga^a

INFN Sezione di Pisa^a, Università di Pisa^b, Scuola Normale Superiore di Pisa^c, Pisa, Italy

K. Androsov^a, P. Azzurri^a, G. Bagliesi^a, L. Bianchini^a, T. Boccali^a, L. Borrello, R. Castaldi^a, M. A. Ciocci^{a,b}, R. Dell'Orso^a, G. Fedi^a, F. Fiori^{a,c}, L. Giannini^{a,c}, A. Giassi^a, M. T. Grippo^a, F. Ligabue^{a,c}, E. Manca^{a,c}, G. Mandorli^{a,c}, A. Messineo^{a,b}, F. Palla^a, A. Rizzi^{a,b}, P. Spagnolo^a, R. Tenchini^a, G. Tonelli^{a,b}, A. Venturi^a, P. G. Verdini^a

INFN Sezione di Roma^a, Sapienza Università di Roma^b, Rome, Italy

L. Barone^{a,b}, F. Cavallari^a, M. Cipriani^{a,b}, D. Del Re^{a,b}, E. Di Marco^{a,b}, M. Diemoz^a, S. Gelli^{a,b}, E. Longo^{a,b}, B. Marzocchi^{a,b}, P. Meridiani^a, G. Organtini^{a,b}, F. Pandolfi^a, R. Paramatti^{a,b}, F. Preiato^{a,b}, S. Rahatlou^{a,b}, C. Rovelli^a, F. Santanastasio^{a,b}

INFN Sezione di Torino^a, Università di Torino^b, Torino, Italy, Università del Piemonte Orientale^c, Novara, Italy

N. Amapane^{a,b}, R. Arcidiacono^{a,c}, S. Argiro^{a,b}, M. Arneodo^{a,c}, N. Bartosik^a, R. Bellan^{a,b}, C. Biino^a, N. Cartiglia^a, F. Cenna^{a,b}, S. Cometti^a, M. Costa^{a,b}, R. Covarelli^{a,b}, N. Demaria^a, B. Kiani^{a,b}, C. Mariotti^a, S. Maselli^a, E. Migliore^{a,b}, V. Monaco^{a,b}, E. Monteil^{a,b}, M. Monteno^a, M. M. Obertino^{a,b}, L. Pacher^{a,b}, N. Pastrone^a, M. Pelliccioni^a, G. L. Pinna Angioni^{a,b}, A. Romero^{a,b}, M. Ruspa^{a,c}, R. Sacchi^{a,b}, K. Shchelina^{a,b}, V. Sola^a, A. Solano^{a,b}, D. Soldi^{a,b}, A. Staiano^a

INFN Sezione di Trieste^a, Università di Trieste^b, Trieste, Italy

S. Belforte^a, V. Candelise^{a,b}, M. Casarsa^a, F. Cossutti^a, A. Da Rold^{a,b}, G. Della Ricca^{a,b}, F. Vazzoler^{a,b}, A. Zanetti^a

Kyungpook National University, Daegu, South Korea

D. H. Kim, G. N. Kim, M. S. Kim, J. Lee, S. Lee, S. W. Lee, C. S. Moon, Y. D. Oh, S. I. Pak, S. Sekmen, D. C. Son, Y. C. Yang

Chonnam National University, Institute for Universe and Elementary Particles, Kwangju, South Korea

H. Kim, D. H. Moon, G. Oh

Hanyang University, Seoul, South Korea

B. Francois, J. Goh³¹, T. J. Kim

Korea University, Seoul, South Korea

S. Cho, S. Choi, Y. Go, D. Gyun, S. Ha, B. Hong, Y. Jo, K. Lee, K. S. Lee, S. Lee, J. Lim, S. K. Park, Y. Roh

Sejong University, Seoul, South Korea

H. S. Kim

Seoul National University, South Seoul, Korea

J. Almond, J. Kim, J. S. Kim, H. Lee, K. Lee, K. Nam, S. B. Oh, B. C. Radburn-Smith, S. h. Seo, U. K. Yang, H. D. Yoo, G. B. Yu

University of Seoul, South Seoul, Korea

D. Jeon, H. Kim, J. H. Kim, J. S. H. Lee, I. C. Park

Sungkyunkwan University, Suwon, South Korea

Y. Choi, C. Hwang, J. Lee, I. Yu

Vilnius University, Vilnius, Lithuania

V. Dudenas, A. Juodagalvis, J. Vaitkus

National Centre for Particle Physics, Universiti Malaya, Kuala Lumpur, Malaysia

I. Ahmed, Z. A. Ibrahim, M. A. B. Md Ali³², F. Mohamad Idris³³, W. A. T. Wan Abdullah, M. N. Yusli, Z. Zolkapli

Universidad de Sonora (UNISON), Hermosillo, Mexico

J. F. Benitez, A. Castaneda Hernandez, J. A. Murillo Quijada

Centro de Investigacion y de Estudios Avanzados del IPN, Mexico City, Mexico

H. Castilla-Valdez, E. De La Cruz-Burelo, M. C. Duran-Osuna, I. Heredia-De La Cruz³⁴, R. I. Rabadan-Trejo, R. Lopez-Fernandez, J. Mejia Guisao, R. I. Rabadan-Trejo, M. Ramirez-Garcia, G. Ramirez-Sanchez, R. Reyes-Almanza, A. Sanchez-Hernandez

Universidad Iberoamericana, Mexico City, Mexico

S. Carrillo Moreno, C. Oropeza Barrera, F. Vazquez Valencia

Benemerita Universidad Autonoma de Puebla, Puebla, Mexico

J. Eysermans, I. Pedraza, H. A. Salazar Ibarguen, C. Uribe Estrada

Universidad Autónoma de San Luis Potosí, San Luis Potosí, Mexico

A. Morelos Pineda

University of Auckland, Auckland, New Zealand

D. Krofcheck

University of Canterbury, Christchurch, New Zealand

S. Bheesette, P. H. Butler

National Centre for Physics, Quaid-I-Azam University, Islamabad, Pakistan

A. Ahmad, M. Ahmad, M. I. Asghar, Q. Hassan, H. R. Hoorani, A. Saddique, M. A. Shah, M. Shoaib, M. Waqas

National Centre for Nuclear Research, Swierk, Poland

H. Bialkowska, M. Bluj, B. Boimska, T. Frueboes, M. Górski, M. Kazana, M. Szleper, P. Traczyk, P. Zalewski

Institute of Experimental Physics, Faculty of Physics, University of Warsaw, Warsaw, PolandK. Bunkowski, A. Byszuk³⁵, K. Doroba, A. Kalinowski, M. Konecki, J. Krolikowski, M. Misiura, M. Olszewski, A. Pyskir, M. Walczak**Laboratório de Instrumentação e Física Experimental de Partículas, Lisbon, Portugal**

M. Araujo, P. Bargassa, C. Beirão Da Cruz E Silva, A. Di Francesco, P. Faccioli, B. Galinhas, M. Gallinaro, J. Hollar, N. Leonardo, M. V. Nemallapudi, J. Seixas, G. Strong, O. Toldaiev, D. Vadrucio, J. Varela

Joint Institute for Nuclear Research, Dubna, RussiaS. Afanasiev, P. Bunin, M. Gavrilenko, I. Golutvin, I. Gorbunov, A. Kamenev, V. Karjavine, A. Lanev, A. Malakhov, V. Matveev^{36,37}, P. Moisenz, V. Palichik, V. Perelygin, S. Shmatov, S. Shulha, N. Skatchkov, V. Smirnov, N. Voytishin, A. Zarubin**Petersburg Nuclear Physics Institute, Gatchina (St. Petersburg), Russia**V. Golovtsov, Y. Ivanov, V. Kim³⁸, E. Kuznetsova³⁹, P. Levchenko, V. Murzin, V. Oreshkin, I. Smirnov, D. Sosnov, V. Sulimov, L. Uvarov, S. Vavilov, A. Vorobyev**Institute for Nuclear Research, Moscow, Russia**

Yu. Andreev, A. Dermenev, S. Gninenko, N. Golubev, A. Karneyeu, M. Kirsanov, N. Krasnikov, A. Pashenkov, D. Tisov, A. Toropin

Institute for Theoretical and Experimental Physics, Moscow, Russia

V. Epshteyn, V. Gavrilov, N. Lychkovskaya, V. Popov, I. Pozdnyakov, G. Safronov, A. Spiridonov, A. Stepenov, V. Stolin, M. Toms, E. Vlasov, A. Zhokin

Moscow Institute of Physics and Technology, Moscow, Russia

T. Aushev

National Research Nuclear University 'Moscow Engineering Physics Institute' (MEPhI), Moscow, RussiaR. Chistov⁴⁰, M. Danilov⁴⁰, P. Parygin, D. Philippov, S. Polikarpov⁴⁰, E. Tarkovskii**P.N. Lebedev Physical Institute, Moscow, Russia**V. Andreev, M. Azarkin, I. Dremin³⁷, M. Kirakosyan, S. V. Rusakov, A. Terkulov**Skobeltsyn Institute of Nuclear Physics, Lomonosov Moscow State University, Moscow, Russia**A. Baskakov, A. Belyaev, E. Boos, M. Dubinin⁴¹, L. Dudko, A. Ershov, A. Gribushin, V. Klyukhin, O. Kodolova, I. Lokhtin, I. Miagkov, S. Obraztsov, S. Petrushanko, V. Savrin, A. Snigirev**Novosibirsk State University (NSU), Novosibirsk, Russia**A. Barnyakov⁴², V. Blinov⁴², T. Dimova⁴², L. Kardapoltsev⁴², Y. Skovpen⁴⁵**Institute for High Energy Physics of National Research Centre 'Kurchatov Institute', Protvino, Russia**

I. Azhgirey, I. Bayshev, S. Bitioukov, D. Elumakhov, A. Godizov, V. Kachanov, A. Kalinin, D. Konstantinov, P. Mandrik, V. Petrov, R. Ryutin, S. Slabospitskii, A. Sobol, S. Troshin, N. Tyurin, A. Uzunian, A. Volkov

National Research Tomsk Polytechnic University, Tomsk, Russia

A. Babaev, S. Baidali, V. Okhotnikov

University of Belgrade, Faculty of Physics and Vinca Institute of Nuclear Sciences, Belgrade, SerbiaP. Adzic⁴³, P. Cirkovic, D. Devetak, M. Dordevic, J. Milosevic

Centro de Investigaciones Energéticas Medioambientales y Tecnológicas (CIEMAT), Madrid, Spain

J. Alcaraz Maestre, A. Álvarez Fernández, I. Bachiller, M. Barrio Luna, J. A. Brochero Cifuentes, M. Cerrada, N. Colino, B. De La Cruz, A. Delgado Peris, C. Fernandez Bedoya, J. P. Fernández Ramos, J. Flix, M. C. Fouz, O. Gonzalez Lopez, S. Goy Lopez, J. M. Hernandez, M. I. Josa, D. Moran, A. Pérez-Calero Yzquierdo, J. Puerta Pelayo, I. Redondo, L. Romero, M. S. Soares, A. Triossi

Universidad Autónoma de Madrid, Madrid, Spain

C. Albajar, J. F. de Trocóniz

Universidad de Oviedo, Oviedo, Spain

J. Cuevas, C. Erice, J. Fernandez Menendez, S. Folgueras, I. Gonzalez Caballero, J. R. González Fernández, E. Palencia Cortezon, V. Rodríguez Bouza, S. Sanchez Cruz, P. Vischia, J. M. Vizán García

Instituto de Física de Cantabria (IFCA), CSIC-Universidad de Cantabria, Santander, Spain

I. J. Cabrillo, A. Calderon, B. Chazin Quero, J. Duarte Campderros, M. Fernandez, P. J. Fernández Manteca, A. García Alonso, J. Garcia-Ferrero, G. Gomez, A. Lopez Virto, J. Marco, C. Martinez Rivero, P. Martinez Ruiz del Arbol, F. Matorras, J. Piedra Gomez, C. Prieels, T. Rodrigo, A. Ruiz-Jimeno, L. Scodellaro, N. Trevisani, I. Vila, R. Vilar Cortabitarte

University of Ruhuna, Department of Physics, Matara, Sri Lanka

N. Wickramage

CERN, European Organization for Nuclear Research, Geneva, Switzerland

D. Abbaneo, B. Akgun, E. Auffray, G. Auzinger, P. Baillon, A. H. Ball, D. Barney, J. Bendavid, M. Bianco, A. Bocci, C. Botta, E. Brondolin, T. Camporesi, M. Cepeda, G. Cerminara, E. Chapon, Y. Chen, G. Cucciati, D. d'Enterria, A. Dabrowski, N. Daci, V. Daponte, A. David, A. De Roeck, N. Deelen, M. Dobson, M. Dünser, N. Dupont, A. Elliott-Peisert, P. Everaerts, F. Fallavollita⁴⁴, D. Fasanella, G. Franzoni, J. Fulcher, W. Funk, D. Gigi, A. Gilbert, K. Gill, F. Glege, M. Guilbaud, D. Gulhan, J. Hegeman, C. Heidegger, V. Innocente, A. Jafari, P. Janot, O. Karacheban²⁰, J. Kieseler, A. Kornmayer, M. Krammer¹, C. Lange, P. Lecoq, C. Lourenço, L. Malgeri, M. Mannelli, F. Meijers, J. A. Merlin, S. Mersi, E. Meschi, P. Milenovic⁴⁵, F. Moortgat, M. Mulders, J. Ngadiuba, S. Nourbakhsh, S. Orfanelli, L. Orsini, F. Pantaleo¹⁷, L. Pape, E. Perez, M. Peruzzi, A. Petrilli, G. Petrucciani, A. Pfeiffer, M. Pierini, F. M. Pitters, D. Rabady, A. Racz, T. Reis, G. Rolandi⁴⁶, M. Rovere, H. Sakulin, C. Schäfer, C. Schwick, M. Seidel, M. Selvaggi, A. Sharma, P. Silva, P. Sphicas⁴⁷, A. Stakia, J. Stegmann, M. Tosi, D. Treille, A. Tsiros, V. Veckalns⁴⁸, M. Verzetti, W. D. Zeuner

Paul Scherrer Institut, Villigen, Switzerland

L. Caminada⁴⁹, K. Deiters, W. Erdmann, R. Horisberger, Q. Ingram, H. C. Kaestli, D. Kotlinski, U. Langenegger, T. Rohe, S. A. Wiederkehr

ETH Zurich, Institute for Particle Physics and Astrophysics (IPA), Zurich, Switzerland

M. Backhaus, L. Bäni, P. Berger, N. Chernyavskaya, G. Dissertori, M. Dittmar, M. Donegà, C. Dorfer, T. A. Gómez Espinosa, C. Grab, D. Hits, T. Klijnsma, W. Luster, R. A. Manzoni, M. Marionneau, M. T. Meinhard, F. Micheli, P. Musella, F. Nessi-Tedaldi, J. Pata, F. Pauss, G. Perrin, L. Perrozzi, S. Pigazzini, M. Quittnat, C. Reissel, D. Ruini, D. A. Sanz Becerra, M. Schönberger, L. Shchutska, V. R. Tavolaro, K. Theofilatos, M. L. Vesterbacka Olsson, R. Wallny, D. H. Zhu

Universität Zürich, Zurich, Switzerland

T. K. Aarrestad, C. Amsler⁵⁰, D. Brzhechko, M. F. Canelli, A. De Cosa, R. Del Burgo, S. Donato, C. Galloni, T. Hreus, B. Kilminster, S. Leontsinis, I. Neutelings, G. Rauco, P. Robmann, D. Salerno, K. Schweiger, C. Seitz, Y. Takahashi, A. Zucchetta

National Central University, Chung-Li, Taiwan

Y. H. Chang, K. Y. Cheng, T. H. Doan, R. Khurana, C. M. Kuo, W. Lin, A. Pozdnyakov, S. S. Yu

National Taiwan University (NTU), Taipei, Taiwan

P. Chang, Y. Chao, K. F. Chen, P. H. Chen, W.-S. Hou, Arun Kumar, Y. F. Liu, R.-S. Lu, E. Paganis, A. Psallidas, A. Steen

Chulalongkorn University, Faculty of Science, Department of Physics, Bangkok, Thailand

B. Asavapibhop, N. Srimanobhas, N. Suwonjandee

Çukurova University, Physics Department, Science and Art Faculty, Adana, Turkey

A. Bat, F. Boran, S. Cerci⁵¹, S. Damarseekin, Z. S. Demiroglu, F. Dolek, C. Dozen, I. Dumanoglu, S. Girgis, G. Gokbulut, Y. Guler, E. Gurpinar, I. Hos⁵², C. Isik, E. E. Kangal⁵³, O. Kara, A. Kayis Topaksu, U. Kiminsu, M. Oglakci, G. Onengut, K. Ozdemir⁵⁴, A. Polatoz, D. Sunar Cerci⁵¹, B. Tali⁵¹, U. G. Tok, S. Turkcapar, I. S. Zorbakir, C. Zorbilmez

Middle East Technical University, Physics Department, Ankara, Turkey

B. Isildak⁵⁵, G. Karapinar⁵⁶, M. Yalvac, M. Zeyrek

Bogazici University, Istanbul, Turkey

I. O. Atakisi, E. Gülmez, M. Kaya⁵⁷, O. Kaya⁵⁸, S. Ozkorucuklu⁵⁹, S. Tekten, E. A. Yetkin⁶⁰

Istanbul Technical University, Istanbul, Turkey

M. N. Agaras, A. Cakir, K. Cankocak, Y. Komurcu, S. Sen⁶¹

Institute for Scintillation Materials of National Academy of Science of Ukraine, Kharkov, Ukraine

B. Grynyov

National Scientific Center, Kharkov Institute of Physics and Technology, Kharkov, Ukraine

L. Levchuk

University of Bristol, Bristol, United Kingdom

F. Ball, L. Beck, J. J. Brooke, D. Burns, E. Clement, D. Cussans, O. Davignon, H. Flacher, J. Goldstein, G. P. Heath, H. F. Heath, L. Kreczko, D. M. Newbold⁶², S. Paramesvaran, B. Penning, T. Sakuma, D. Smith, V. J. Smith, J. Taylor, A. Titterton

Rutherford Appleton Laboratory, Didcot, United Kingdom

K. W. Bell, A. Belyaev⁶³, C. Brew, R. M. Brown, D. Cieri, D. J. A. Cockerill, J. A. Coughlan, K. Harder, S. Harper, J. Linacre, E. Olaiya, D. Petyt, C. H. Shepherd-Themistocleous, A. Thea, I. R. Tomalin, T. Williams, W. J. Womersley

Imperial College, London, United Kingdom

R. Bainbridge, P. Bloch, J. Borg, S. Breeze, O. Buchmuller, A. Bundock, D. Colling, P. Dauncey, G. Davies, M. Della Negra, R. Di Maria, G. Hall, G. Iles, T. James, M. Komm, C. Laner, L. Lyons, A.-M. Magnan, S. Malik, A. Martelli, J. Nash⁶⁴, A. Nikitenko⁷, V. Palladino, M. Pesaresi, D. M. Raymond, A. Richards, A. Rose, E. Scott, C. Seez, A. Shtipliyski, G. Singh, M. Stoye, T. Strebler, S. Summers, A. Tapper, K. Uchida, T. Virdee¹⁷, N. Wardle, D. Winterbottom, J. Wright, S. C. Zenz

Brunel University, Uxbridge, United Kingdom

J. E. Cole, P. R. Hobson, A. Khan, P. Kyberd, C. K. Mackay, A. Morton, I. D. Reid, L. Teodorescu, S. Zahid

Baylor University, Waco, USA

K. Call, J. Dittmann, K. Hatakeyama, H. Liu, C. Madrid, B. McMaster, N. Pastika, C. Smith

Catholic University of America, Washington DC, USA

R. Bartek, A. Dominguez

The University of Alabama, Tuscaloosa, USA

A. Buccilli, S. I. Cooper, C. Henderson, P. Rumerio, C. West

Boston University, Boston, USA

D. Arcaro, T. Bose, D. Gastler, D. Pinna, D. Rankin, C. Richardson, J. Rohlf, L. Sulak, D. Zou

Brown University, Providence, USA

G. Benelli, X. Coubez, D. Cutts, M. Hadley, J. Hakala, U. Heintz, J. M. Hogan⁶⁵, K. H. M. Kwok, E. Laird, G. Landsberg, J. Lee, Z. Mao, M. Narain, S. Sagir⁶⁶, R. Syarif, E. Usai, D. Yu

University of California, Davis, Davis, USA

R. Band, C. Brainerd, R. Breedon, D. Burns, M. Calderon De La Barca Sanchez, M. Chertok, J. Conway, R. Conway, P. T. Cox, R. Erbacher, C. Flores, G. Funk, W. Ko, O. Kukral, R. Lander, M. Mulhearn, D. Pellett, J. Pilot, S. Shalhout, M. Shi, D. Stolp, D. Taylor, K. Tos, M. Tripathi, Z. Wang, F. Zhang

University of California, Los Angeles, USA

M. Bachtis, C. Bravo, R. Cousins, A. Dasgupta, A. Florent, J. Hauser, M. Ignatenko, N. Mccoll, S. Regnard, D. Saltzberg, C. Schnaible, V. Valuev

University of California, Riverside, Riverside, USA

E. Bouvier, K. Burt, R. Clare, J. W. Gary, S. M. A. Ghiasi Shirazi, G. Hanson, G. Karapostoli, E. Kennedy, F. Lacroix, O. R. Long, M. Olmedo Negrete, M. I. Paneva, W. Si, L. Wang, H. Wei, S. Wimpenny, B. R. Yates

University of California, San Diego, La Jolla, USA

J. G. Branson, P. Chang, S. Cittolin, M. Derdzinski, R. Gerosa, D. Gilbert, B. Hashemi, A. Holzner, D. Klein, G. Kole, V. Krutelyov, J. Letts, M. Masciovecchio, D. Olivito, S. Padhi, M. Pieri, M. Sani, V. Sharma, S. Simon, M. Tadel, A. Vartak, S. Wasserbaech⁶⁷, J. Wood, F. Würthwein, A. Yagil, G. Zevi Della Porta

University of California, Santa Barbara, Department of Physics, Santa Barbara, USA

N. Amin, R. Bhandari, J. Bradmiller-Feld, C. Campagnari, M. Citron, A. Dishaw, V. Dutta, M. Franco Sevilla, L. Gouskos, R. Heller, J. Incandela, A. Ovcharova, H. Qu, J. Richman, D. Stuart, I. Suarez, S. Wang, J. Yoo

California Institute of Technology, Pasadena, USA

D. Anderson, A. Bornheim, J. M. Lawhorn, H. B. Newman, T. Q. Nguyen, M. Spiropulu, J. R. Vlimant, R. Wilkinson, S. Xie, Z. Zhang, R. Y. Zhu

Carnegie Mellon University, Pittsburgh, USA

M. B. Andrews, T. Ferguson, T. Mudholkar, M. Paulini, M. Sun, I. Vorobiev, M. Weinberg

University of Colorado Boulder, Boulder, USA

J. P. Cumalat, W. T. Ford, F. Jensen, A. Johnson, M. Krohn, E. MacDonald, T. Mulholland, R. Patel, A. Perloff, K. Stenson, K. A. Ulmer, S. R. Wagner

Cornell University, Ithaca, USA

J. Alexander, J. Chaves, Y. Cheng, J. Chu, A. Datta, K. Mcdermott, N. Mirman, J. R. Patterson, D. Quach, A. Rinkevicius, A. Ryd, L. Skinnari, L. Soffi, S. M. Tan, Z. Tao, J. Thom, J. Tucker, P. Wittich, M. Zientek

Fermi National Accelerator Laboratory, Batavia, USA

S. Abdullin, M. Albrow, M. Alyari, G. Apollinari, A. Apresyan, A. Apyan, S. Banerjee, L. A. T. Bauerdick, A. Beretvas, J. Berryhill, P. C. Bhat, K. Burkett, J. N. Butler, A. Canepa, G. B. Cerati, H. W. K. Cheung, F. Chlebana, M. Cremonesi, J. Duarte, V. D. Elvira, J. Freeman, Z. Gecse, E. Gottschalk, L. Gray, D. Green, S. Grünendahl, O. Gutsche, J. Hanlon, R. M. Harris, S. Hasegawa, J. Hirschauer, Z. Hu, B. Jayatilaka, S. Jindariani, M. Johnson, U. Joshi, B. Klima, M. J. Kortelainen, B. Kreis, S. Lammel, D. Lincoln, R. Lipton, M. Liu, T. Liu, J. Lykken, K. Maeshima, J. M. Marraffino, D. Mason, P. McBride, P. Merkel, S. Mrenna, S. Nahn, V. O'Dell, K. Pedro, C. Pena, O. Prokofyev, G. Rakness, L. Ristori, A. Savoy-Navarro⁶⁸, B. Schneider, E. Sexton-Kennedy, A. Soha, W. J. Spalding, L. Spiegel, S. Stoynev, J. Strait, N. Strobbe, L. Taylor, S. Tkaczyk, N. V. Tran, L. Uplegger, E. W. Vaandering, C. Vernieri, M. Verzocchi, R. Vidal, M. Wang, H. A. Weber, A. Whitbeck

University of Florida, Gainesville, USA

D. Acosta, P. Avery, P. Bortignon, D. Bourilkov, A. Brinkerhoff, L. Cadamuro, A. Carnes, M. Carver, D. Curry, R. D. Field, S. V. Gleyzer, B. M. Joshi, J. Konigsberg, A. Korytov, K. H. Lo, P. Ma, K. Matchev, H. Mei, G. Mitselmakher, D. Rosenzweig, K. Shi, D. Sperka, J. Wang, S. Wang, X. Zuo

Florida International University, Miami, USA

Y. R. Joshi, S. Linn

Florida State University, Tallahassee, USA

A. Ackert, T. Adams, A. Askew, S. Hagopian, V. Hagopian, K. F. Johnson, T. Kolberg, G. Martinez, T. Perry, H. Prosper, A. Saha, C. Schiber, R. Yohay

Florida Institute of Technology, Melbourne, USA

M. M. Baarmand, V. Bhopatkar, S. Colafranceschi, M. Hohlmann, D. Noonan, M. Rahmani, T. Roy, F. Yumiceva

University of Illinois at Chicago (UIC), Chicago, USA

M. R. Adams, L. Apanasevich, D. Berry, R. R. Betts, R. Cavanaugh, X. Chen, S. Dittmer, O. Evdokimov, C. E. Gerber, D. A. Hangal, D. J. Hofman, K. Jung, J. Kamin, C. Mills, I. D. Sandoval Gonzalez, M. B. Tonjes, H. Trauger, N. Varelas, H. Wang, X. Wang, Z. Wu, J. Zhang

The University of Iowa, Iowa City, USA

M. Alhusseini, B. Bilki⁶⁹, W. Clarida, K. Dilsiz⁷⁰, S. Durgut, R. P. Gandrajula, M. Haytmyradov, V. Khristenko, J.-P. Merlo, A. Mestvirishvili, A. Moeller, J. Nachtman, H. Ogul⁷¹, Y. Onel, F. Ozok⁷², A. Penzo, C. Snyder, E. Tiras, J. Wetzel

Johns Hopkins University, Baltimore, USA

B. Blumenfeld, A. Cocoros, N. Eminizer, D. Fehling, L. Feng, A. V. Gritsan, W. T. Hung, P. Maksimovic, J. Roskes, U. Sarica, M. Swartz, M. Xiao, C. You

The University of Kansas, Lawrence, USA

A. Al-bataineh, P. Baringer, A. Bean, S. Boren, J. Bowen, A. Bylinkin, J. Castle, S. Khalil, A. Kropivnitskaya, D. Majumder, W. Mcbrayer, M. Murray, C. Rogan, S. Sanders, E. Schmitz, J. D. Tapia Takaki, Q. Wang

Kansas State University, Manhattan, USA

S. Duric, A. Ivanov, K. Kaadze, D. Kim, Y. Maravin, D. R. Mendis, T. Mitchell, A. Modak, A. Mohammadi, L. K. Saini, N. Skhirtladze

Lawrence Livermore National Laboratory, Livermore, USA

F. Rebassoo, D. Wright

University of Maryland, College Park, USA

A. Baden, O. Baron, A. Belloni, S. C. Eno, Y. Feng, C. Ferraioli, N. J. Hadley, S. Jabeen, G. Y. Jeng, R. G. Kellogg, J. Kunkle, A. C. Mignerey, S. Nabili, F. Ricci-Tam, Y. H. Shin, A. Skuja, S. C. Tonwar, K. Wong

Massachusetts Institute of Technology, Cambridge, USA

D. Abercrombie, B. Allen, V. Azzolini, A. Baty, G. Bauer, R. Bi, S. Brandt, W. Busza, I. A. Cali, M. D'Alfonso, Z. Demiragli, G. Gomez Ceballos, M. Goncharov, P. Harris, D. Hsu, M. Hu, Y. Iiyama, G. M. Innocenti, M. Klute, D. Kovalskyi, Y.-J. Lee, P. D. Luckey, B. Maier, A. C. Marini, C. McGinn, C. Mironov, S. Narayanan, X. Niu, C. Paus, C. Roland, G. Roland, G. S. F. Stephans, K. Sumorok, K. Tatar, D. Velicanu, J. Wang, T. W. Wang, B. Wyslouch, S. Zhaozhong

University of Minnesota, Minneapolis, USA

A. C. Benvenuti[†], R. M. Chatterjee, A. Evans, P. Hansen, J. Hiltbrand, Sh. Jain, S. Kalafut, Y. Kubota, Z. Lesko, J. Mans, N. Ruckstuhl, R. Rusack, M. A. Wadud

University of Mississippi, Oxford, USA

J. G. Acosta, S. Oliveros

University of Nebraska-Lincoln, Lincoln, USA

E. Avdeeva, K. Bloom, D. R. Claes, C. Fangmeier, F. Golf, R. Gonzalez Suarez, R. Kamalieddin, I. Kravchenko, J. Monroy, J. E. Siado, G. R. Snow, B. Stieger

State University of New York at Buffalo, Buffalo, USA

A. Godshalk, C. Harrington, I. Iashvili, A. Kharchilava, C. Mclean, D. Nguyen, A. Parker, S. Rappoccio, B. Roozbahani

Northeastern University, Boston, USA

G. Alverson, E. Barberis, C. Freer, Y. Haddad, A. Hortiangtham, D. M. Morse, T. Orimoto, R. Teixeira De Lima, T. Wamorkar, B. Wang, A. Wisecarver, D. Wood

Northwestern University, Evanston, USA

S. Bhattacharya, O. Charaf, K. A. Hahn, N. Mucia, N. Odell, M. H. Schmitt, K. Sung, M. Trovato, M. Velasco

University of Notre Dame, Notre Dame, USA

R. Bucci, N. Dev, M. Hildreth, K. Hurtado Anampa, C. Jessop, D. J. Karmgard, N. Kellams, K. Lannon, W. Li, N. Loukas, N. Marinelli, F. Meng, C. Mueller, Y. Musienko³⁶, M. Planer, A. Reinsvold, R. Ruchti, P. Siddireddy, G. Smith, S. Taroni, M. Wayne, A. Wightman, M. Wolf, A. Woodard

The Ohio State University, Columbus, USA

J. Alimena, L. Antonelli, B. Bylsma, L. S. Durkin, S. Flowers, B. Francis, A. Hart, C. Hill, W. Ji, T. Y. Ling, W. Luo, B. L. Winer

Princeton University, Princeton, USA

S. Cooperstein, P. Elmer, J. Hardenbrook, S. Higginbotham, A. Kalogeropoulos, D. Lange, M. T. Lucchini, J. Luo, D. Marlow, K. Mei, I. Ojalvo, J. Olsen, C. Palmer, P. Piroué, J. Salfeld-Nebgen, D. Stickland, C. Tully

University of Puerto Rico, Mayaguez, USA

S. Malik, S. Norberg

Purdue University, West Lafayette, USA

A. Barker, V. E. Barnes, S. Das, L. Gutay, M. Jones, A. W. Jung, A. Khatiwada, B. Mahakud, D. H. Miller, N. Neumeister, C. C. Peng, S. Piperov, H. Qiu, J. F. Schulte, J. Sun, F. Wang, R. Xiao, W. Xie

Purdue University Northwest, Hammond, USA

T. Cheng, J. Dolen, N. Parashar

Rice University, Houston, USA

Z. Chen, K. M. Ecklund, S. Freed, F. J. M. Geurts, M. Kilpatrick, W. Li, B. P. Padley, R. Redjimi, J. Roberts, J. Rorie, W. Shi, Z. Tu, J. Zabel, A. Zhang

University of Rochester, Rochester, USA

A. Bodek, P. de Barbaro, R. Demina, Y. t. Duh, J. L. Dulemba, C. Fallon, T. Ferbel, M. Galanti, A. Garcia-Bellido, J. Han, O. Hindrichs, A. Khukhunaishvili, P. Tan, R. Taus

Rutgers, The State University of New Jersey, Piscataway, USA

A. Agapitos, J. P. Chou, Y. Gershtein, E. Halkiadakis, M. Heindl, E. Hughes, S. Kaplan, R. Kunnawalkam Elayavalli, S. Kyriacou, A. Lath, R. Montalvo, K. Nash, M. Osherson, H. Saka, S. Salur, S. Schnetzer, D. Sheffield, S. Somalwar, R. Stone, S. Thomas, P. Thomassen, M. Walker

University of Tennessee, Knoxville, USA

A. G. Delannoy, J. Heideman, G. Riley, S. Spanier

Texas A & M University, College Station, USA

O. Bouhali⁷³, A. Celik, M. Dalchenko, M. De Mattia, A. Delgado, S. Dildick, R. Eusebi, J. Gilmore, T. Huang, T. Kamon⁷⁴, S. Luo, R. Mueller, D. Overton, L. Perniè, D. Rathjens, A. Safonov

Texas Tech University, Lubbock, USA

N. Akchurin, J. Damgov, F. De Guio, P. R. Duerdo, S. Kunori, K. Lamichhane, S. W. Lee, T. Mengke, S. Muthumuni, T. Peltola, S. Undleeb, I. Volobouev, Z. Wang

Vanderbilt University, Nashville, USA

S. Greene, A. Gurrola, R. Janjam, W. Johns, C. Maguire, A. Melo, H. Ni, K. Padeken, J. D. Ruiz Alvarez, P. Sheldon, S. Tuo, J. Velkovska, M. Verweij, Q. Xu

University of Virginia, Charlottesville, USA

M. W. Arenton, P. Barria, B. Cox, R. Hirosky, M. Joyce, A. Ledovsky, H. Li, C. Neu, T. Sinthuprasith, Y. Wang, E. Wolfe, F. Xia

Wayne State University, Detroit, USA

R. Harr, P. E. Karchin, N. Poudyal, J. Sturdy, P. Thapa, S. Zaleski

University of Wisconsin, Madison, Madison, WI, USA

M. Brodski, J. Buchanan, C. Caillol, D. Carlsmith, S. Dasu, L. Dodd, B. Gomber, M. Grothe, M. Herndon, A. Hervé, U. Hussain, P. Klabbers, A. Lanaro, K. Long, R. Loveless, T. Ruggles, A. Savin, V. Sharma, N. Smith, W. H. Smith, N. Woods

† Deceased

- 1: Also at Vienna University of Technology, Vienna, Austria
- 2: Also at IRFU, CEA, Université Paris-Saclay, Gif-sur-Yvette, France
- 3: Also at Universidade Estadual de Campinas, Campinas, Brazil
- 4: Also at Federal University of Rio Grande do Sul, Porto Alegre, Brazil
- 5: Also at Université Libre de Bruxelles, Bruxelles, Belgium
- 6: Also at University of Chinese Academy of Sciences, Beijing, China
- 7: Also at Institute for Theoretical and Experimental Physics, Moscow, Russia
- 8: Also at Joint Institute for Nuclear Research, Dubna, Russia
- 9: Now at Helwan University, Cairo, Egypt
- 10: Also at Zewail City of Science and Technology, Zewail, Egypt
- 11: Also at British University in Egypt, Cairo, Egypt
- 12: Now at Ain Shams University, Cairo, Egypt
- 13: Also at Department of Physics, King Abdulaziz University, Jeddah, Saudi Arabia
- 14: Also at Université de Haute Alsace, Mulhouse, France
- 15: Also at Skobeltsyn Institute of Nuclear Physics, Lomonosov Moscow State University, Moscow, Russia
- 16: Also at Tbilisi State University, Tbilisi, Georgia
- 17: Also at CERN, European Organization for Nuclear Research, Geneva, Switzerland
- 18: Also at RWTH Aachen University, III. Physikalisches Institut A, Aachen, Germany
- 19: Also at University of Hamburg, Hamburg, Germany
- 20: Also at Brandenburg University of Technology, Cottbus, Germany
- 21: Also at MTA-ELTE Lendület CMS Particle and Nuclear Physics Group, Eötvös Loránd University, Budapest, Hungary
- 22: Also at Institute of Nuclear Research ATOMKI, Debrecen, Hungary
- 23: Also at Institute of Physics, University of Debrecen, Debrecen, Hungary
- 24: Also at Indian Institute of Technology Bhubaneswar, Bhubaneswar, India
- 25: Also at Institute of Physics, Bhubaneswar, India
- 26: Also at Shoolini University, Solan, India
- 27: Also at University of Visva-Bharati, Santiniketan, India
- 28: Also at Isfahan University of Technology, Isfahan, Iran
- 29: Also at Plasma Physics Research Center, Science and Research Branch, Islamic Azad University, Tehran, Iran
- 30: Also at Università degli Studi di Siena, Siena, Italy
- 31: Also at Kyunghee University, Seoul, Korea
- 32: Also at International Islamic University of Malaysia, Kuala Lumpur, Malaysia
- 33: Also at Malaysian Nuclear Agency, MOSTI, Kajang, Malaysia
- 34: Also at Consejo Nacional de Ciencia y Tecnología, Mexico city, Mexico
- 35: Also at Warsaw University of Technology, Institute of Electronic Systems, Warsaw, Poland
- 36: Also at Institute for Nuclear Research, Moscow, Russia
- 37: Now at National Research Nuclear University 'Moscow Engineering Physics Institute' (MEPhI), Moscow, Russia
- 38: Also at St. Petersburg State Polytechnical University, St. Petersburg, Russia
- 39: Also at University of Florida, Gainesville, USA
- 40: Also at P.N. Lebedev Physical Institute, Moscow, Russia
- 41: Also at California Institute of Technology, Pasadena, USA
- 42: Also at Budker Institute of Nuclear Physics, Novosibirsk, Russia
- 43: Also at Faculty of Physics, University of Belgrade, Belgrade, Serbia
- 44: Also at INFN Sezione di Pavia ^a, Università di Pavia ^b, Pavia, Italy
- 45: Also at University of Belgrade, Faculty of Physics and Vinca Institute of Nuclear Sciences, Belgrade, Serbia
- 46: Also at Scuola Normale e Sezione dell'INFN, Pisa, Italy
- 47: Also at National and Kapodistrian University of Athens, Athens, Greece

- 48: Also at Riga Technical University, Riga, Latvia
49: Also at Universität Zürich, Zurich, Switzerland
50: Also at Stefan Meyer Institute for Subatomic Physics (SMI), Vienna, Austria
51: Also at Adiyaman University, Adiyaman, Turkey
52: Also at Istanbul Aydin University, Istanbul, Turkey
53: Also at Mersin University, Mersin, Turkey
54: Also at Piri Reis University, Istanbul, Turkey
55: Also at Ozyegin University, Istanbul, Turkey
56: Also at Izmir Institute of Technology, Izmir, Turkey
57: Also at Marmara University, Istanbul, Turkey
58: Also at Kafkas University, Kars, Turkey
59: Also at Istanbul University, Faculty of Science, Istanbul, Turkey
60: Also at Istanbul Bilgi University, Istanbul, Turkey
61: Also at Hacettepe University, Ankara, Turkey
62: Also at Rutherford Appleton Laboratory, Didcot, United Kingdom
63: Also at School of Physics and Astronomy, University of Southampton, Southampton, UK
64: Also at Monash University, Faculty of Science, Clayton, Australia
65: Also at Bethel University, St. Paul, USA
66: Also at Karamanoğlu Mehmetbey University, Karaman, Turkey
67: Also at Utah Valley University, Orem, USA
68: Also at Purdue University, West Lafayette, USA
69: Also at Beykent University, Istanbul, Turkey
70: Also at Bingol University, Bingol, Turkey
71: Also at Sinop University, Sinop, Turkey
72: Also at Mimar Sinan University, Istanbul, Istanbul, Turkey
73: Also at Texas A&M University at Qatar, Doha, Qatar
74: Also at Kyungpook National University, Daegu, Korea