

Transversity and Λ polarization at COMPASS

Andrea Moretti

on behalf of the COMPASS Collaboration

University of Trieste and INFN Trieste Section

E-mail: andrea.moretti@ts.infn.it

The study of Λ polarization in Semi-Inclusive Deep Inelastic Scattering (SIDIS) with a transversely polarized target has often been suggested as a privileged way to access transversity, as the initial quark polarization can be transmitted to the hyperon and then observed via its weak decay. COMPASS measured the Λ transversity-induced polarization as a function of Bjorken x , of the fraction z of the longitudinal momentum of the fragmenting quark carried by the Λ and of the Λ transverse momentum P_T . The results are compatible with zero in all regions of phase space. Under the hypothesis that transversity is a valence object, the previous knowledge of the transversity function allows to get information on the ratio of polarized and unpolarized z -integrated Λ fragmentation functions. On the other hand, if the Λ polarization is entirely due to the s quark, or if a quark-diquark model is applied, information can be obtained on the s quark transversity function.

*23rd International Spin Physics Symposium - SPIN2018 -
10-14 September, 2018
Ferrara, Italy*

1. Introduction

The transverse polarization of neutral Λ hyperons produced in SIDIS off transversely polarized nucleons was often indicated in the past as a promising channel to access transversity [1, 2, 3, 4, 5]. If transversity is different from zero, the polarization of the fragmenting quark can in principle be transmitted to the final state hadron. Among all hadrons, Λ hyperons are the most suited to polarimetry studies due to their self-analyzing weak decay, that allows to reconstruct the polarization P_Λ through an angular asymmetry of the decay products:

$$\frac{dN}{d\cos\theta} \propto 1 + \alpha P_\Lambda \cos\theta \quad (1.1)$$

where $\alpha = 0.642 \pm 0.013$ is the weak decay constant and θ is the proton emission angle with respect to the quantization axis, as calculated in the Λ rest frame [6]. For $\bar{\Lambda}$ s, the same relation holds for the antiproton, but with opposite sign of α . In the current fragmentation region, at leading twist and in collinear approximation, the measured polarization for direct production P_Λ^{exp} with respect to the outgoing quark spin can be written as [2, 7, 8]:

$$P_\Lambda^{exp}(x, z) = f p_t D_{NN} \frac{\sum_{q(\bar{q})} e_q^2 h_1^q(x) H_1^{\Lambda/q}(z)}{\sum_{q(\bar{q})} e_q^2 f_1^q(x) D_1^{\Lambda/q}(z)} \quad (1.2)$$

where f is the dilution factor, p_t the target polarization and $D_{NN} = \frac{2(1-y)}{1+(1-y)^2}$ is the QED depolarization factor, being y the fractional energy of the virtual photon. If the intrinsic transverse momentum k_T of the initial quark is taken into account, the expression for P_Λ involves more terms [9].

Studies on Λ transversity-induced polarization have been performed in COMPASS using data collected in 2002-2004 with a transversely polarized deuteron target. However, due to limitations in statistics and spectrometer acceptance, and to the lack of particle identification for large part of the data set, the results of that analysis [10] are not considered now. The analysis presented here supersedes a previous study based on 2007 data only [11]. It has been performed using the COMPASS data collected both in 2007 and 2010 with a 160 GeV/c longitudinally polarized muon beam from the CERN SPS and a transversely polarized NH_3 target with proton polarization $\langle p_t \rangle \approx 0.8$ and dilution factor $\langle f \rangle \approx 0.15$.

2. Results

2.1 Data selection

DIS events have been selected asking for the photon virtuality $Q^2 > 1$ (GeV/c)², Bjorken variable $x > 0.003$, $0.1 < y < 0.9$ and final state hadronic mass $W > 5$ GeV/c². The reconstruction of Λ s and $\bar{\Lambda}$ s relied on the identification of secondary vertices V^0 with two outgoing oppositely charged tracks ($\Lambda \rightarrow p\pi^-$, $\bar{\Lambda} \rightarrow \bar{p}\pi^+$; branching ratio $BR = 63.9\%$), well separated from the primary vertex, which includes the incoming and outgoing muons. The long lifetime ($\tau = 2.632 \pm 0.020 \cdot 10^{-10}$ s) ensures a good separation between primary and secondary vertices. Momenta higher than 1 GeV/c

have been required for the outgoing particles to ensure a good quality of the reconstructed tracks. Also, a limit has been set on the angle θ_{coll} between the reconstructed line of flight \vec{p}_{V^0} and the vector linking primary and secondary vertex \vec{v} :

$$\theta_{coll} = \arccos\left(\frac{\vec{p}_{V^0} \cdot \vec{v}}{|\vec{p}_{V^0}| |\vec{v}|}\right) < 7 \text{ mrad.} \quad (2.1)$$

To suppress the contribution to the V^0 sample coming from photon conversion into e^+e^- pairs, the transverse momentum p_T of each decay particle with respect to the V^0 line of flight had to be larger than 23 MeV/c. The RICH information has been used to reject all Λ ($\bar{\Lambda}$) candidates with an identified e^+ , π^+ or K^+ (respectively e^- , π^- and K^-). This vetoing allowed to maximize the Λ ($\bar{\Lambda}$) sample while keeping the signal-over-background ratio relatively low.

The Armenteros plot [12, 13] for candidates surviving all the selection steps (except for the mass cut) is shown in Figure 1. The K_s^0 contribution, still visible as the large, symmetric arc centered at zero, is further reduced with a cut on the invariant mass of the pair. A selection of the left and right part of the Armenteros plot (Figure 2), based on the sign of the longitudinal momentum asymmetry $\frac{p_L^+ - p_L^-}{p_L^+ + p_L^-}$, allows to separate $\bar{\Lambda}$ s (on the left) from Λ s (on the right). The quantities p_L^+ and p_L^- indicate the longitudinal momentum with respect to the V^0 line of flight of the positive and negative decay particle respectively. In Figure 2 the Λ and $\bar{\Lambda}$ invariant mass spectra, before the mass cut, are given together with the corresponding section of the Armenteros plot. Depending on the kinematic bin, the signal-over-background ratio ranges from 5.7 to 54.9. The invariant mass spectra have been fitted with a superposition of a gaussian function and a constant term. Background has been evaluated with the sideband method considering two equally wide intervals on the left and on the right of the mass peak. Candidates have been selected within a $\pm 3\sigma$ range, where $\sigma = 2.45 \text{ MeV}/c^2$. The total statistics after background subtraction is given in Table 1.

A significant fraction of Λ particles originates from the decay of heavier hyperons. It has been estimated with LEPTO [14] that in the COMPASS regime 63% of the produced Λ s and 68% of $\bar{\Lambda}$ s originate from direct string fragmentation. In this analysis candidates coming from indirect production contribute to the measured polarization, but no attempt has been made to estimate their contribution to the systematic error.

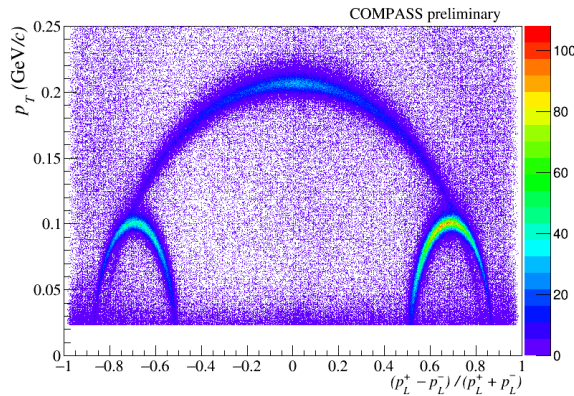


Figure 1: Armenteros plot after all but mass cut.

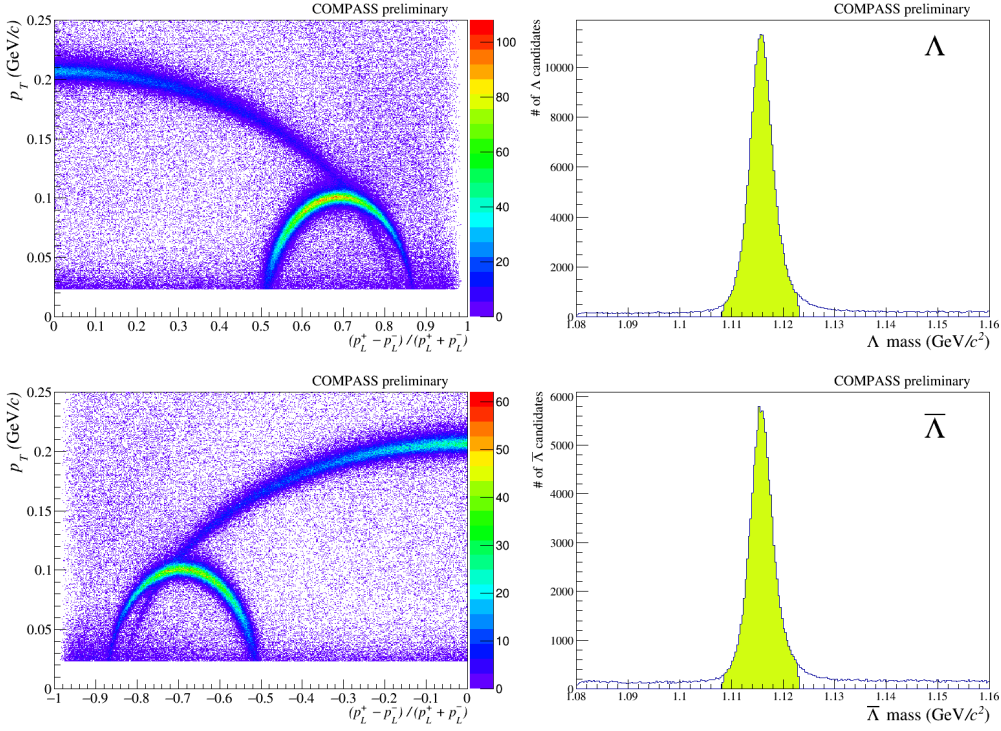


Figure 2: Armenteros plot after all but mass cut for positive and negative longitudinal momentum asymmetry, together with the corresponding invariant masses. Filled areas indicate candidates inside the 3σ cuts.

year	Λ	$\bar{\Lambda}$
2007	$95\,125 \pm 315$	$44\,911 \pm 227$
2010	$201\,421 \pm 466$	$99\,552 \pm 336$
total	$296\,546 \pm 562$	$144\,463 \pm 405$

Table 1: Partial and total statistics for Λ and $\bar{\Lambda}$ candidates after background subtraction.

2.2 Extraction of Λ ($\bar{\Lambda}$) polarization

The data have been collected by using simultaneously three target cells with the first and the last cells (each half of the length of the central cell) oppositely polarized with respect to the central one. By suitably combining the data, instrumental asymmetries could be limited to negligible values. The principle of the measurement and the data analysis are already described in several publications [15, 16] and will not be repeated here.

We measured the Λ polarization along the spin of the fragmenting quark, the determination of the quantization axis being done on a event-by-event basis. The initial quark spin, assumed to be aligned to the nucleon spin, is vertical in the laboratory frame. Its transverse part has azimuthal angle in the gamma-nucleon system ϕ_S and zero polar angle. The spin of the quark after the

interaction with the virtual photon is reflected with respect to the normal to the scattering plane [8]: $\phi'_S = \phi_S + \pi$. For direct production, the azimuthal angle of the spin of the final state hyperon is assumed aligned with ϕ'_S . The number of Λ s emitting a proton in a given $\cos \theta$ range as measured in the Λ rest frame, from a given target cell with a given direction of the target polarization can be expressed as:

$$\mathcal{N}_i^{(\prime)} = \Phi_i^{(\prime)} \rho_i^{(\prime)} \bar{\sigma} (1 \pm \alpha P_\Lambda^{exp} \cos \theta) A_i^{(\prime)}(\cos \theta) \quad (2.2)$$

with $i = 1, 2$ indicating either the central or the outer cells respectively, $\Phi_i^{(\prime)}$ the muon flux, $\rho_i^{(\prime)}$ the number of nucleons per cm^2 in the target, $\bar{\sigma}$ the cross section for the production of Λ s and $A_i^{(\prime)}(\cos \theta)$ the acceptance term, which includes both geometrical acceptance and spectrometer efficiency. Primed quantities refer to subperiods taken after polarization reversal. After background subtraction, the four quantities \mathcal{N} of Equation 2.2 are combined into a single quantity, the *double ratio* $\varepsilon = \frac{\mathcal{N}_1 \mathcal{N}'_2}{\mathcal{N}'_1 \mathcal{N}_2}$. The flux cancels in the double ratio; acceptances also cancel, under the hypothesis that the ratio of acceptances between the different target cells remains constant, for small variations of the apparatus performances (the so-called "reasonable assumption" [17]). As a result, for small values of αP_Λ , we can write:

$$\varepsilon = \frac{\mathcal{N}_1 \mathcal{N}'_2}{\mathcal{N}'_1 \mathcal{N}_2} \approx 1 + 4\alpha P_\Lambda^{exp} \cos \theta. \quad (2.3)$$

For each kinematic bin in x , z and P_T the data sample was divided into eight $\cos \theta$ bins and P_Λ^{exp} extracted with a linear fit of the quantities ε_j , with $j = 1, \dots, 8$. The Λ and $\bar{\Lambda}$ polarizations have been measured in the following cases:

- all candidates considered;
- high z region: $z > 0.2$ and $x_F > 0$, where x_F is the Feynman scaling variable;
- low z region: $z < 0.2$ or $x_F < 0$;
- high x region: $x > 0.032$, where transversity for u and d quarks is known to be different from zero;
- low x region: $x < 0.032$;
- high P_T region: $P_T > 0.5 \text{ GeV}/c$;
- low P_T region: $P_T < 0.5 \text{ GeV}/c$.

Polarizations have been found compatible with zero within the experimental errors in all regions. Polarizations for the "all candidates" case are given, divided by $f p_T D_{NN}$, in Figure 3. Polarization as function of x is presented for the high- z region in Figure 4.

Systematic errors are both multiplicative and additive. In the former category, the main contribution comes from the uncertainty on the dilution factor f ; the uncertainty on mean values of the target polarization, almost negligible for 2010 data only, is on average (2007+2010) smaller than 1%, while the relative uncertainty on the weak decay constant α is 2%. The uncertainty on the depolarization factor D_{NN} is negligible. Several tests have been performed to estimate the additive contribution to systematic errors, namely period compatibility, K_S^0 polarization and false polarization. The overall systematic error is estimated to be 80% of the statistical one.

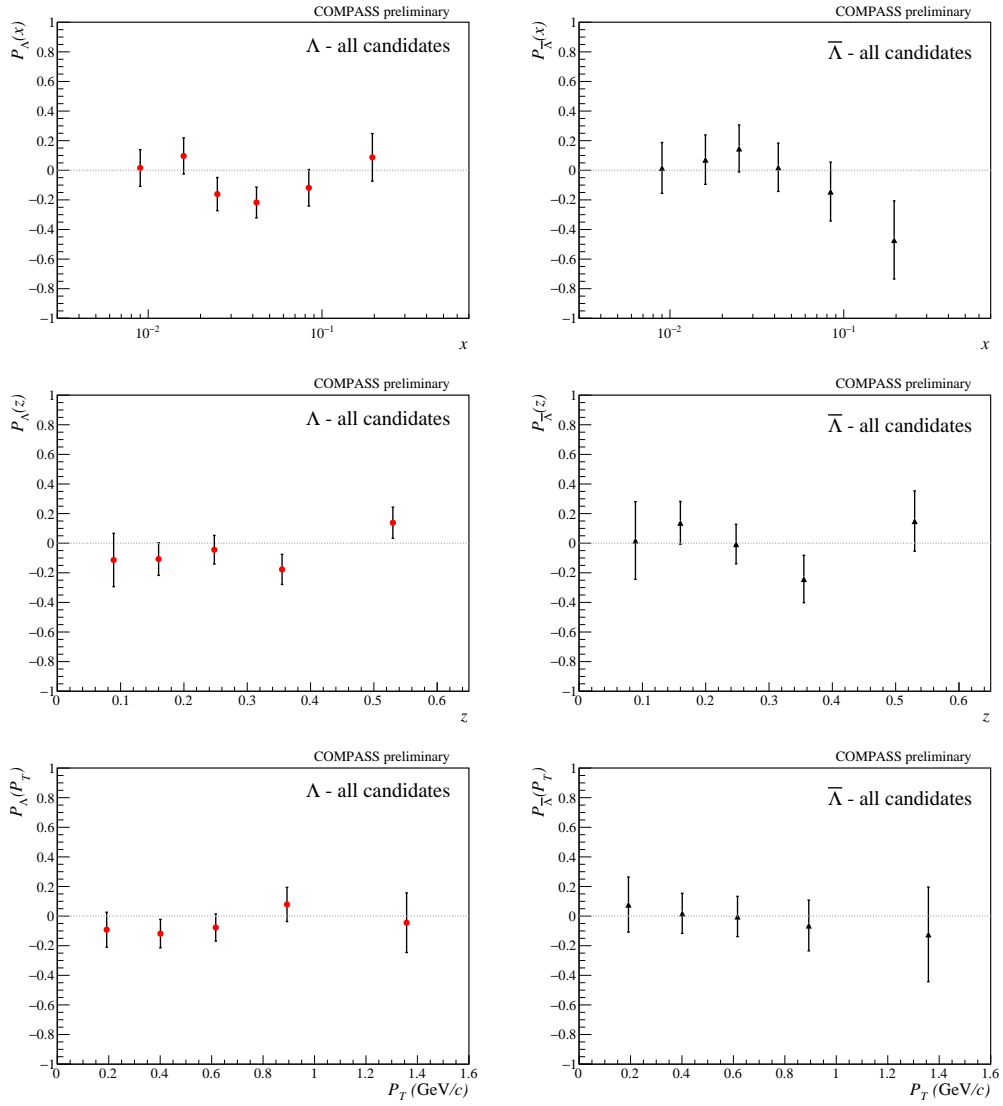


Figure 3: Polarizations for the "all candidates" case. Uncertainties are statistical only.

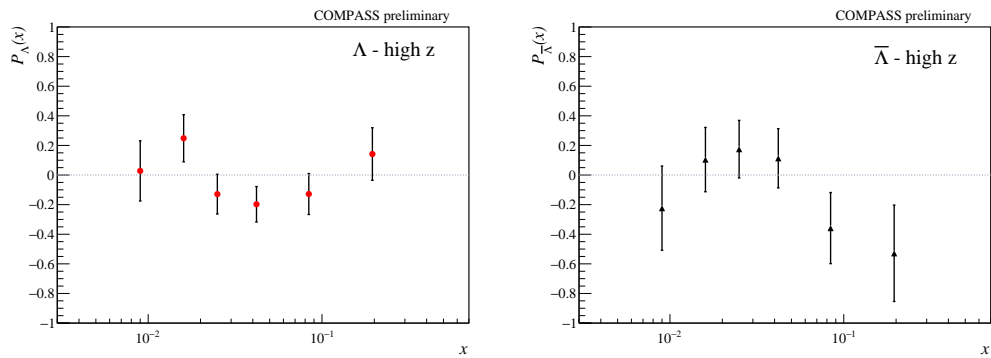


Figure 4: Polarizations for the "high z" case. Uncertainties are statistical only.

3. Interpretation

The transversity-induced polarization of Λ hyperons in the current fragmentation region can be written as:

$$P_\Lambda(x, z) = \frac{\sum_{q(\bar{q})} e_q^2 h_1^{q(\bar{q})}(x) H_1^{\Lambda/q(\bar{q})}(z)}{\sum_{q(\bar{q})} e_q^2 f_1^{q(\bar{q})}(x) D_1^{\Lambda/q(\bar{q})}(z)}. \quad (3.1)$$

Values of h_1^u and h_1^d , as extracted by a global analysis of SIDIS and e^+e^- data, are sizably different from zero in the valence region, while for \bar{u} and \bar{d} they are compatible with zero [18]. Assuming that the contribution to P_Λ from the \bar{s} quark is also negligible, the numerator of Equation 3.1 gets simplified in this way:

$$\sum_{q(\bar{q})} e_q^2 h_1^{q(\bar{q})}(x) H_1^{\Lambda/q(\bar{q})}(z) \approx \sum_{q=uds} e_q^2 h_1^q(x) H_1^{\Lambda/q}(z). \quad (3.2)$$

Neglecting the antiquarks contributions to the unpolarized Λ fragmentation process, the denominator of Equation 3.1 can be rewritten as:

$$\sum_{q(\bar{q})} e_q^2 f_1^{q(\bar{q})}(x) D_1^{\Lambda/q(\bar{q})}(z) \approx \sum_{q=uds} e_q^2 f_1^q(x) D_1^{\Lambda/q}(z). \quad (3.3)$$

Isospin symmetry fixes $D_1^{\Lambda/d} = D_1^{\Lambda/u}$ and $H_1^{\Lambda/d} = H_1^{\Lambda/u}$. As for the s fragmentation functions, a naive approach suggests $D_1^{\Lambda/s} = c_1 D_1^{\Lambda/u}$, being c_1 a constant. The quantity $1/c_1$ is often referred to as *strangeness suppression factor*; in [19] its value, obtained from a fit of experimental data for production of baryon in e^+e^- , is $\lambda_\Lambda = 1/c_1 \approx 0.44$. With these simplifications, Equation 3.1 turns into:

$$P_\Lambda(x, z) = \frac{[4h_1^u(x) + h_1^d(x)] H_1^{\Lambda/u}(z) + h_1^s(x) H_1^{\Lambda/s}(z)}{[4f_1^u(x) + f_1^d(x) + c_1 f_1^s(x)] D_1^{\Lambda/u}(z)}. \quad (3.4)$$

Several scenarios have been suggested to interpret Λ polarization (see e.g. [20]). Here we choose three different options:

- transversity is a valence object;
- polarization is entirely carried by the s quark;
- quark-diquark model holds.

We referred to the CTEQ5D library [21] for the unpolarized parton distribution functions and to previous extractions of transversity for u and d quarks [18], properly fitted and extrapolated to the x and Q^2 values of interest for this analysis. The statistical uncertainty at the maximum of h_1^u and h_1^d amounts to less than 5%; for a detailed study see [22].

- case 1: *Transversity is a valence object*

If transversity is a valence object, then $h_1^s \approx 0$ and the measurement of $P_\Lambda(x)$ allows to extract the ratio \mathcal{R} of the z -integrated fragmentation function $H_1^{\Lambda/u}/D_1^{\Lambda/u}$:

$$\mathcal{R}(x) = \frac{\int dz H_1^{\Lambda/u}(z)}{\int dz D_1^{\Lambda/u}(z)} = \frac{4f_1^u(x) + f_1^d(x) + c_1 f_1^s(x)}{4h_1^u(x) + h_1^d(x)} P_\Lambda(x). \quad (3.5)$$

In the following Table 2 the mean value of \mathcal{R} is given for three values of c_1 . The results, which show a weak dependence on c_1 , are all negative and compatible with zero.

c_1	$\langle \mathcal{R} \rangle \pm \sigma_{\langle \mathcal{R} \rangle}$
2	-0.39 ± 0.73
3	-0.38 ± 0.75
4	-0.37 ± 0.76

Table 2: Mean value $\langle \mathcal{R} \rangle$ for three choices of c_1 . Uncertainties are statistical only.

- case 2: *Polarization carried by s quark only*

If the transversity-induced polarization P_Λ is entirely due to the s quark, as from the SU(3) non relativistic quark model, $H_1^{\Lambda/u}$ can be neglected in favour of a $H_1^{\Lambda/s}$ contribution almost the same size of $D_1^{\Lambda/s}$, giving:

$$\begin{aligned} P_\Lambda(x, z) &= \frac{h_1^s(x) H_1^{\Lambda/s}(z)}{[4f_1^u(x) + f_1^d(x) + c_1 f_1^s(x)] \frac{1}{c_1} D_1^{\Lambda/s}(z)} \\ &\approx \frac{c_1 h_1^s(x)}{4f_1^u(x) + f_1^d(x) + c_1 f_1^s(x)}. \end{aligned} \quad (3.6)$$

With a simple rearrangement of the terms, the transversity of the s quark can be extracted. In Figure 5 the quantity $xh_1^s(x)$ is given for various c_1 's and compared to the fitted $xh_1^u(x)$ distribution.

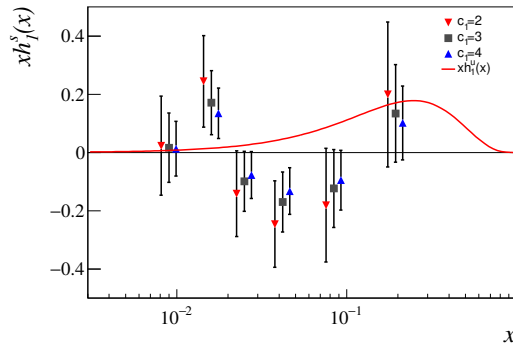


Figure 5: Extracted values of $xh_1^s(x)$ for the three options $c_1 = 2, 3, 4$. The u quark transversity curve is drawn for comparison. Uncertainties are statistical only.

- case 3: *Quark-diquark model*

Within the framework of the Yang quark-diquark model [23, 24], the quark-to- Λ unpolarized fragmentation function are written using $a_D^q(z)$ terms, where D can be either a "scalar" (S) or a "vector" (V) according to the spin configuration of the emitted anti-diquark. Analogously, transversely polarized fragmentation functions are modeled via $\hat{a}_D^q(z)$ terms. Both $a_D^q(z)$ and $\hat{a}_D^q(z)$ terms enter into the definition of the calculable flavour structure functions $F^{(u/s)}$ and the spin structure functions \hat{W} . In this model the Λ polarization can be written as:

$$P_\Lambda(x, z) = \frac{(4h_1^u(x) + h_1^d(x)) \cdot \frac{1}{4} [\hat{W}_S^{(u)}(z)F_S^{(u/s)}(z) - \hat{W}_V^{(u)}(z)F_M^{(u/s)}(z)] + h_1^s(x)\hat{W}_S^{(s)}(z)}{(4f_1^u(x) + f_1^d(x)) \cdot \frac{1}{4} [F_S^{(u/s)}(z) + 3F_M^{(u/s)}(z)] + f_1^s(x)} \quad (3.7)$$

Here, $F_S^{(u/s)}(z) = a_S^{(u)}(z)/a_S^{(s)}(z)$, $F_M^{(u/s)}(z) = a_V^{(u)}(z)/a_S^{(s)}(z)$ and $\hat{W}_D^q(z) = \hat{a}_D^{(q)}(z)/a_D^{(q)}(z)$. Information on $h_1^s(x)$ has been obtained by integrating over z the previous expression in each x bin. The values of $xh_1^s(x)$, as predicted by the Yang model and based on the measured Λ polarization, are shown in Figure 6. An average value has been taken for the scalar and vector diquarks containing or not a strange quark.

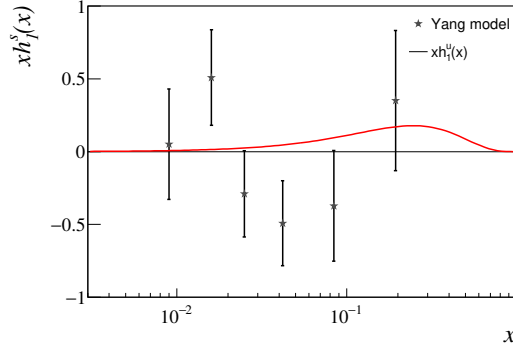


Figure 6: Extracted values of $xh_1^s(x)$ according to Yang's quark-diquark model. The u quark transversity curve is drawn for comparison. Uncertainties are statistical only.

4. Summary

The transversity-induced polarization has been measured in COMPASS for Λ and $\bar{\Lambda}$ hyperons using a transversely polarized proton target and a 160 GeV/c muon beam and found compatible with zero in various kinematic regions. All the COMPASS data, namely all the existing data in the world suitable for this measurement, have been used. Still, the statistical uncertainty on the measured polarization is rather large and it is not possible to draw definite conclusions. Under the hypothesis that transversity is a valence object, the data have been used to investigate the ratio of the z -integrated polarized and unpolarized fragmentation function. If instead a non relativistic SU(3) quark model or a quark-diquark model are considered, some information can be derived on the transversity distribution for the s quark.

References

- [1] F. Baldracchini, N. S. Craigie, V. Roberto and M. Socolovsky, *A Survey of Polarization Asymmetries Predicted by QCD*, *Fortsch. Phys.* **30** (1981) 505.
- [2] X. Artru and M. Mekhfi, *What can we learn from unpolarized and polarized electroproduction of fast baryons?*, *Nucl. Phys.* **A532** (1991) 351.
- [3] R. A. Kunne, J. Arvieux, P. A. M. Guichon, J. M. Laget, F. Kunne, B. Saghai et al., *Electroproduction of polarized Lambdas (a proposal for the European Electron Facility)*, *Italian Phys. Soc. Proc.* **44** (1993) 401.
- [4] M. Anselmino, *Transversity and Lambda polarization*, in *Workshop on Future Physics at COMPASS Geneva, Switzerland, September 26-27, 2002, 2003*, [hep-ph/0302008](#).
- [5] H. Avakian, A. Bressan and M. Contalbrigo, *Experimental results on TMDs*, *Eur. Phys. J.* **A52** (2016) 150.
- [6] E. D. Commins and P. H. Bucksbaum, *Weak Interactions of Leptons and Quarks*. 1983.
- [7] P. J. Mulders and R. D. Tangerman, *The complete tree level result up to order $1/Q$ for polarized deep inelastic leptonproduction*, *Nucl. Phys.* **B461** (1996) 197 [[hep-ph/9510301](#)].
- [8] V. Barone and P. G. Ratcliffe, *Transverse spin physics*. 2003.
- [9] D. Boer, R. Jakob and P. J. Mulders, *Angular dependences in electroweak semiinclusive leptonproduction*, *Nucl. Phys.* **B564** (2000) 471 [[hep-ph/9907504](#)].
- [10] A. Ferrero on behalf of the COMPASS Collaboration, *Measurement of transverse Λ and $\bar{\Lambda}$ polarization at COMPASS*, *AIP Conference Proceedings* **915** (2007) 436.
- [11] T. Negrini on behalf of the COMPASS Collaboration, *Lambda polarization with a transversely polarized proton target at the COMPASS experiment*, *AIP Conf. Proc.* **1149** (2009) 656.
- [12] J. Podolanski and R. Armenteros, *III. analysis of V-events*, *The London, Edinburgh, and Dublin Philosophical Magazine and Journal of Science* **45** (1954) 13.

- [13] R. Armenteros, K. Barker, C. Butler, A. Cachon and C. York, *LVI. The properties of charged V-particles*, *The London, Edinburgh, and Dublin Philosophical Magazine and Journal of Science* **43** (1952) 597.
- [14] C. Adolph et al. (COMPASS Collaboration), *Study of $\Sigma(1385)$ and $\Xi(1321)$ hyperon and antihyperon production in deep inelastic muon scattering*, *Eur. Phys. J.* **C73** (2013) 2581 [1304.0952].
- [15] M. G. Alekseev et al. (COMPASS Collaboration), *Measurement of the Collins and Sivers asymmetries on transversely polarised protons*, *Phys. Lett.* **B692** (2010) 240 [1005.5609].
- [16] C. Adolph et al. (COMPASS Collaboration), *Experimental investigation of transverse spin asymmetries in muon-p SIDIS processes: Collins asymmetries*, *Phys. Lett.* **B717** (2012) 376 [1205.5121].
- [17] E. S. Ageev et al. (COMPASS Collaboration), *A New measurement of the Collins and Sivers asymmetries on a transversely polarised deuteron target*, *Nucl. Phys.* **B765** (2007) 31 [hep-ex/0610068].
- [18] A. Martin, F. Bradamante and V. Barone, *Extracting the transversity distributions from single-hadron and dihadron production*, *Phys. Rev.* **D91** (2015) 014034 [1412.5946].
- [19] J.-J. Yang, *Flavor and spin structure of quark fragmentation functions in a diquark model for octet baryons*, *Phys. Rev.* **D65** (2002) 094035.
- [20] M. Anselmino, M. Boglione and F. Murgia, *Lambda and anti-Lambda polarization in polarized DIS*, *Phys. Lett.* **B481** (2000) 253 [hep-ph/0001307].
- [21] A. Buckley, J. Ferrando, S. Lloyd, K. Nordström, B. Page, M. Rűfenacht et al., *LHAPDF6: parton density access in the LHC precision era*, *Eur. Phys. J.* **C75** (2015) 132 [1412.7420].
- [22] F. Bradamante on behalf of the COMPASS Collaboration, *The future SIDIS measurement on transversely polarized deuterons by the COMPASS Collaboration, these Proceedings*.
- [23] J.-J. Yang, *$q \rightarrow \Lambda$ fragmentation function and nucleon transversity distribution in a diquark model*, *Nucl. Phys.* **A699** (2002) 562 [hep-ph/0111382].
- [24] R. Jakob, P. J. Mulders and J. Rodrigues, *Modeling quark distribution and fragmentation functions*, *Nucl. Phys.* **A626** (1997) 937 [hep-ph/9704335].