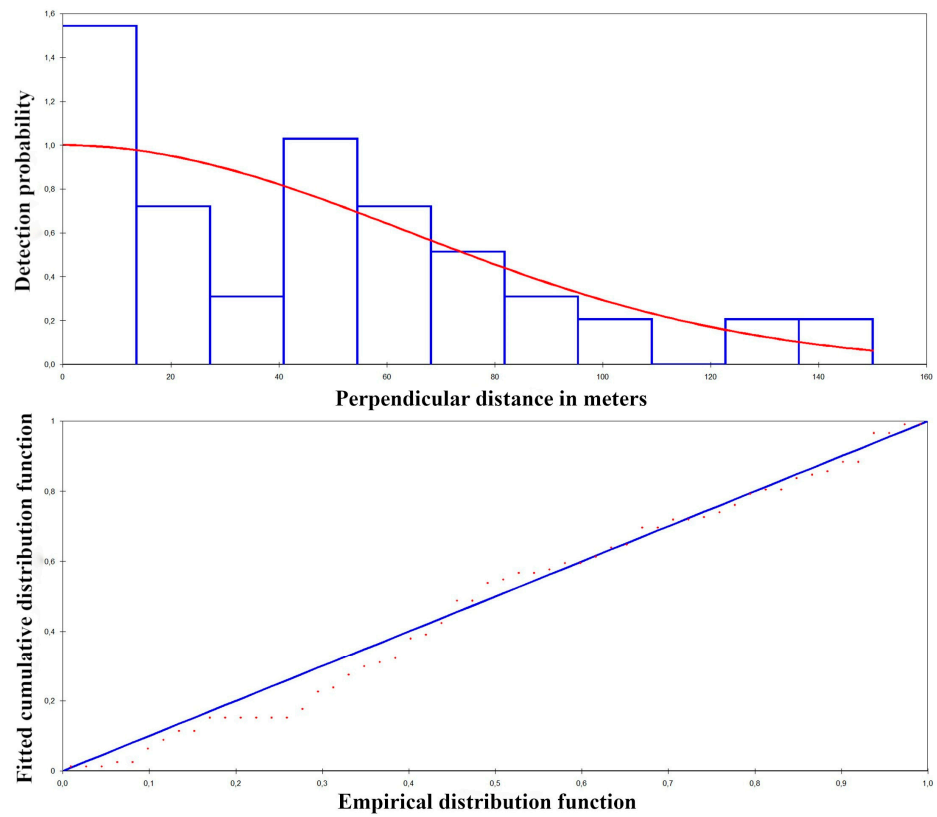
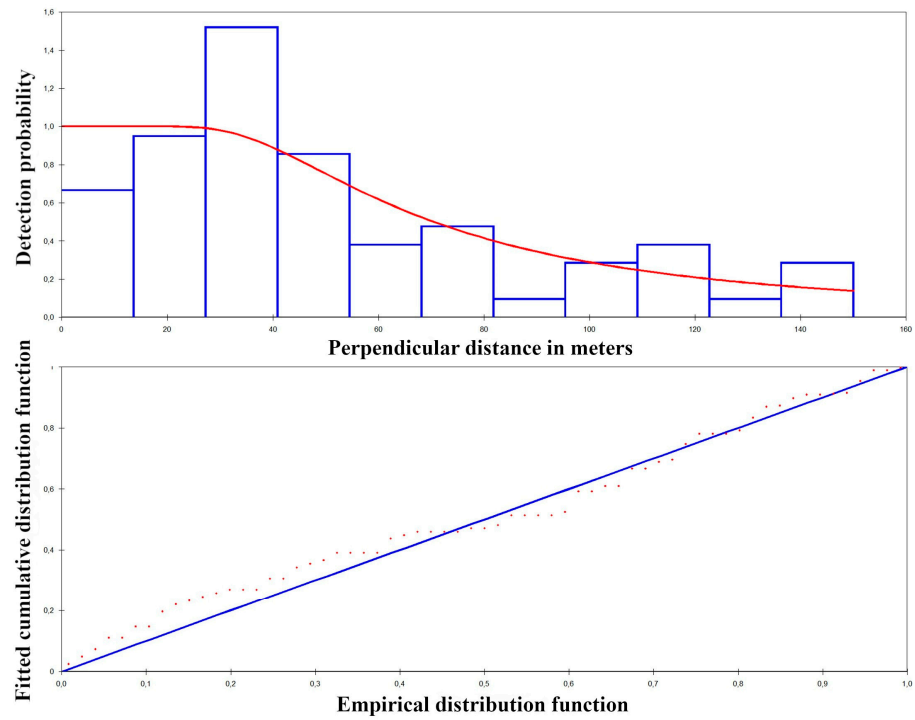


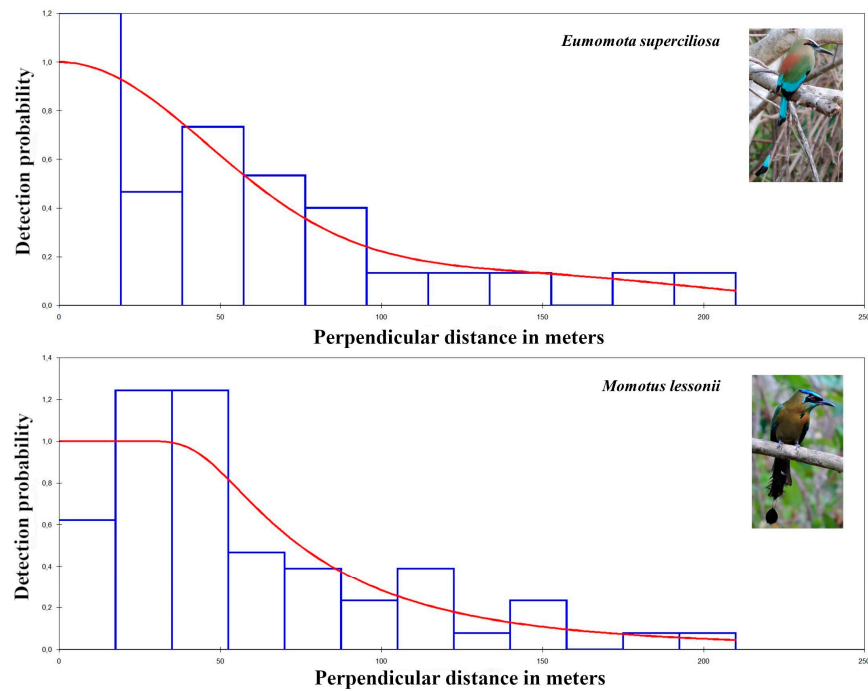
Supplementary Materials



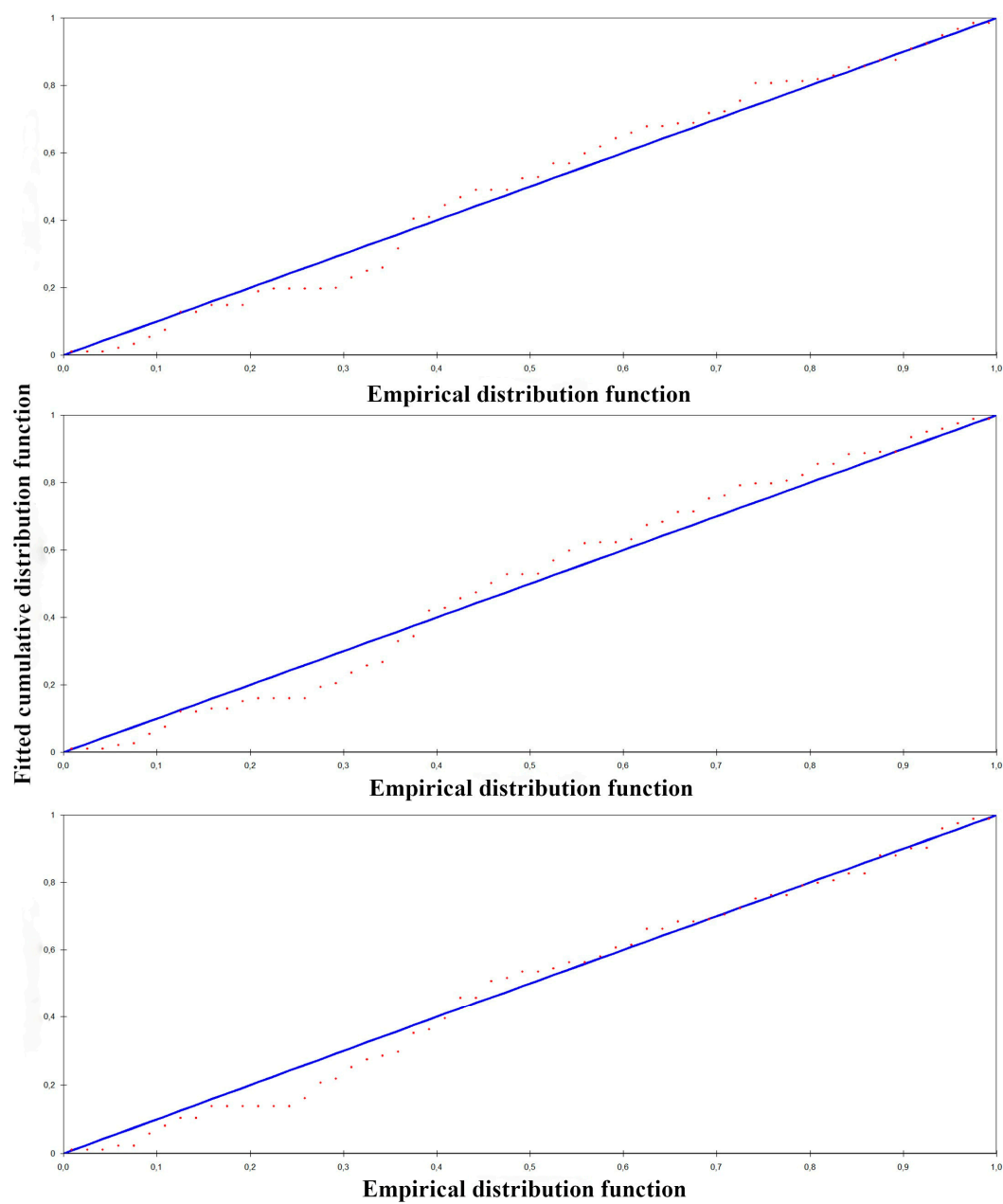
**Figure S1.** Detection function (above) and Q-Q plot (below) relative to a CDS half-normal analysis performed with a distance of truncation ( $w$ ) of 150 m for the species *Eumomota superciliosa*. See Table S1 for GoF tests and compare to final modes (see Figures S3 and S4)



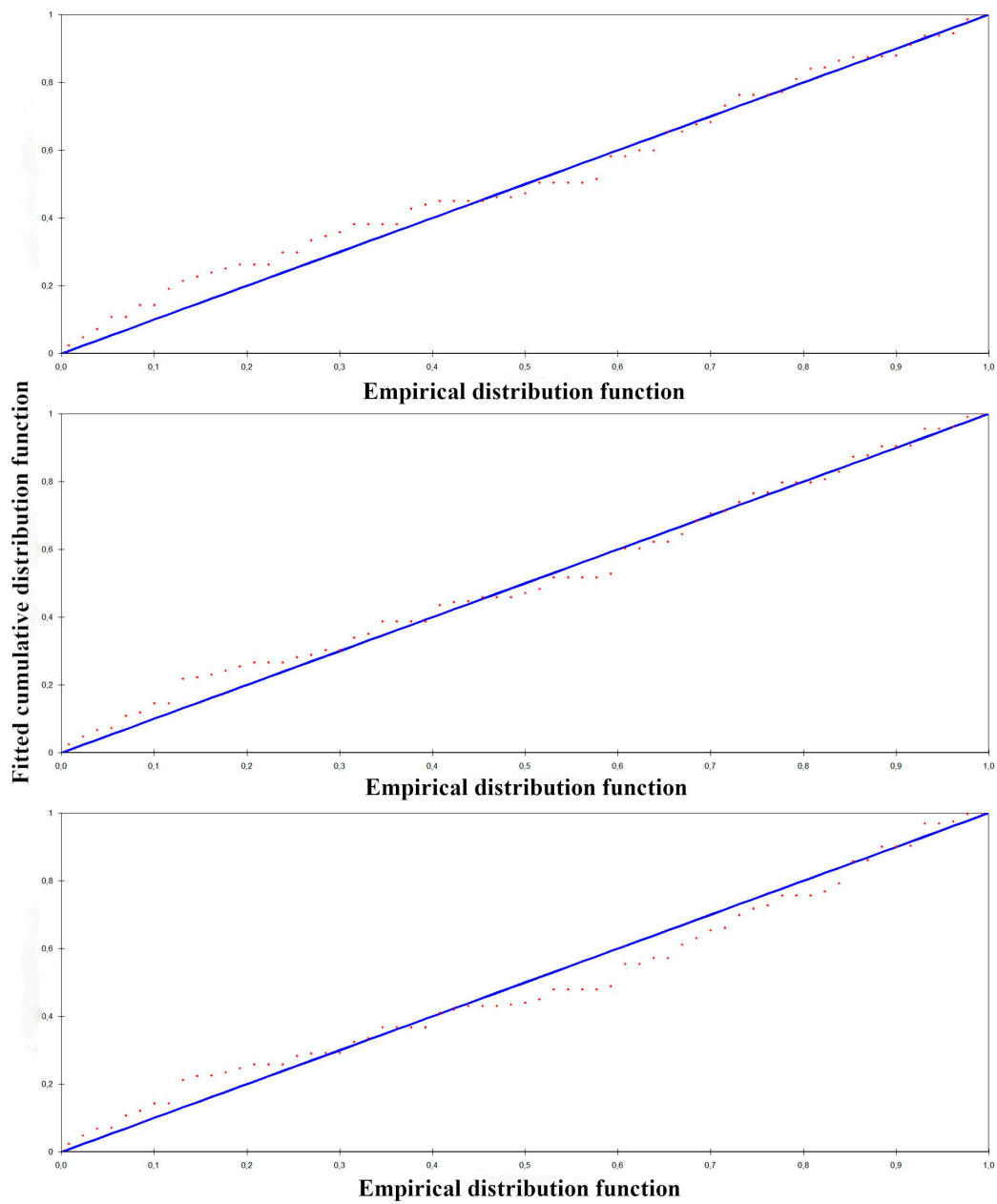
**Figure S2.** Detection function (above) and Q-Q plot (below) relative to a CDS hazard rate analysis performed with a distance of truncation ( $w$ ) of 150 m for the species *Momotus lessonii*. See Table S1 for GoF tests and compare to final



**Figure S3.** Detection functions of the selected analyses (analyses 1 and 5 in Table 1), based on the curve’s goodness of fit (GoF) on the histogram (see section 2. Materials and Methods), computed separately for each species.



**Figure S4.** Q-Q plots of models reported in Table 1 for *Eumomota superciliosa*. From the top to the bottom are shown plots corresponding to analysis numbers 1, 2 and 3.



**Figure S5.** Q-Q plots of models reported in Table 1 for *Momotus lessonii*. From the top to the bottom are shown plots corresponding to analysis numbers 4, 5 and 6.

**Table S1.** Summary of the results of two illustrative analyses run at a distance of truncation (*w*) of 150 m for comparison with the selected models (see Table 1). Distances around 150 m were the most inspected for the selection of an appropriate *w*, but some obvious discrepancies made us reject them, notably in the goodness of fit (e.g., see  $p(\chi^2)$  values and see Figures S1 and S2) and rather high percentages of non-considered contacts (8.7% and 15.2% for *M. lessonii* and *E. superciliosa*, respectively).

SPECIES	ANALYSIS	MODEL	k	w	n	KSt GoF	CvMt	GoF	$p(\chi^2)$	p	ESW	D ± SE	%CV	95% CI
<i>E. superciliosa</i>	CDS	Half Normal	1	150	56	0.44	$0.60 < p \leq 0.70$	0.18	0.52	78.56	$20.66 \pm 4.80$	23.24	12.62-33.83	
<i>M. lessonii</i>	CDS	Hazard Rate	2	150	63	0.64	$0.50 < p \leq 0.60$	0.22	0.54	81.61	$22.38 \pm 6.68$	29.83	12.14-41.24	